

# CITY OF LOWELL CORONAVIRUS DATA REPORT

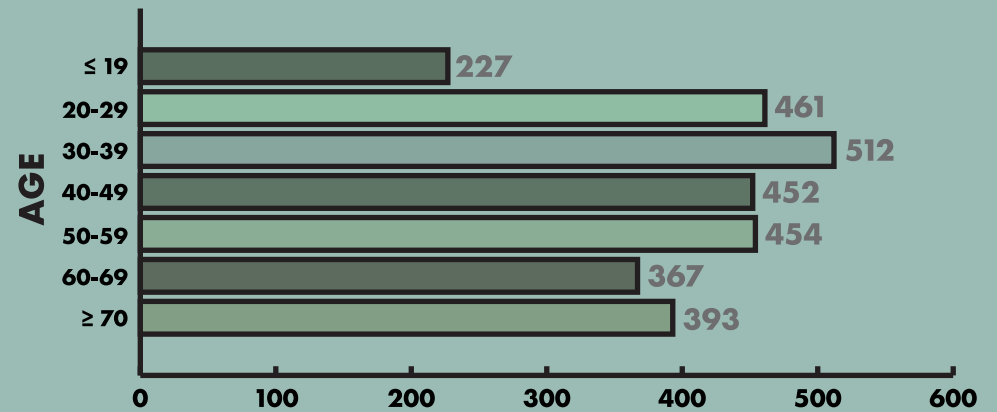
June 26, 2020

**TOTAL CASES: 2,866**  
**DEATHS: 130**  
**HOSPITALIZED: 334**  
**RECOVERED: 1,921**

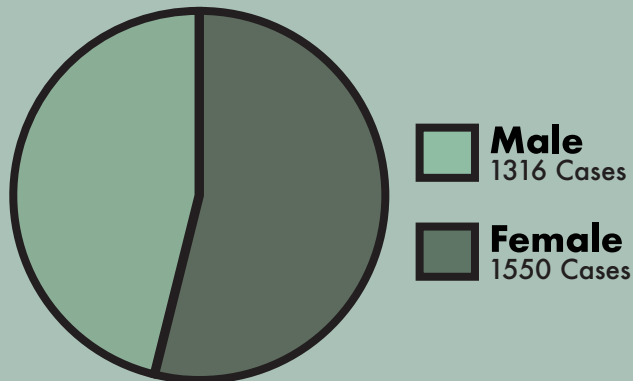
## DISTRIBUTION BY NEIGHBORHOOD

Acre	249	Lower Belvidere	83
Back Central	157	Lower Highlands	276
Belvidere	170	Pawtucketville	483
Centralville	516	Sacred Heart	152
Downtown	151	South Lowell	86
Highlands	505	Unknown	38

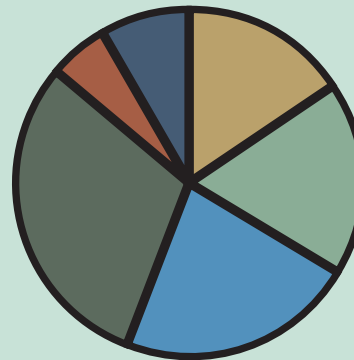
## DISTRIBUTION BY AGE



## DISTRIBUTION BY GENDER



## DISTRIBUTION BY RACE



0.2%	American Indian/Alaskan Native - 6 Cases
15.6%	Asian - 448 Cases
18.1%	Black/African American - 518 Cases
0.0%	Hawaiian Native/Pacific Islander - 1 Cases
22.2%	Hispanic - 637 Cases
30.0%	White - 860 Cases
5.6%	Other - 161 Cases
8.2%	Missing/Unknown - 235 Cases

**Other** indicates an individual that may not identify with any of the standardized classifications  
**Missing/Unknown** indicates individuals that declined to provide information, or that data was not captured for during the interview process.

Information above is current as of 8:00 am on 6/26/2020. Data for this report is based on information available to the Lowell Health Department at a single point in time. Case counts and individual data points change throughout the day as new cases are added, data cleaning occurs (i.e. removal of duplicate reports), and updated demographic information is obtained.