

CITY OF LOWELL CORONAVIRUS DATA REPORT

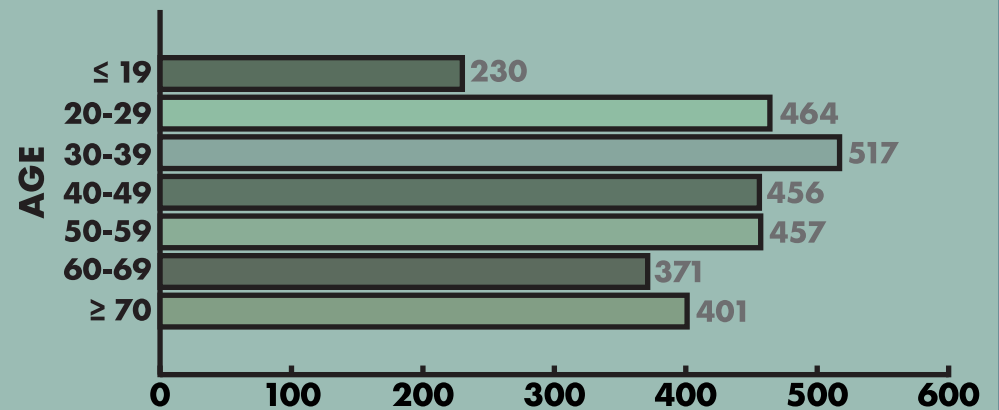
July 2, 2020

TOTAL CASES: 2,896
DEATHS: 135
HOSPITALIZED: 338
RECOVERED: 1,973

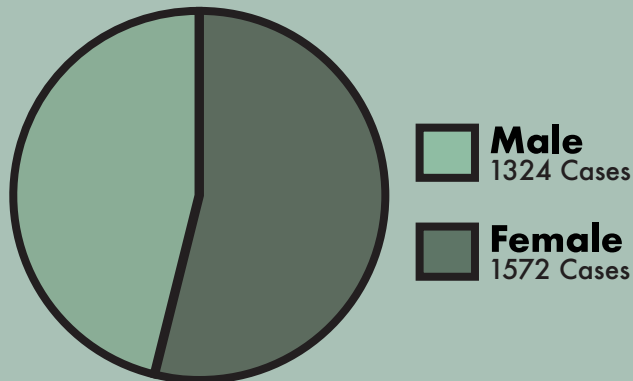
DISTRIBUTION BY NEIGHBORHOOD

Acre	256	Lower Belvidere	84
Back Central	159	Lower Highlands	279
Belvidere	174	Pawtucketville	477
Centralville	523	Sacred Heart	152
Downtown	152	South Lowell	87
Highlands	518	Unknown	35

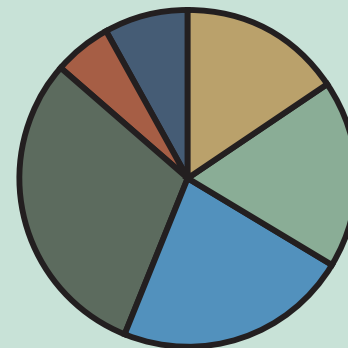
DISTRIBUTION BY AGE



DISTRIBUTION BY GENDER



DISTRIBUTION BY RACE



0.2%	American Indian/Alaskan Native - 6 Cases
15.7%	Asian - 454 Cases
18.0%	Black/African American - 522 Cases
0.0%	Hawaiian Native/Pacific Islander - 1 Cases
22.4%	Hispanic - 648 Cases
30.3%	White - 877 Cases
5.4%	Other - 157 Cases
8.0%	Missing/Unknown - 231 Cases

Other indicates an individual that may not identify with any of the standardized classifications
Missing/Unknown indicates individuals that declined to provide information, or that data was not captured for during the interview process.

Information above is current as of 8:00 am on 7/2/2020. Data for this report is based on information available to the Lowell Health Department at a single point in time. Case counts and individual data points change throughout the day as new cases are added, data cleaning occurs (i.e. removal of duplicate reports), and updated demographic information is obtained.