



Overdose Report: 19-Aug

Lowell, MA

Overdoses: 100 or 3.2 per day

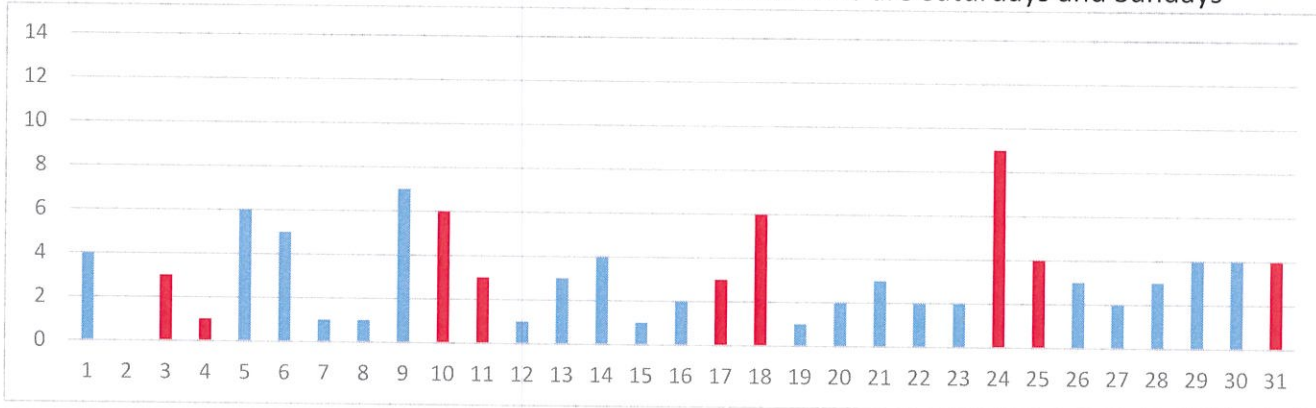
Day of the week:

Day	Mon	Tue	Wed	Thu	Fri	Sat	Sun
Count	11	12	11	12	15	25	14
Average	2.8	3.0	2.8	2.4	3.0	5.0	3.5

100

Day of the month:

Note: Red columns are Saturdays and Sundays



Hour of the day:

0	1	2	3	4	5	6	7	8	9	10	11	12	13	14	15	16	17	18	19	20	21	22	23
6	4	2	0	2	2	1	4	1	5	0	4	7	2	6	8	10	7	2	7	7	8	3	2

100

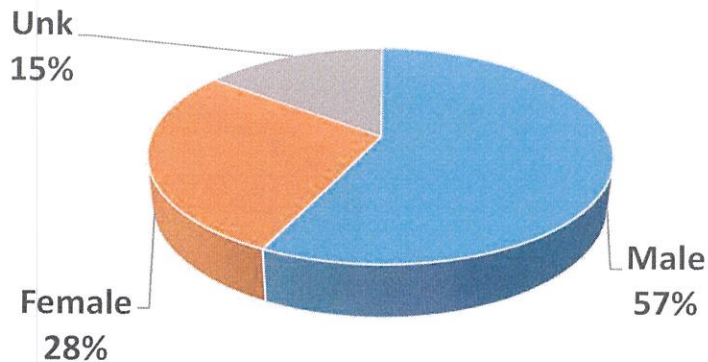
Section of the city:

Neighborhood	Count
Acre	17
Back Central	11
Belvidere	3
Centralville	11
Downtown	20
Highlands	8
Lower Belvidere	4
Lower Highlands	6
Pawtucketville	9
Sacred Heart	7
South Lowell	4

100

Profile of patient

Sex	Count	Avg Age	Range
Female	28	42	15-64
Male	57	41	16-74



Age	#
12 and U	0
13-15	1
16-17	1
18-21	4
22	0
23	2
24	1
25	2
26	4
27	1
28	2
29	2
30	2
31	1
32	0
33	2
34	2
35	3
36	2
37	3
38	1
39	3
40	0
41	0
42	3
43	2
44	3
45	7
46	0
47	2
48	7
49	5
50	2
51-55	3
56-60	6
61-65	3
66-70	2
71 and up	1
Unk	15

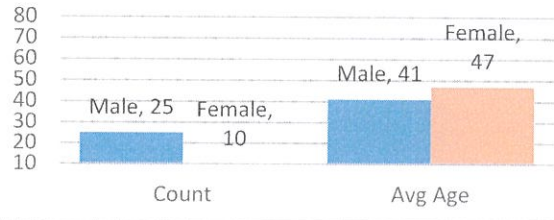
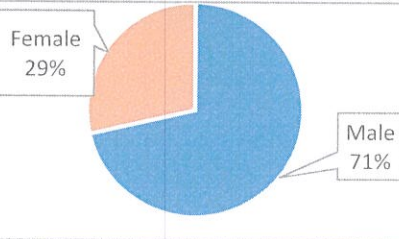
18-Aug	18-Sep	18-Oct	18-Nov	18-Dec	19-Jan	19-Feb	19-Mar	19-Apr	19-May	19-Jun	19-Jul	19-Aug
141	160	161	140	125	86	90	111	96	111	93	97	100
4.5	5.3	5.2	4.7	4.0	2.8	3.2	3.6	3.2	3.6	3.1	3.1	3.2



Categorized Opiate Report: Aug-19 Lowell, MA

Priority of patient

Priority 1	26
Priority 2	4
Priority 3	5

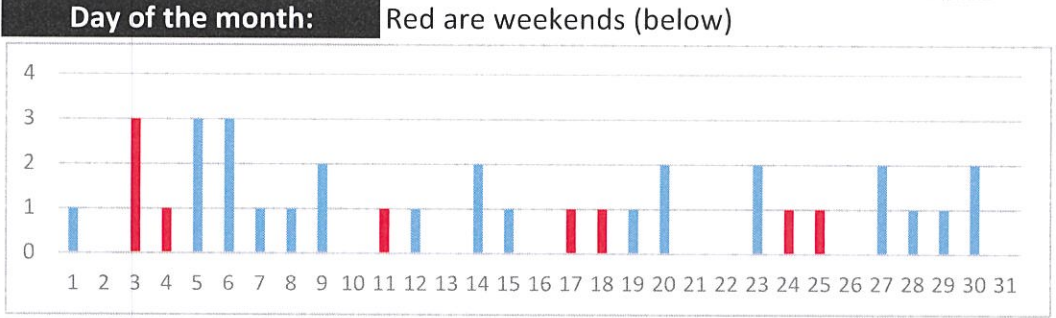


Age

12 and U	0
13-15	0
16-17	0
18-21	0
22	0
23	0
24	1
25	0
26	1
27	0
28	1
29	0
30	1
31	1
32	1
33	1
34	0
35	0
36	1
37	3
38	0
39	3
40	0
41	0
42	0
43	0
44	3
45	5
46	0
47	1
48	3
49	2
50	2
51-55	1
56-60	4
61-65	0
66-70	0
Unk	0

Day of the week:

Day	#	Avg
Mon	5	1.3
Tue	7	1.8
Wed	4	1.0
Thu	4	0.8
Fri	6	1.2
Sat	5	1.0
Sun	4	1.0



Hour of the day:

Hour	0	1	2	3	4	5	6	7	8	9	10	11	12	13	14	15	16	17	18	19	20	21	22	23
Count	2	1	1	0	1	2	0	1	0	2	0	0	3	2	2	2	2	4	1	4	0	3	1	1

Location of patient

Location	#
Private Residence	12
Public Location- Inside	5
Public Location- Outside	18
Residential Institution	0

Narcan used by:

Lowell FD	6	Lowell PD	0
Trinity ALS	3	Trinity BLS	7
LGH ALS	5	Other	9
Park Ranger	0		

Narcan doses

2mg - 8	33
3-4mg - 8	34
6mg+ - 5	35

Neighborhood

Acre - 6	Back Central - 6	Centralville - 4	Downtown - 6	Highlands - 1
Lwr Belvidere - 1	Lwr Highlands - 5	Pawtucketville - 4	South Lowell - 2	

Home town of pt

Billerica - 1, Dracut - 2, Lawrence - 1, Londonderry - 1, Lowell - 24, Merrimack - 1, Nashua - 1, Quincy - 1, Tyngsboro - 1, Unknown - 2
--

Last 12 months All ORI calls

18-Aug	18-Sep	18-Oct	18-Nov	18-Dec	19-Jan	19-Feb	19-Mar	19-Apr	19-May	19-Jun	19-Jul	19-Aug
67	70	75	69	59	42	49	43	47	46	44	46	35
2.2	2.3	2.4	2.3	1.9	1.4	1.8	1.4	1.6	1.5	1.5	1.5	1.1

Last 12 months Priority 1 only

18-Aug	18-Sep	18-Oct	18-Nov	18-Dec	19-Jan	19-Feb	19-Mar	19-Apr	19-May	19-Jun	19-Jul	19-Aug
26	42	47	46	32	23	21	23	28	25	30	26	26
0.8	1.4	1.5	1.5	1.0	0.7	0.8	0.7	0.9	0.8	1.0	0.8	0.8

ORI - daily average						Priority 1 only- daily average						
	Q1	Q2	Q3	Q4	Yr avg		Q1	Q2	Q3	Q4	Yr avg	
2013	0.7	1.2	1.1	0.6	0.9	2013	0.3	0.4	0.5	0.2	0.3	51-55
2014	0.8	1.4	1.6	1.4	1.3	2014	0.3	0.6	0.8	0.9	0.7	56-60
2015	1.4	1.7	1.9	1.4	1.6	2015	0.8	0.7	0.9	0.8	0.8	61-65
2016	1.7	1.6	2.0	2.3	1.9	2016	1.0	1.0	0.9	1.3	1.0	66-70
2017	2.0	2.3	2.8	1.8	2.2	2017	1.2	1.4	1.6	1.0	1.3	Unk
2018	2.1	2.0	2.6	2.2	2.2	2018	1.2	1.1	1.3	1.4	1.3	
2019	1.5	1.5	1.3			2019	0.7	0.9	0.8			



The following data is from Trinity EMS electronic Patient Care Reports. This data is from calls in all 13 communities Trinity provides service for. Only data from August 2019 opioid related calls are included

Trinity EMS Inc provides EMS services for the following communities in MA: Boxford, Chelmsford, Dunstable, Groveland, Haverhill, Lowell, and Dracut. In NH: Atkinson, Danville, Hampstead, Newton, Plaistow, and Sandown.

Only opiate overdoses that Trinity EMS inc responded to are included. If someone from one of the communities listed above overdosed in another community not listed, it will not be represented in this data set.

System wide, Trinity treated 85 patients with an opioid related issue in August 2019.

Row Labels	Count of Date
LOWELL	25
HAVERHILL	16
(blank)	7
DRACUT	4
NASHUA	3
LAWRENCE	3
NORTH	2
CHELMSFORD	
BILLERICA	2
TYNGSBORO	2
SALEM	2
MANCHESTER	2
MALDEN	1
ROWLEY	1
PLAISTOW	1
BRADFORD	1
SANDOWN	1
JUPITER	1
PLAINVILLE	1
METHUEN	1
QUINCY	1
DANVILLE	1
BOSTON	1
NEWTON	1
TEWKSBURY	1
NORTH ATTLEBORO	1
LONDONDERRY	1
AMESBURY	1
MERRIMACK	1
Grand Total	85