



**Overdose Report: Aug-20**

**Lowell, MA**

**Overdoses:** 103 OR 3.3 per day

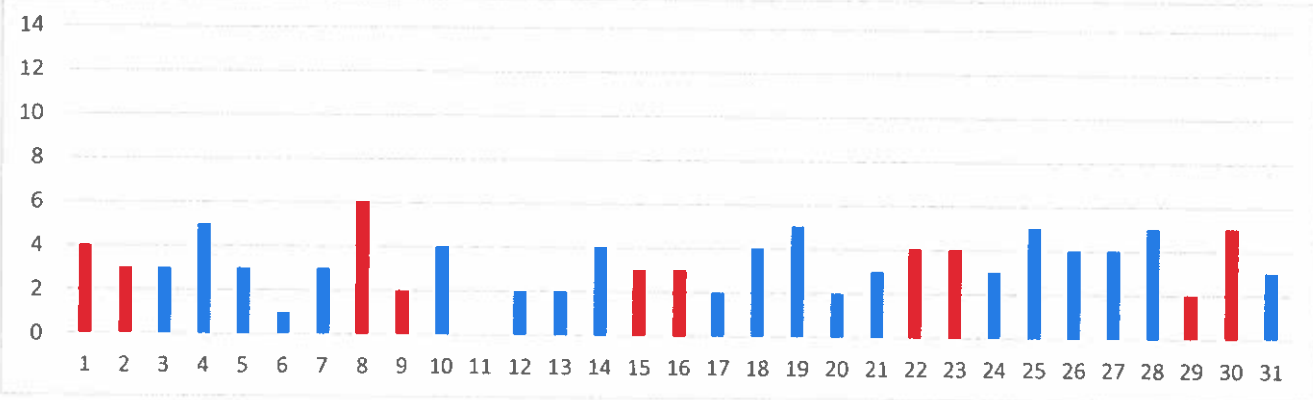
**Day of the week:**

Day	Mon	Tue	Wed	Thu	Fri	Sat	Sun
Count	15	14	14	9	15	19	17
Average	3.0	3.5	3.5	2.3	3.8	3.8	3.4

103

**Day of the month:**

Note: Red columns are Saturdays and Sundays



**Hour of the day:**

0	1	2	3	4	5	6	7	8	9	10	11	12	13	14	15	16	17	18	19	20	21	22	23
2	6	3	2	4	0	2	3	4	1	5	9	2	4	10	8	4	5	9	3	7	3	5	2

103

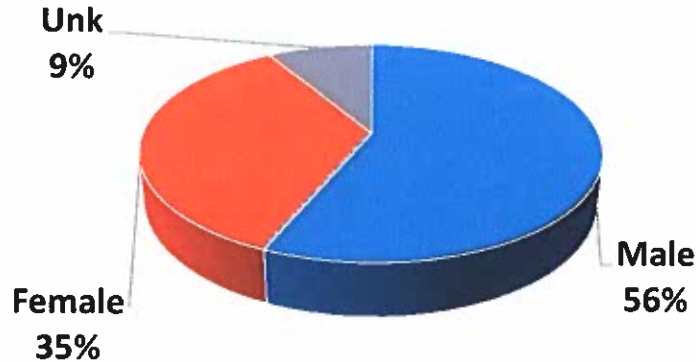
**Section of the city:**

Neighborhood	Count
Acre	14
Back Central	13
Belvidere	3
Centralville	16
Downtown	27
Highlands	8
Lower Belvidere	5
Lower Highlands	13
Pawtucketville	2
Sacred Heart	0
South Lowell	2

103

**Profile of patient**

Sex	Count	Avg Age	Range
Female	36	42	18-75
Male	58	40	20-72



Age	#
12 and U	0
13-15	0
16-17	0
18-21	8
22	0
23	3
24	0
25	1
26	2
27	3
28	0
29	3
30	6
31	0
32	4
33	4
34	1
35	3
36	4
37	2
38	5
39	0
40	3
41	4
42	4
43	1
44	3
45	3
46	0
47	0
48	0
49	0
50	2
51-55	9
56-60	4
61-65	2
66-70	2
71 and up	8
Unk	9

19-Aug	19-Sep	19-Oct	19-Nov	19-Dec	20-Jan	20-Feb	20-Mar	20-Apr	20-May	20-Jun	20-Jul	20-Aug
100	83	107	73	95	78	84	75	96	119	96	91	103
3.2	2.8	3.5	2.4	3.1	2.5	2.9	2.4	3.2	3.8	3.2	2.9	3.3



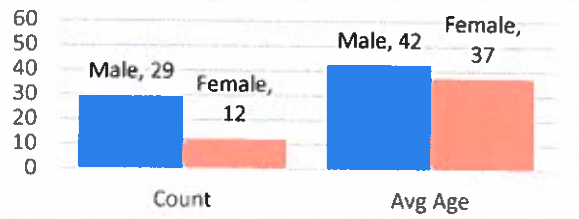
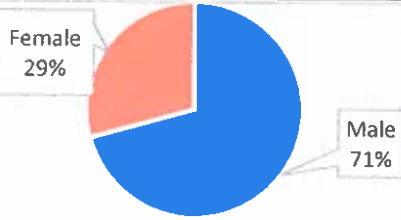
# Categorized Opiate Report:

Aug-20

Lowell, MA

## Priority of patient

Priority 1	22
Priority 2	5
Priority 3	14

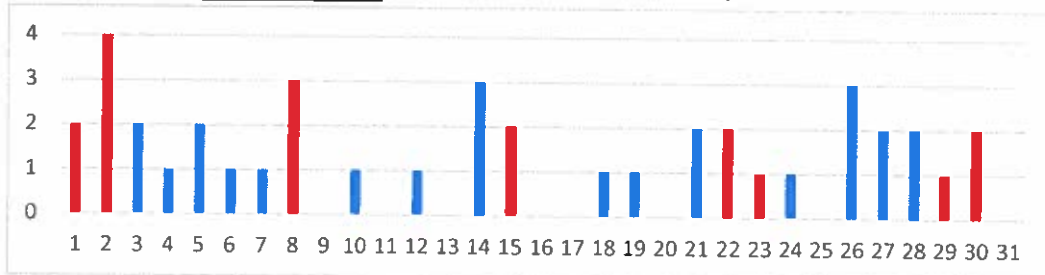


## Age

12 and U	0
13-15	0
16-17	0
18-21	2
22	0
23	1
24	0
25	0
26	0
27	2
28	0
29	0
30	5
31	0
32	1
33	2
34	1
35	2
36	3
37	0
38	2
39	0
40	0
41	4
42	2
43	0
44	3
45	0
46	0
47	0
48	0
49	0
50	0

Day of the week:	#	Avg
Mon	4	0.8
Tue	2	0.5
Wed	7	1.8
Thu	3	0.8
Fri	8	2.0
Sat	10	2.0
Sun	7	1.4

## Day of the month: Red are weekends (below)



Hour of the day:	0	1	2	3	4	5	6	7	8	9	10	11	12	13	14	15	16	17	18	19	20	21	22	23
0	0	0	0	1	3	0	0	1	2	1	1	3	1	3	1	2	3	1	5	2	3	3	3	2

Location of patient	#
Private Residence	16
Public Location- Inside	2
Public Location- Outside	21
Residential Instituion	2

Narcan used by:	
Lowell FD	6
Lowell PD	3
Trinity ALS	0
Trinity BLS	9
LGH ALS	2
Other	5
Park Ranger	0

Narcan doses	
2mg - 4	32
4mg - 11	34
6mg+ - 5	35

Neighborhood	Count
Acre - 6	6
Back Central - 6	6
Belvidere - 1	1
Centralville - 6	6
Downtown - 13	13
Highlands - 1	1
Lwr Highlands - 7	7
South Lowell - 1	1

Home town of pt	Count
Billerica - 3	3
Chelmsford - 1	1
Dracut - 1	1
Dunstable - 1	1
Jamaica Plain - 1	1
Lawrence - 1	1
Lowell - 25	25
North Chelmsford - 1	1
Pelham - 1	1
Tewksbury - 4	4
Westford - 1	1
Unknown - 1	1

## Last 12 months All ORI calls

19-Aug	19-Sep	19-Oct	19-Nov	19-Dec	20-Jan	20-Feb	20-Mar	20-Apr	20-May	20-Jun	20-Jul	20-Aug
35	46	52	36	37	32	31	28	48	57	49	44	41
1.1	1.5	1.7	1.2	1.2	1.0	1.1	0.9	1.6	1.8	1.6	1.4	1.3

## Last 12 months Priority 1 only

19-Aug	19-Sep	19-Oct	19-Nov	19-Dec	20-Jan	20-Feb	20-Mar	20-Apr	20-May	20-Jun	20-Jul	20-Aug
26	27	34	23	27	21	17	19	26	31	25	22	22
0.8	0.9	1.1	0.8	0.9	0.7	0.6	0.6	0.9	1.0	0.8	0.7	0.7

## ORI - daily average

## Priority 1 only- daily average

Year	Q1	Q2	Q3	Q4	Yr avg	Year	Q1	Q2	Q3	Q4	Yr avg	Age
2012	0.5	0.8	0.7	0.6	0.7	2012	0.1	0.2	0.3	0.3	0.2	51-55
2013	0.7	1.2	1.1	0.6	0.9	2013	0.3	0.4	0.5	0.2	0.3	56-60
2014	0.8	1.4	1.6	1.4	1.3	2014	0.3	0.6	0.8	0.9	0.7	61-65
2015	1.4	1.7	1.9	1.4	1.6	2015	0.8	0.7	0.9	0.8	0.8	66+
2016	1.7	1.6	2.0	2.3	1.9	2016	1.0	1.0	0.9	1.3	1.0	Unk
2017	2.0	2.3	2.8	1.8	2.2	2017	1.2	1.4	1.6	1.0	1.3	
2018	2.1	2.0	2.6	2.2	2.2	2018	1.2	1.1	1.3	1.4	1.3	
2019	1.5	1.5	1.4	1.4	1.5	2019	0.7	0.9	0.9	0.9	0.9	
2020	1.0	1.7	1.4			2020	0.6	0.9	0.7			



The following data is from Trinity EMS electronic Patient Care Reports. This data is from calls in all 13 communities Trinity provides service for. Only data from August 2020 opioid related calls are included

Trinity EMS Inc provides EMS services for the following communities in MA: Boxford, Chelmsford, Dunstable, Groveland, Haverhill, Lowell, and Dracut. In NH: Atkinson, Danville, Hampstead, Newton, Plaistow, and Sandown.

Only opiate overdoses that Trinity EMS Inc responded to are included. If someone from one of the communities listed above overdosed in another community not listed, it will not be represented in this data set.

System wide, Trinity treated 77 patients with an opioid related issue in August 2020.

Row Labels	Count of Date
LOWELL	28
HAVERHILL	19
TEWKSBURY	4
LAWRENCE	3
BILLERICA	3
(blank)	3
PLAISTOW	2
DRACUT	2
PELHAM	1
BUTNER	1
DUNSTABLE	1
WESTFORD	1
NORTH CHELMSFORD	1
CHELMSFORD	1
HAVELOCK	1
DANVILLE	1
TYNGSBOROUGH	1
GROVELAND	1
MERRIMAC	1
HAVRHILL	1
JAMAICA PLAIN	1
<b>Grand Total</b>	<b>77</b>