



Overdose Report: 18-Dec

Lowell, MA

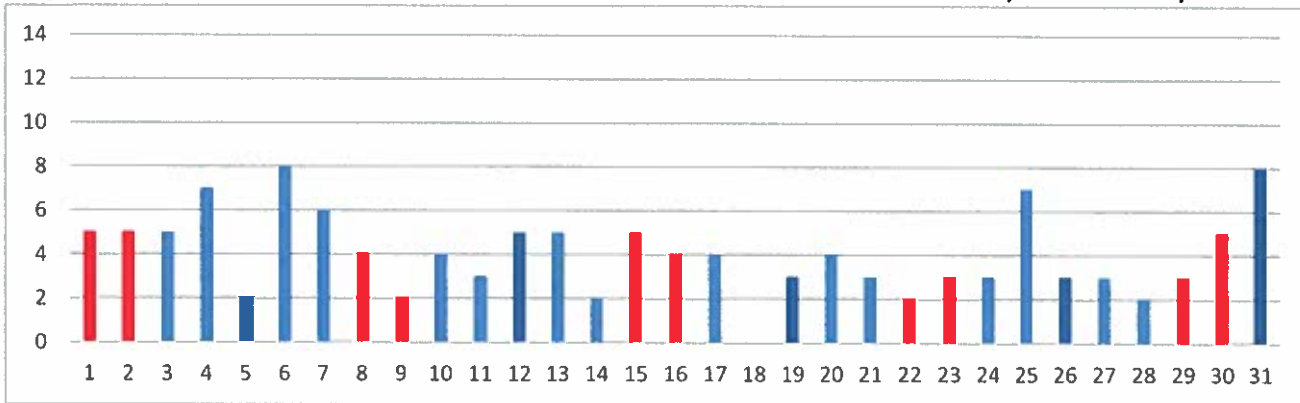
Overdoses 125 or 4.0 per day

Day of the week:

Day	Mon	Tue	Wed	Thu	Fri	Sat	Sun
Count	24	17	13	20	13	19	19
Average	4.8	4.3	3.3	5.0	3.3	3.8	3.8

Day of the month:

Note: Red columns are Saturdays and Sundays



Hour of the day:

0	1	2	3	4	5	6	7	8	9	10	11	12	13	14	15	16	17	18	19	20	21	22	23
1	7	4	1	4	0	1	2	5	4	10	7	9	7	10	4	9	7	5	8	7	1	5	7

125

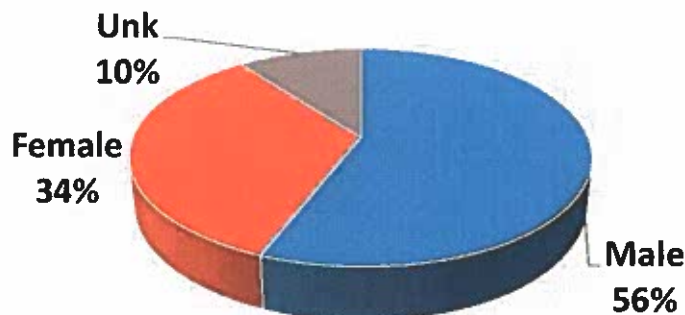
Section of the city:

Profile of patient

Neighborhood	Count
Acre	17
Back Central	9
Belvidere	10
Centralville	15
Downtown	30
Highlands	6
Lower Belvidere	3
Lower Highlands	13
Pawtucketville	7
Sacred Heart	10
South Lowell	5

125

Sex	Count	Avg Age	Range
Female	42	36	16-102
Male	70	38	15-66



Month	18-Jan	18-Feb	18-Mar	18-Apr	18-May	18-Jun	18-Jul	18-Aug	18-Sep	18-Oct	18-Nov	18-Dec
Total	118	149	101	126	139	148	211	141	160	161	140	125
Per	3.8	5.3	3	4.2	4.5	4.9	6.8	4.5	5.3	5.2	4.7	4.0

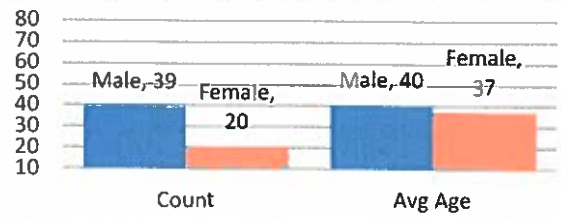
Age	#
12 and U	5
13-15	2
16-17	2
18-21	7
22	3
23	2
24	2
25	1
26	1
27	1
28	2
29	4
30	6
31	2
32	4
33	3
34	5
35	3
36	2
37	4
38	8
39	1
40	1
41	0
42	8
43	1
44	1
45	1
46	0
47	0
48	7
49	1
50	2
51-55	8
56-60	7
61-65	5
66-70	1
71 and up	1
Unk	11



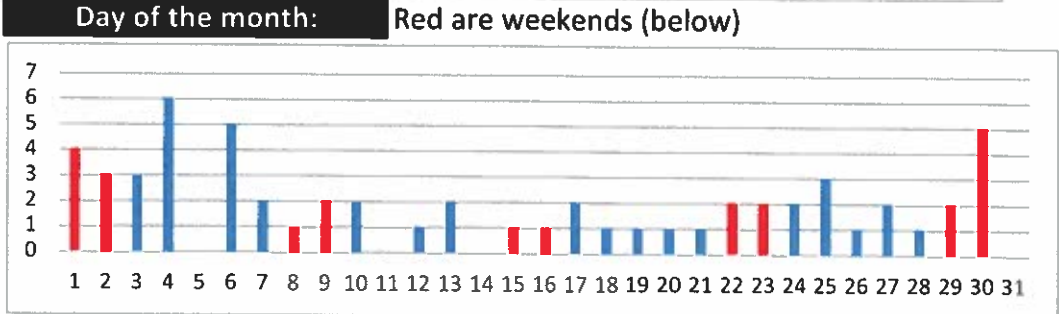
Categorized Opiate Report: Dec-18 Lowell, MA

Priority of patient

Priority 1	32
Priority 2	12
Priority 3	15



Day of the week:	#	Avg
Mon	14	2.8
Tue	10	2.5
Wed	3	0.8
Thu	10	2.5
Fri	3	0.8
Sat	9	1.8
Sun	10	2.0



Hour of the day:	0	1	2	3	4	5	6	7	8	9	10	11	12	13	14	15	16	17	18	19	20	21	22	23
	1	5	2	1	2	0	1	1	3	1	4	1	4	2	5	1	7	3	2	3	2	0	4	4

Location of patient	#	Narcan used by:	Narcan doses
Private Residence	24	Lowell FD 8, Lowell PD 8, Trinity ALS 0, Trinity BLS 13, LGH ALS 4, Other 9, Park Ranger	2mg - 9, 4mg - 15, 6mg - 2, 8mg+ - 4
Public Location- Inside	13		
Public Location- Outside	22		
Residential Institution	0		

Neighborhood	Acre - 11	Back Central - 3	Belvidere - 4	Centralville - 9	Downtown - 16	Highlands - 2	Lw. Belvidere - 1	Lw Highlands - 9	Pawtucketville - 1	Sacred Heart - 3
--------------	-----------	------------------	---------------	------------------	---------------	---------------	-------------------	------------------	--------------------	------------------

Home town of pt	Billerica - 3, Boston - 1, Charlestown - 1, Dorchester - 1, Dracut - 8, Haverhill - 3, Holden - 2, Lawrence - 3, Leominster - 1, Lowell - 24, Milford - 1, Plymouth - 1, Tewksbury - 1, Tyngsboro - 1, Wilmington - 1, Unknown - 7
-----------------	--

Last 12 months All ORI calls												
	18-Jan	18-Feb	18-Mar	18-Apr	18-May	18-Jun	18-Jul	18-Aug	18-Sep	18-Oct	18-Nov	18-Dec
Total	56	67	66	56	59	68	99	67	70	75	69	59
Avg	1.8	2.4	2.1	1.9	1.9	2.3	3.2	2.2	2.3	2.4	2.3	1.9

Last 12 months Priority 1 only												
	#####	18-Feb	18-Mar	18-Apr	18-May	18-Jun	18-Jul	18-Aug	18-Sep	18-Oct	18-Nov	18-Dec
Total	28	37	44	30	34	38	51	26	42	47	46	32
Avg	0.9	1.3	1.4	1.0	1.1	1.3	1.6	0.8	1.4	1.5	1.5	1.0

ORI - daily average						Priority 1 only- daily average					
	Q1	Q2	Q3	Q4	Yr avg	Q1	Q2	Q3	Q4	Yr avg	
2013	0.7	1.2	1.1	0.6	0.9	2013	0.3	0.4	0.5	0.2	0.3
2014	0.8	1.4	1.6	1.4	1.3	2014	0.3	0.6	0.8	0.9	0.7
2015	1.4	1.7	1.9	1.4	1.6	2015	0.8	0.7	0.9	0.8	0.8
2016	1.7	1.6	2.0	2.3	1.9	2016	1.0	1.0	0.9	1.3	1.0
2017	2.0	2.3	2.8	1.8	2.2	2017	1.2	1.4	1.6	1.0	1.3
2018	2.1	2.0	2.6	2.20	2.2	2018	1.2	1.1	1.3	1.4	1.3

Age
12 and U
13-15
16-17
18-21
22
23
24
25
26
27
28
29
30
31
32
33
34
35
36
37
38
39
40
41
42
43
44
45
46
47
48
49
50
51-55
56-60
61-65
66-70
Unk



The following data is from Trinity EMS electronic Patient Care Reports. This data is from calls in all 13 communities Trinity provides service for. Only data from Dec 2018 opioid related calls are included

Trinity EMS Inc provides EMS services for the following communities in MA: Boxford, Chelmsford, Dunstable, Groveland, Haverhill, Lowell, and Dracut. In NH: Atkinson, Danville, Hampstead, Newton, Plaistow, and Sandown.

Only opiate overdoses that Trinity EMS inc responded to are included. If someone from one of the communities listed above overdosed in another community not listed, it will not be represented in this data set.

System wide, Trinity treated 92 patients with an opioid related issue in Dec 2018.

Row Labels	Count of Date
LOWELL	24
HAVERHILL	14
(blank)	11
DRACUT	10
LAWRENCE	4
BILLERICA	4
TYNGSBORO	2
HOLDEN	2
GEORGETOWN	1
MILFORD	1
BOSTON	1
GROVELAND	1
NORTH ANDOVER	1
DORCHESTER	1
LEOMINSTER	1
HAVRHILL	1
MERRIMAC	1
ROLLINSFORD	1
NEWBURYPORT	1
SANDOWN	1
PLYMOUTH	1
EAST	1
HAMPSTEAD	1
EPPING	1
TEWKSBURY	1
WILMINGTON	1
CHARLESTOWN	1
ANDOVER	1
HUDSON	1
KINGSTON	1
Grand Total	92