

CITY OF LOWELL CORONAVIRUS DATA REPORT

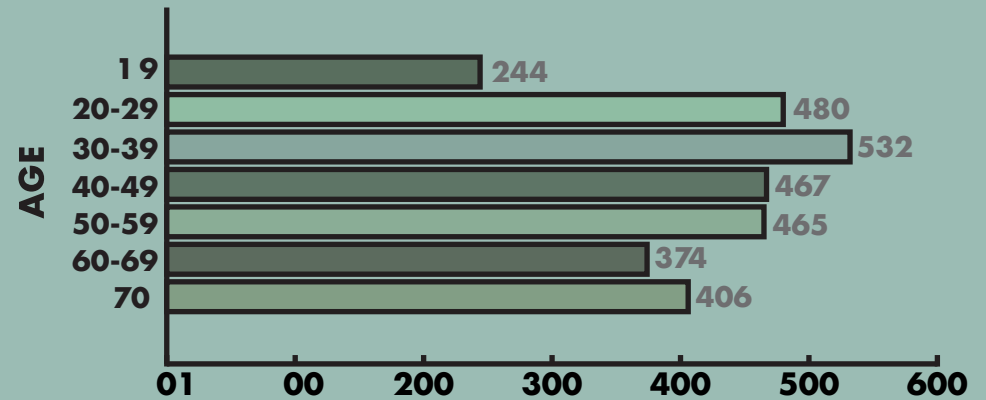
July 17, 2020

TOTAL CASES: 2,968
DEATHS: 138
HOSPITALIZED: 343
RECOVERED: 2,112

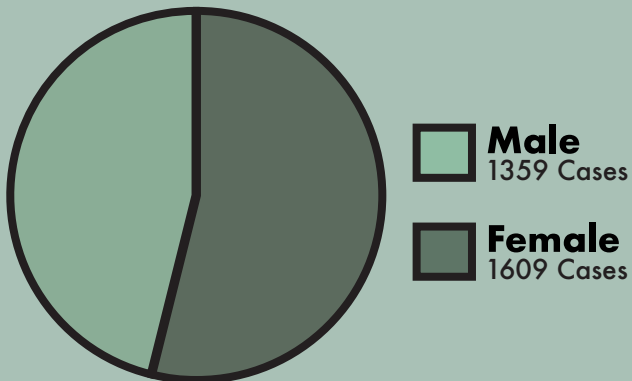
DISTRIBUTION BY NEIGHBORHOOD

Acre	261	Lower Belvidere	84
Back Central	161	Lower Highlands	288
Belvidere	177	Pawtucketville	487
Centralville	541	Sacred Heart	158
Downtown	157	South Lowell	89
Highlands	532	Unknown	33

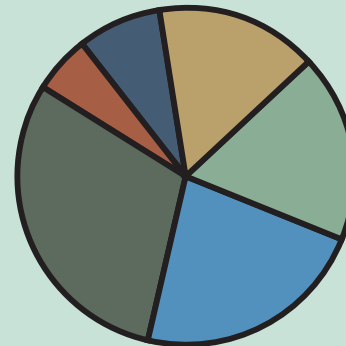
DISTRIBUTION BY AGE



DISTRIBUTION BY GENDER



DISTRIBUTION BY RACE



0.2%	American Indian/Alaskan Native - 6 Cases
15.5%	Asian - 461 Cases
18.0%	Black/African American - 534 Cases
0.0%	Hawaiian Native/Pacific Islander - 1 Cases
23.0%	Hispanic - 684 Cases
30.0%	White - 891 Cases
5.4%	Other - 160 Cases
7.8%	Missing/Unknown - 231 Cases

Other indicates an individual that may not identify with any of the standardized classifications
Missing/Unknown indicates individuals that declined to provide information, or that data was not captured for during the interview process.

Information above is current as of 8:00 am on 7/17/2020. Data for this report is based on information available to the Lowell Health Department at a single point in time. Case counts and individual data points change throughout the day as new cases are added, data cleaning occurs (i.e. removal of duplicate reports), and updated demographic information is obtained.