

CITY OF LOWELL CORONAVIRUS DATA REPORT

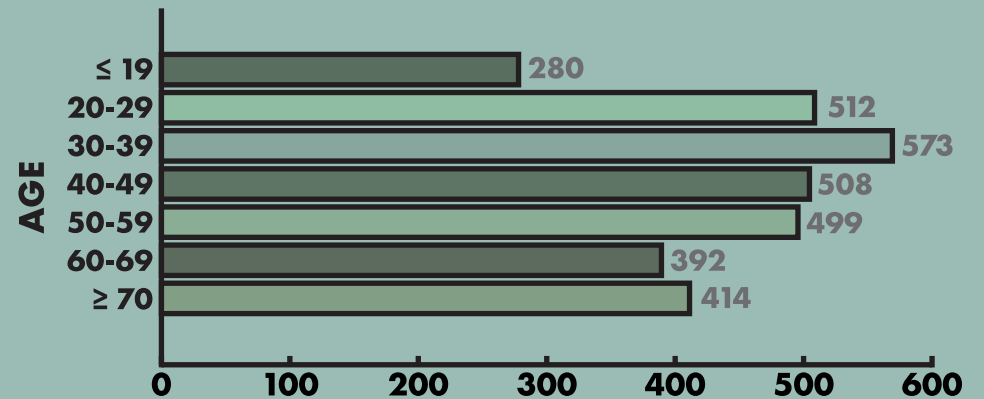
September 4, 2020

TOTAL CASES: 3,178
DEATHS: 159
HOSPITALIZED: 353
RECOVERED: 2,499

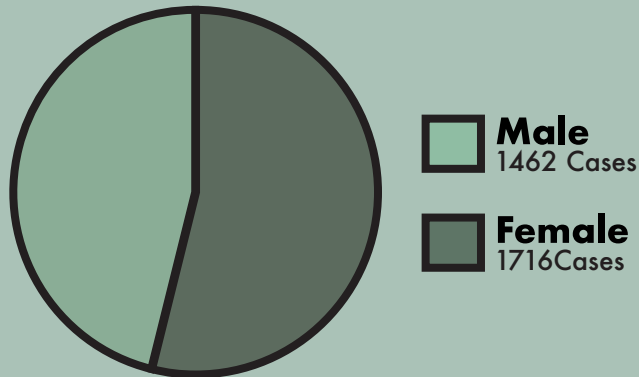
DISTRIBUTION BY NEIGHBORHOOD

Acre	292	Lower Belvidere	85
Back Central	176	Lower Highlands	298
Belvidere	195	Pawtucketville	521
Centralville	574	Sacred Heart	173
Downtown	165	South Lowell	95
Highlands	567	Unknown	37

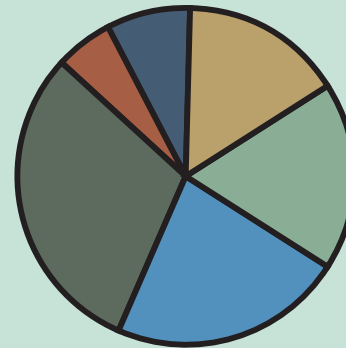
DISTRIBUTION BY AGE



DISTRIBUTION BY GENDER



DISTRIBUTION BY RACE



0.2%	American Indian/Alaskan Native - 7 Cases
16.0%	Asian - 509 Cases
18.0%	Black/African American - 571 Cases
0.0%	Hawaiian Native/Pacific Islander - 1 Cases
23.3%	Hispanic - 741 Cases
30.1%	White - 958 Cases
5.5%	Other - 176 Cases
6.8%	Missing/Unknown - 215 Cases

Other indicates an individual that may not identify with any of the standardized classifications
Missing/Unknown indicates individuals that declined to provide information, or that data was not captured for during the interview process.

Information above is current as of 8:00 am on 09/04/2020. Data for this report is based on information available to the Lowell Health Department at a single point in time. Case counts and individual data points change throughout the day as new cases are added, data cleaning occurs (i.e. removal of duplicate reports), and updated demographic information is obtained.