



**Bryan Perry**  
*City Auditor*

To: Mayor Kennedy  
And Members of City Council

From: Bryan Perry, City Auditor

Date: April 4, 2017

Re: March Year to Date Budget Report

---

Attached please find a copy of the Budget Report as of March 31, 2017.

Please let me know if you would like to discuss this report.


Thank you,

Bryan Perry, CPA  
City Auditor

Cc: Kevin J. Murphy, City Manager  
Conor Baldwin, CFO


FOR 2017 09

	ORIGINAL APPROP	REVISED BUDGET	YTD EXPENDED	MTD EXPENDED	ENCUMBRANCES	AVAILABLE BUDGET	PCT USED
0							
000 VARIOUS							
<a href="#">91910115 512111 STUDENT BODY ACTIV</a>	0	100	.00	.00	98.46	1.54	98.5%
996 TRANSFER IN FM GENERAL FUND							
<a href="#">00499144 598008 INTERFND TRAN OUT-</a>	0	0	1,333,385.00	.00	.00	-1,333,385.00	100.0%*
TOTAL EXPENSES	0	100	1,333,385.00	.00	98.46	-1,333,383.46	
1 GENERAL GOVERNMENT							
111 CITY COUNCIL							
<a href="#">01114151 511000 SALARIES - PERMANE</a>	141,000	141,000	103,812.87	13,557.65	.00	37,187.13	73.6%
<a href="#">01114153 531702 ADVERTISING</a>	7,500	7,500	3,330.97	519.68	3,937.03	232.00	96.9%
121 MAYOR							
<a href="#">01214151 511000 SALARIES - PERMANE</a>	51,428	51,428	38,066.09	4,982.80	.00	13,361.91	74.0%
<a href="#">01214153 536700 MAYOR'S PORTRAIT</a>	3,500	3,500	.00	.00	.00	3,500.00	.0%
<a href="#">01214154 544400 OFFICE SUPPLIES</a>	1,900	1,900	274.96	.00	.00	1,625.04	14.5%
<a href="#">01214157 570702 TRANS REIMBURS.&amp; S</a>	5,000	5,000	4,883.81	.00	.00	116.19	97.7%
<a href="#">01214157 573404 OFFICE OPERATIONS</a>	2,000	2,526	158.00	.00	525.60	1,842.00	27.1%
123 CITY MANAGER							
<a href="#">01234151 511000 SALARIES - PERMANE</a>	427,722	427,722	313,735.07	41,471.35	.00	113,986.93	73.4%
<a href="#">01234151 514900 SW SICK LEAVE INCE</a>	1,500,000	1,500,000	1,434,496.49	28,272.76	.00	65,503.51	95.6%
<a href="#">01234153 520100 SCHOOL-ELECTRICITY</a>	2,500,000	2,500,000	1,481,667.38	217,864.73	.00	1,018,332.62	59.3%
<a href="#">01234153 520101 SCHOOL-HEATING/GAS</a>	1,290,000	1,290,000	745,052.00	177,686.22	.00	544,948.00	57.8%
<a href="#">01234153 520500 REPAIR &amp; MAINT-EQU</a>	500	500	.00	.00	.00	500.00	.0%
<a href="#">01234153 525100 LEASING EQUIP. &amp; S</a>	1,600	1,600	.00	.00	.00	1,600.00	.0%
<a href="#">01234153 525700 MEDICAD REIMB.EXPE</a>	50,000	50,000	11,644.67	.00	38,355.33	.00	100.0%



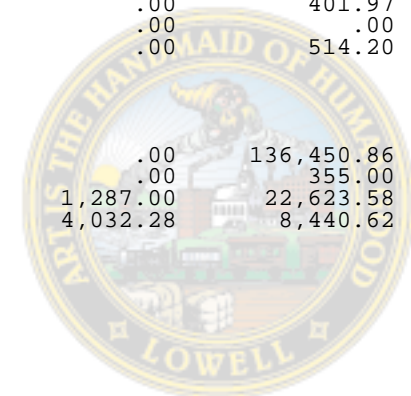
FOR 2017 09

	ORIGINAL APPROP	REVISED BUDGET	YTD EXPENDED	MTD EXPENDED	ENCUMBRANCES	AVAILABLE BUDGET	PCT USED
<a href="#">01234153 530000 PROFESSIONAL SERVI</a>	30,000	22,604	12,747.07	.00	.00	9,856.93	56.4%
<a href="#">01234153 531702 ADVERTISING</a>	2,000	0	.00	.00	.00	.00	.0%
<a href="#">01234154 544400 OFFICE SUPPLIES</a>	4,500	4,500	2,729.71	175.89	.00	1,770.29	60.7%
<a href="#">01234154 545300 MISC-SUPPLIES-OTHE</a>	0	0	16.58	.00	.00	-16.58	100.0%*
<a href="#">01234157 570400 MASS MUNICIPAL ASS</a>	16,000	16,397	16,397.00	1,360.00	.00	.00	100.0%
<a href="#">01234157 570701 IN-STA TRAVEL REIM</a>	1,000	1,100	1,089.22	.00	.00	10.78	99.0%
<a href="#">01234157 570702 TRANS REIMBURS.&amp; S</a>	500	2,899	2,880.00	.00	.00	19.00	99.3%
<a href="#">01234160 572300 OUT OF STATE TRAVE</a>	5,000	5,000	.00	.00	.00	5,000.00	.0%
<a href="#">01234170 589166 OFFICE FURNITURE &amp;</a>	500	500	.00	.00	.00	500.00	.0%
<a href="#">01237056 561700 CONTINGENCY</a>	251,253	47,192	.00	.00	.00	47,191.60	.0%
<a href="#">01237754 540900 DATA PROC-EQUIP &amp;</a>	400	400	.00	.00	.00	400.00	.0%
<a href="#">01237757 570401 DUES &amp; SUBSCRIPTIO</a>	2,000	2,000	1,535.00	.00	.00	465.00	76.8%
<a href="#">01237951 511000 SALARIES - PERMANE</a>	10,000	10,000	7,499.89	833.32	.00	2,500.11	75.0%
<a href="#">01237953 525002 LEGAL &amp; FILING FEE</a>	1,800	1,800	.00	.00	.00	1,800.00	.0%
<a href="#">01237953 530002 CONTRACTED SERVICE</a>	125,000	125,000	83,319.16	10,621.24	41,680.84	.00	100.0%
<a href="#">01237954 545300 MISC-SUPPLIES-OTHE</a>	500	500	.00	.00	.00	500.00	.0%
<a href="#">01237957 570401 DUES &amp; SUBSCRIPTIO</a>	100	100	.00	.00	.00	100.00	.0%
<a href="#">01237975 588200 EQUIPMENT - OTHER</a>	15,000	15,000	15,000.00	.00	.00	.00	100.0%
<a href="#">01237991 598200 TRANSFER TO SCHOOL</a>	25,000	26,510	19,208.58	9,810.00	259.35	7,041.70	73.4%
<a href="#">01237991 598300 TRANSFER TO VOC SC</a>	12,800	12,800	12,800.00	.00	.00	.00	100.0%
<a href="#">01238153 525004 PROF AUDITORIUM MA</a>	190,000	190,000	125,306.23	67,670.47	63,614.77	1,079.00	99.4%
<a href="#">01238153 530210 MERRIMACK REPERTOR</a>	25,000	27,084	20,833.69	2,083.33	6,250.01	.00	100.0%
<a href="#">01238153 531700 MARKETING</a>	175,000	184,680	124,946.86	14,654.33	7,970.04	51,763.10	72.0%
<a href="#">01238153 535903 LOWELL FESTIVAL</a>	50,000	50,900	50,328.70	.00	.00	571.30	98.9%
<hr/> 124 CULTURAL AFFAIRS/SPEC EVENTS							
<a href="#">01244151 511000 SW SALARIES PERMAN</a>	175,085	172,085	84,343.14	15,814.83	.00	87,741.86	49.0%
<a href="#">01244151 512000 SW TEMPORARY</a>	0	3,000	2,670.00	.00	.00	330.00	89.0%
<hr/> 133 FINANCE DEPT							
<a href="#">01334151 511000 SW SALARIES PERMAN</a>	283,196	253,196	168,325.50	22,884.31	.00	84,870.50	66.5%
<a href="#">01334151 512000 SW TEMPORARY</a>	15,000	45,000	31,618.12	4,115.78	.00	13,381.88	70.3%
<a href="#">01334154 544400 OFFICE SUPPLIES</a>	200	200	.00	.00	.00	200.00	.0%
<hr/> 135 CITY AUDITING							
<a href="#">01354151 511000 SALARIES - PERMANE</a>	455,122	455,122	333,055.81	43,652.91	.00	122,066.19	73.2%
<a href="#">01354153 525005 INDEPENDENT AUDIT</a>	50,000	50,000	50,000.00	12,643.67	.00	.00	100.0%
<a href="#">01354153 525100 LEASING EQUIP. &amp; S</a>	1,800	1,800	.00	.00	1,800.00	.00	100.0%



FOR 2017 09

	ORIGINAL APPROP	REVISED BUDGET	YTD EXPENDED	MTD EXPENDED	ENCUMBRANCES	AVAILABLE BUDGET	PCT USED
<a href="#">01354154 541700 FORMS &amp; SUPPLIES</a>	5,000	5,000	2,075.65	104.83	100.64	2,823.71	43.5%
<a href="#">01354157 570500 LICENSE &amp; FEES</a>	200	200	125.00	.00	.00	75.00	62.5%
<a href="#">01354157 570701 IN-STA TRAVEL REIM</a>	500	1,500	1,064.00	.00	.00	436.00	70.9%
<a href="#">01354253 520704 DATA PROCESSING-SP</a>	1,000	0	.00	.00	.00	.00	.0%
<a href="#">01354257 571904 INS. PREMIUMS - BO</a>	100	100	.00	.00	.00	100.00	.0%
<b>138 PURCHASING</b>							
<a href="#">01384151 511000 SALARIES - PERMANE</a>	219,250	219,250	156,524.44	19,492.94	.00	62,725.56	71.4%
<a href="#">01384151 514800 SW LONGEVITY</a>	306	306	305.20	.00	.00	.80	99.7%
<a href="#">01384153 520500 REPAIR &amp; MAINT-EQU</a>	500	500	493.20	127.00	.00	6.80	98.6%
<a href="#">01384153 531702 ADVERTISING</a>	12,000	12,000	7,447.84	598.56	4,552.16	.00	100.0%
<a href="#">01384153 531800 PRINTING &amp; BINDIN</a>	150	150	149.99	.00	.00	.01	100.0%
<a href="#">01384154 544400 OFFICE SUPPLIES</a>	2,000	2,000	534.29	.00	37.49	1,428.22	28.6%
<a href="#">01384157 570401 DUES &amp; SUBSCRIPTIO</a>	1,000	1,000	1,000.00	388.00	.00	.00	100.0%
<a href="#">01384157 570702 TRANS REIMBURS.&amp; S</a>	500	500	500.00	80.00	.00	.00	100.0%
<b>141 ASSESSORS</b>							
<a href="#">01414151 511000 SALARIES - PERMANE</a>	481,260	481,260	359,500.61	53,352.46	.00	121,759.39	74.7%
<a href="#">01414151 514800 S &amp; W LONGEVITY</a>	360	360	360.00	.00	.00	.00	100.0%
<a href="#">01414153 520500 REPAIR &amp; MAINT-EQU</a>	1,300	1,300	1,117.55	424.15	.00	182.45	86.0%
<a href="#">01414153 530010 APPRAISALS</a>	20,000	20,000	1,200.00	.00	10,300.00	8,500.00	57.5%
<a href="#">01414153 530022 PROF SERVICE-REVAL</a>	90,000	107,265	97,239.71	.00	10,025.00	.00	100.0%
<a href="#">01414153 531702 ADVERTISING</a>	1,250	1,250	635.14	.00	.00	614.86	50.8%
<a href="#">01414153 531800 PRINTING &amp; BINDIN</a>	1,600	1,600	.00	.00	.00	1,600.00	.0%
<a href="#">01414154 540900 DATA PROC-EQUIP &amp;</a>	1,000	1,000	594.31	155.24	.00	405.69	59.4%
<a href="#">01414154 544400 OFFICE SUPPLIES</a>	1,700	1,700	693.17	201.95	.00	1,006.83	40.8%
<a href="#">01414157 531904 TUITION REIMBURSEM</a>	1,000	1,000	866.00	.00	.00	134.00	86.6%
<a href="#">01414157 570401 DUES &amp; SUBSCRIPTIO</a>	2,200	2,200	1,237.20	.00	405.00	557.80	74.6%
<a href="#">01414157 570702 TRANS REIMBURS.&amp; S</a>	6,000	7,230	7,531.10	834.31	.00	-300.76	104.2%*
<a href="#">01414157 573400 MISCELLANEOUS CHAR</a>	750	750	348.03	87.00	.00	401.97	46.4%
<a href="#">01414170 589166 OFFICE FURNITURE &amp;</a>	1,500	270	269.66	.00	.00	.00	100.0%
<a href="#">01414253 520704 DATA PROCESSING-SP</a>	1,000	1,000	485.80	.00	.00	514.20	48.6%
<b>145 TREASURER</b>							
<a href="#">01454151 511000 SALARIES - PERMANE</a>	560,360	560,360	423,909.14	54,458.03	.00	136,450.86	75.6%
<a href="#">01454153 520500 REPAIR &amp; MAINT-EQU</a>	1,500	1,500	1,145.00	.00	.00	355.00	76.3%
<a href="#">01454153 530000 PROFESSIONAL SERVI</a>	31,000	39,200	15,289.42	647.22	1,287.00	22,623.58	42.3%
<a href="#">01454153 530028 BOND COUNSEL-BANKI</a>	28,000	28,000	15,527.10	1,032.33	4,032.28	8,440.62	69.9%



FOR 2017 09


	ORIGINAL APPROP	REVISED BUDGET	YTD EXPENDED	MTD EXPENDED	ENCUMBRANCES	AVAILABLE BUDGET	PCT USED
<a href="#">01454153 536900 POSTAGE</a>	225,000	216,800	159,644.14	25,861.32	1,099.72	56,056.14	74.1%
<a href="#">01454154 544400 OFFICE SUPPLIES</a>	3,000	3,000	2,676.69	874.01	150.64	172.67	94.2%
<a href="#">01454157 570401 DUES &amp; SUBSCRIPTIO</a>	600	600	510.00	.00	.00	90.00	85.0%
<a href="#">01454157 570704 TRANSPORTATION REIM</a>	3,000	3,000	.00	.00	.00	3,000.00	.0%
<a href="#">01454157 573400 TAX TITLE FEES</a>	60,000	60,000	38,279.43	-160.00	.00	21,720.57	63.8%
<a href="#">01454256 561300 NO. MIDDLESEX AREA</a>	31,282	31,282	31,281.51	.00	.00	.49	100.0%
<a href="#">01457753 525100 LEASING EQUIP. &amp; S</a>	7,500	7,500	5,355.55	.00	.00	2,144.45	71.4%
<a href="#">01458156 561500 GR LOWELL REG VOC</a>	7,695,388	7,695,388	5,799,053.00	1,159,811.00	.00	1,896,335.00	75.4%
<a href="#">01459657 571904 INS. PREMIUMS - BO</a>	4,000	4,000	3,922.78	.00	.00	77.22	98.1%
<a href="#">01459871 598010 OVERLAY TRANSFER</a>	1,100,000	1,100,000	.00	.00	.00	1,100,000.00	.0%
<a href="#">01459871 598100 ARENA&amp;ICE DEFICIT</a>	500,000	500,000	.00	.00	.00	500,000.00	.0%

151 LAW DEPARTMENT

<a href="#">01514151 511000 SW SALARIES PERMAN</a>	998,180	998,180	696,668.26	80,199.78	.00	301,511.74	69.8%
<a href="#">01514151 512000 SW TEMPORARY</a>	17,000	17,000	10,855.01	1,398.63	.00	6,144.99	63.9%
<a href="#">01514151 514800 S &amp; W LONGEVITY</a>	550	550	549.57	.00	.00	.43	99.9%
<a href="#">01514153 520500 REPAIR &amp; MAINT-EQU</a>	4,000	4,000	2,015.12	258.21	1,027.35	957.53	76.1%
<a href="#">01514153 525002 LEGAL &amp; FILING FEE</a>	6,000	6,000	6,000.00	.00	.00	.00	100.0%
<a href="#">01514153 525003 LEGAL RESEARCH</a>	2,000	2,000	1,896.60	490.00	.00	103.40	94.8%
<a href="#">01514153 530000 PROFESSIONAL SERVI</a>	125,000	180,000	149,111.07	13,693.50	24,177.09	6,711.84	96.3%
<a href="#">01514153 531800 PRINTING &amp; BINDIN</a>	1,000	1,000	71.45	71.45	.00	928.55	7.1%
<a href="#">01514154 541602 RESEARCH MHS</a>	35,000	35,000	27,255.06	5,291.50	2,660.44	5,084.50	85.5%
<a href="#">01514154 544400 OFFICE SUPPLIES</a>	2,000	2,000	1,801.73	.00	.00	198.27	90.1%
<a href="#">01514157 570401 DUES &amp; SUBSCRIPTIO</a>	3,500	3,500	1,075.00	.00	.00	2,425.00	30.7%
<a href="#">01514157 570702 TRANS REIMBURS.&amp; S</a>	10,000	10,000	4,182.30	466.99	.00	5,817.70	41.8%
<a href="#">01514163 576001 COURT JUDGEMENTS</a>	175,000	354,561	354,555.96	494.56	.00	5.44	100.0%
<a href="#">01514170 589166 OFFICE FURNITURE &amp;</a>	1,000	1,000	223.89	.00	.00	776.11	22.4%
<a href="#">01514257 571903 INS. PREMIUMS - OT</a>	200	200	100.00	.00	.00	100.00	50.0%
<a href="#">01514357 570102 COMP HARDWARE-SOFT</a>	1,000	1,000	.00	.00	.00	1,000.00	.0%
<a href="#">01514757 573000 CLAIMS (LAW) GENER</a>	250,000	219,500	188,966.08	10,000.00	.00	30,533.92	86.1%
<a href="#">01514857 573001 CLAIMS POL/FIRE-AC</a>	250,000	250,000	249,973.13	1,731.02	.00	26.87	100.0%
<a href="#">01517057 573002 POL/FIRE-RETIRED C</a>	100,000	100,000	78,717.58	27,090.17	.00	21,282.42	78.7%


152 HUMAN RELATIONS (HRMS)

<a href="#">01524151 511000 SALARIES - PERMANE</a>	273,933	273,933	196,124.09	22,017.30	.00	77,808.91	71.6%
<a href="#">01524151 512000 S &amp; W TEMPORARY</a>	8,000	8,000	3,600.00	1,260.00	.00	4,400.00	45.0%
<a href="#">01524151 514800 S &amp; W LONGEVITY</a>	147	147	.00	.00	.00	147.00	.0%
<a href="#">01524153 520607 DRUG PROGRAM</a>	1,800	1,800	1,800.00	1,800.00	.00	.00	100.0%
<a href="#">01524153 525200 ECONOMIC/PROF DEVE</a>	2,500	2,500	.00	.00	.00	2,500.00	.0%
<a href="#">01524153 530000 PROFESSIONAL SERVI</a>	7,000	7,000	2,393.14	815.00	.00	4,606.86	34.2%




FOR 2017 09

	ORIGINAL APPROP	REVISED BUDGET	YTD EXPENDED	MTD EXPENDED	ENCUMBRANCES	AVAILABLE BUDGET	PCT USED
<u>01524153 530103 PRE-EMPLOYMENT PHY</u>	8,000	8,000	6,665.00	3,615.00	.00	1,335.00	83.3%
<u>01524153 531702 ADVERTISING</u>	3,500	3,500	.00	.00	.00	3,500.00	.0%
<u>01524153 531800 PRINTING &amp; BINDIN</u>	1,500	1,500	1,500.00	.00	.00	.00	100.0%
<u>01524154 544400 OFFICE SUPPLIES</u>	1,000	1,000	789.50	.00	.00	210.50	79.0%
<u>01524157 570401 DUES &amp; SUBSCRIPTIO</u>	450	450	275.00	.00	.00	175.00	61.1%
<u>01524157 570702 TRANS REIMBURS.&amp; S</u>	250	250	.00	.00	.00	250.00	.0%
<u>01524157 573400 MISCELLANEOUS CHAR</u>	350	350	316.14	.00	.00	33.86	90.3%
<hr/> 155 M.I.S. DEPARTMENT <hr/>							
<u>01554151 511000 SALARIES - PERMANE</u>	551,689	551,689	434,575.60	57,310.43	.00	117,113.40	78.8%
<u>01554151 513000 SW OVERTIME</u>	8,500	8,500	7,242.49	943.09	.00	1,257.51	85.2%
<u>01554153 520500 REPAIR &amp; MAINT-EQU</u>	70,000	70,000	50,652.09	4,358.30	13,074.90	6,273.01	91.0%
<u>01554153 520704 DATA PROCESSING-SP</u>	10,000	10,370	4,378.30	.00	1,699.99	4,291.99	58.6%
<u>01554153 525100 LEASING EQUIP. &amp; S</u>	98,125	100,733	64,612.05	186.19	30,899.25	5,221.58	94.8%
<u>01554153 530000 PROFESSIONAL SERVI</u>	30,000	45,464	20,220.14	.00	6,501.72	18,742.60	58.8%
<u>01554153 530108 EMPLOYEE TRAINING</u>	12,000	12,640	12,003.75	.00	.00	636.25	95.0%
<u>01554154 540900 DATA PROC-EQUIP &amp;</u>	37,000	38,750	25,433.05	2,174.74	13,334.32	-17.37	100.0%*
<u>01554154 541000 COMPUTER EQUIPMT/S</u>	78,000	81,627	27,406.46	5,854.55	5,730.38	48,490.26	40.6%
<u>01554154 544400 OFFICE SUPPLIES</u>	3,000	3,000	1,874.96	.00	1,103.22	21.82	99.3%
<u>01554157 570100 SOFTWARE LIC. &amp; SU</u>	595,000	702,611	420,981.30	8,753.91	108,938.00	172,691.37	75.4%
<hr/> 157 MESSENGER'S <hr/>							
<u>01574152 520100 ENERGY- ELECTRICIT</u>	245,000	245,000	178,207.71	13,690.49	.00	66,792.29	72.7%
<u>01574152 520101 ENERGY-HEATING GAS</u>	127,000	127,000	74,550.93	25,801.17	.00	52,449.07	58.7%
<hr/> 158 TELEPHONE EXCHANGE <hr/>							
<u>01584153 530000 PROFESSIONAL SERVI</u>	135,000	150,398	84,308.39	10,263.66	46,739.81	19,350.00	87.1%
<hr/> 161 CITY CLERK <hr/>							
<u>01614151 511000 SALARIES - PERMANE</u>	376,417	376,417	267,696.08	36,177.80	.00	108,720.92	71.1%
<u>01614153 520500 REPAIR &amp; MAINT-EQU</u>	750	750	420.00	.00	.00	330.00	56.0%
<u>01614153 530000 PROFESSIONAL SERVI</u>	6,000	6,000	.00	.00	.00	6,000.00	.0%
<u>01614153 531800 PRINTING &amp; BINDIN</u>	600	600	595.00	.00	.00	5.00	99.2%
<u>01614154 544400 OFFICE SUPPLIES</u>	2,500	2,500	2,083.68	28.58	373.80	42.52	98.3%
<u>01614157 570401 DUES &amp; SUBSCRIPTIO</u>	300	300	100.00	.00	.00	200.00	33.3%
<u>01617754 541000 COMPUTER EQUIPMT/S</u>	5,000	5,000	4,169.22	895.39	781.56	49.22	99.0%




FOR 2017 09

	ORIGINAL APPROP	REVISED BUDGET	YTD EXPENDED	MTD EXPENDED	ENCUMBRANCES	AVAILABLE BUDGET	PCT USED
162 ELECTIONS							
<a href="#">01624151 511000 SALARIES - PERMANE</a>	96,399	89,399	65,255.90	8,994.51	.00	24,143.10	73.0%
<a href="#">01624151 512000 S &amp; W TEMPORARY</a>	83,000	83,000	64,804.00	.00	.00	18,196.00	78.1%
<a href="#">01624151 513000 OVERTIME</a>	8,000	15,000	14,768.03	.00	.00	231.97	98.5%
<a href="#">01624153 524003 RENTAL OF HALLS</a>	2,000	2,000	1,665.00	.00	137.50	197.50	90.1%
<a href="#">01624153 530000 PROFESSIONAL SERVI</a>	10,000	10,000	6,927.99	.00	2,000.00	1,072.01	89.3%
<a href="#">01624153 531800 PRINTING &amp; BINDIN</a>	5,000	5,000	3,095.00	.00	1,890.00	15.00	99.7%
<a href="#">01624153 531802 CENSUS FORMS PRINT</a>	20,000	20,000	11,320.34	11,320.34	1,956.50	6,723.16	66.4%
<a href="#">01624153 536900 POSTAGE</a>	15,000	15,000	10,374.30	.00	3,840.70	785.00	94.8%
<a href="#">01624154 540500 VOTING MACHINE SUP</a>	15,000	15,000	12,093.00	.00	.00	2,907.00	80.6%
<a href="#">01624154 544400 OFFICE SUPPLIES</a>	2,500	2,500	2,356.44	48.85	143.55	.01	100.0%
182 PLANING & DEVELOPMENT							
<a href="#">01824151 511000 SALARIES - PERMANE</a>	2,391,081	1,249,026	861,327.90	121,468.47	.00	387,698.10	69.0%
<a href="#">01824151 513000 SW OVERTIME</a>	11,500	23,500	11,426.80	1,784.15	.00	12,073.20	48.6%
<a href="#">01824151 514800 S &amp; W LONGEVITY</a>	652	652	651.89	.00	.00	.11	100.0%
<a href="#">01824153 520200 TELEPHONE</a>	5,000	14,000	7,142.97	945.67	3,577.03	3,280.00	76.6%
<a href="#">01824153 520500 REPAIR &amp; MAINT- EQ</a>	500	500	.00	.00	.00	500.00	.0%
<a href="#">01824153 530000 PROFESSIONAL SERVI</a>	50,000	50,300	22,117.19	.00	21,000.00	7,182.81	85.7%
<a href="#">01824153 531702 ADVERTISING</a>	7,500	7,500	1,663.54	983.68	441.46	5,395.00	28.1%
<a href="#">01824153 531800 PRINTING &amp; BINDIN</a>	5,000	5,000	4,145.43	326.40	208.37	646.20	87.1%
<a href="#">01824154 544400 OFFICE SUPPLIES</a>	5,000	5,000	4,984.71	.00	.00	15.29	99.7%
<a href="#">01824154 545500 UNIFORMS &amp; OTHER C</a>	1,000	1,000	.00	.00	.00	1,000.00	.0%
<a href="#">01824157 570401 DUES &amp; SUBSCRIPTIO</a>	2,500	2,500	1,465.00	.00	.00	1,035.00	58.6%
<a href="#">01824157 570700 TRANS - MONTHLY AL</a>	58,800	58,800	43,050.00	4,550.00	.00	15,750.00	73.2%
<a href="#">01824157 570702 TRANS REIMBURS.&amp; S</a>	15,000	15,000	7,574.68	1,616.85	70.00	7,355.32	51.0%
<a href="#">01824157 570705 BLG/INSP/TRN/EDUC/</a>	5,000	5,000	4,439.56	165.00	.00	560.44	88.8%
<a href="#">01824157 571800 EDUCATION REIMBURS</a>	1,200	9,200	4,157.95	.00	.00	5,042.05	45.2%
<a href="#">01824157 573400 MISCELLANEOUS CHAR</a>	5,000	5,000	1,904.90	430.71	777.74	2,317.36	53.7%
<a href="#">01824170 589161 MISC. EQUIPMENT</a>	2,000	2,000	.00	.00	.00	2,000.00	.0%
<a href="#">01824170 589166 OFFICE FURNITURE &amp;</a>	1,500	1,500	936.05	.00	.00	563.95	62.4%
<a href="#">01824175 580304 URBAN RENEWAL</a>	0	101,252	16,197.34	3,769.82	85,055.00	.00	100.0%
<a href="#">01824175 580308 LOWELL LANDFILL</a>	50,000	50,000	6,800.00	6,800.00	13,400.00	29,800.00	40.4%
<a href="#">01824175 588508 CAPITAL IMPROVEMEN</a>	3,000	3,000	.00	.00	.00	3,000.00	.0%
220 FIRE							
<a href="#">02204175 582500 BUILDING REHAB./RE</a>	2,000	2,063	95.00	95.00	705.00	1,263.26	38.8%



FOR 2017 09


	ORIGINAL APPROP	REVISED BUDGET	YTD EXPENDED	MTD EXPENDED	ENCUMBRANCES	AVAILABLE BUDGET	PCT USED
<u>02204253 520507 REPAIR &amp; MAINT-BUI</u>	7,500	7,500	1,381.44	149.96	4,088.04	2,030.52	72.9%
<u>02204354 543100 CUSTODIAL-SUPPLIES</u>	7,000	7,000	5,134.46	759.04	1,064.69	800.85	88.6%
400 DPW GENERAL							
<u>04007951 511000 SALARIES - PERMANE</u>	1,821,453	1,813,953	1,250,825.50	159,923.86	.00	563,127.50	69.0%
<u>04007951 513000 SW OVERTIME</u>	101,250	101,250	90,747.74	9,289.37	.00	10,502.26	89.6%
TOTAL EXPENSES	28,509,038	27,663,031	18,652,486.15	2,679,598.71	593,780.31	8,416,764.37	
2 PUBLIC SAFETY							
210 POLICE							
<u>02104151 511000 SALARIES - PERMANE</u>	23,069,400	22,929,557	16,425,401.47	2,191,095.51	.00	6,504,155.53	71.6%
<u>02104151 512000 S &amp; W TEMPORARY</u>	15,000	15,000	6,419.00	224.00	.00	8,581.00	42.8%
<u>02104151 513000 OVERTIME</u>	800,000	910,000	636,956.91	70,499.44	.00	273,043.09	70.0%
<u>02104151 514000 S &amp; W HOLIDAY</u>	430,000	422,090	246,679.30	31,297.68	.00	175,410.70	58.4%
<u>02104151 514100 SPECIAL EVENTS POL</u>	40,000	40,000	27,750.50	5,287.50	.00	12,249.50	69.4%
<u>02104151 514300 SW SHIFT DIFFERENT</u>	37,000	37,000	25,655.55	3,480.14	.00	11,344.45	69.3%
<u>02104151 514800 S &amp; W LONGEVITY</u>	9,900	9,900	5,281.13	.00	.00	4,618.87	53.3%
<u>02104151 515000 COURT TIME</u>	470,000	470,000	295,278.64	28,053.95	.00	174,721.36	62.8%
<u>02104151 515001 SW POLICE ALLOWANC</u>	15,000	22,910	8,690.00	8,690.00	14,220.00	.00	100.0%
<u>02104151 515003 COMP TIME</u>	65,000	65,000	51,295.23	1,353.25	.00	13,704.77	78.9%
<u>02104151 515004 K-9 STIPEND</u>	33,408	35,551	26,014.23	3,405.55	.00	9,536.77	73.2%
<u>02104151 515006 PROF SERV FOR EAP</u>	21,611	21,611	15,732.00	2,070.00	.00	5,879.00	72.8%
<u>02104151 515600 OUT OF GRADE/PHYS</u>	16,000	16,000	5,615.87	565.51	.00	10,384.13	35.1%
<u>02104151 515800 Physical Fitness I</u>	82,250	82,250	.00	.00	.00	82,250.00	.0%
<u>02104151 519300 UNIFORM ALLOWANCE</u>	45,856	57,445	34,485.26	9,601.46	6,432.33	16,527.39	71.2%
<u>02104151 519800 UNIFORMS-TRAFFIC S</u>	6,000	6,000	2,949.60	.00	.00	3,050.40	49.2%
<u>02104153 520200 TELEPHONE</u>	5,000	5,000	4,933.82	2,380.11	66.18	.00	100.0%
<u>02104153 520500 REPAIR &amp; MAINT- EO</u>	100,000	100,980	78,808.20	270.00	16,471.71	5,700.01	94.4%
<u>02104153 520504 REPAIR &amp; MAINT OF</u>	80,000	80,000	21,990.12	.00	58,009.88	.00	100.0%
<u>02104153 520512 REPAIR &amp; MAINT-COM</u>	200,000	200,000	182,631.63	530.00	16,755.63	612.74	99.7%
<u>02104153 520515 REPAIR &amp; MAINT-POL</u>	13,000	18,000	7,557.88	.00	683.00	9,759.12	45.8%
<u>02104153 521900 HEPATITIS SHOTS</u>	600	600	.00	.00	.00	600.00	.0%
<u>02104153 522300 ANIMAL CONTROL-CHG</u>	9,000	9,000	5,186.72	1,332.50	2,752.00	1,061.28	88.2%
<u>02104153 522400 K-9 EXPENSES</u>	8,000	8,000	1,471.70	156.26	1,222.26	5,306.04	33.7%
<u>02104153 522600 POLICE-RENTAL-SUB</u>	58,550	58,550	44,447.28	10,022.58	12,590.41	1,512.31	97.4%
<u>02104153 522800 PAINT / METER DIVI</u>	30,000	30,000	7,153.18	672.37	15,498.66	7,348.16	75.5%
<u>02104153 524000 RENTAL OF EQUIPMEN</u>	7,450	7,810	4,131.60	.00	3,220.01	458.35	94.1%





FOR 2017 09

2	PUBLIC SAFETY	ORIGINAL APPROP	REVISED BUDGET	YTD EXPENDED	MTD EXPENDED	ENCUMBRANCES	AVAILABLE BUDGET	PCT USED
	<a href="#">02104153 530020 KENNEL SERVICES</a>	30,000	48,000	29,759.87	1,580.73	240.13	18,000.00	62.5%
	<a href="#">02104153 530100 PSYCHOLOGICAL EXAM</a>	18,000	18,000	65.00	.00	.00	17,935.00	.4%
	<a href="#">02104153 530105 TRAINING/EVALUATIO</a>	40,000	79,376	47,388.09	6,087.67	19,878.97	12,108.94	84.7%
	<a href="#">02104153 531704 COMMUNICATION-CDMA</a>	50,000	50,000	48,125.68	728.70	1,874.32	.00	100.0%
	<a href="#">02104154 542100 FOOD SERVICE-SUPPL</a>	9,500	9,500	8,312.50	.00	687.50	500.00	94.7%
	<a href="#">02104154 542300 GAS &amp; MOTOR OIL-SU</a>	300,000	250,375	146,916.02	13,236.27	36,893.83	66,565.15	73.4%
	<a href="#">02104154 543300 GARAGE/AUTO PARTS</a>	80,000	80,126	60,632.31	8,240.36	18,916.09	578.09	99.3%
	<a href="#">02104154 544400 OFFICE SUPPLIES</a>	5,000	7,500	5,163.92	1,452.30	1,794.76	541.32	92.8%
	<a href="#">02104154 545300 MISC-SUPPLIES-OTHE</a>	5,000	5,000	5,000.00	.00	.00	.00	100.0%
	<a href="#">02104157 530039 POLICE-LEGAL DEFEN</a>	61,750	59,375	59,375.00	.00	.00	.00	100.0%
	<a href="#">02104157 570401 DUES &amp; SUBSCRIPTIO</a>	9,000	9,775	9,525.00	350.00	150.00	100.00	99.0%
	<a href="#">02104157 570701 IN-STA TRAVEL REIM</a>	2,000	2,000	1,164.82	521.48	160.00	675.18	66.2%
	<a href="#">02104157 571400 NO. MIDD LAW ENFOR</a>	5,925	5,925	5,925.00	.00	.00	.00	100.0%
	<a href="#">02104157 573400 MISCELLANEOUS CHAR</a>	10,000	10,410	8,873.81	588.00	1,535.92	.00	100.0%
	<a href="#">02104170 589108 POLICE-DIVE TEAM E</a>	5,000	5,000	.00	.00	.00	5,000.00	.0%
	<a href="#">02104170 589116 POLICE CARS</a>	200,000	200,000	188,714.20	.00	11,285.80	.00	100.0%
	<a href="#">02104170 589117 POLICE PHOTO LAB &amp;</a>	2,500	2,500	2,436.44	90.62	63.56	.00	100.0%
	<a href="#">02104170 589118 POLICE EQUIPMENT O</a>	23,975	131,175	56,532.72	17,725.83	74,339.72	302.56	99.8%
	<a href="#">02104170 589140 PORTABLE RADIOS &amp;</a>	13,600	13,600	13,599.94	13,599.94	.00	.06	100.0%
	<a href="#">02104170 589166 OFFICE FURNITURE &amp;</a>	5,000	5,000	4,232.34	906.01	379.32	388.34	92.2%
	<a href="#">02104257 571903 INS. PREMIUMS - OT</a>	12,000	12,000	10,387.00	10,387.00	.00	1,613.00	86.6%
	<a href="#">02104357 530072 Alarm Monitoring S</a>	0	1,878	.00	.00	1,878.00	.00	100.0%
	<a href="#">02104357 570102 COMP HARDWARE-SOFT</a>	92,600	93,112	81,816.92	989.99	11,230.90	64.48	99.9%
<b>220 FIRE</b>								
	<a href="#">02204151 511000 SALARIES - PERMANE</a>	14,742,324	14,742,324	10,759,553.86	1,395,885.07	.00	3,982,770.14	73.0%
	<a href="#">02204151 511605 APPARATUS DETAIL P</a>	40,000	40,000	18,737.42	2,960.00	.00	21,262.58	46.8%
	<a href="#">02204151 513000 OVERTIME</a>	741,600	741,600	631,356.38	40,454.83	.00	110,243.62	85.1%
	<a href="#">02204151 513007 OVERTIME-PUBLIC ED</a>	15,450	15,450	11,401.56	528.60	.00	4,048.44	73.8%
	<a href="#">02204151 513200 S &amp; W-OVERTIME/HOL</a>	208,573	208,573	161,443.59	18,188.35	.00	47,129.41	77.4%
	<a href="#">02204151 514000 S &amp; W HOLIDAY</a>	986,000	986,000	701,428.51	77,116.07	.00	284,571.49	71.1%
	<a href="#">02204151 514800 S &amp; W LONGEVITY</a>	15,000	15,000	8,552.02	.00	.00	6,447.98	57.0%
	<a href="#">02204151 515000 COURT TIME</a>	2,200	2,200	885.19	.00	.00	1,314.81	40.2%
	<a href="#">02204151 515600 OUT OF GRADE COMPE</a>	133,385	133,385	101,920.12	12,162.14	.00	31,464.88	76.4%
	<a href="#">02204151 515700 HAZARDOUS MATERIAL</a>	75,000	75,000	488.83	5,286.58	.00	74,511.17	.7%
	<a href="#">02204151 518500 BUY BACK VACATION</a>	144,200	144,200	51,858.65	.00	.00	92,341.35	36.0%
	<a href="#">02204151 571801 EDUCATION INCENTIV</a>	5,500	5,500	5,030.00	.00	.00	470.00	91.5%
	<a href="#">02204151 572300 OUT OF STATE TRAVE</a>	4,200	4,200	.00	.00	.00	4,200.00	.0%
	<a href="#">02204152 520100 ENERGY- ELECTRICIT</a>	40,000	40,000	35,681.66	6,326.72	.00	4,318.34	89.2%
	<a href="#">02204152 520101 ENERGY- HEATING GA</a>	66,000	66,000	41,503.19	11,679.42	.00	24,496.81	62.9%
	<a href="#">02204153 520500 REPAIR &amp; MAINT- EQ</a>	10,000	10,373	3,117.74	347.00	1,171.00	6,084.30	41.3%
	<a href="#">02204153 520504 REPAIR &amp; MAINT OF</a>	125,000	127,393	92,176.65	9,929.06	35,100.09	115.98	99.9%



FOR 2017 09

	ORIGINAL APPROP	REVISED BUDGET	YTD EXPENDED	MTD EXPENDED	ENCUMBRANCES	AVAILABLE BUDGET	PCT USED
<a href="#">02204153 521400 HAZARDOUS WASTE CO</a>	6,500	6,500	1,379.58	615.00	426.94	4,693.48	27.8%
<a href="#">02204153 523700 LADDER TESTING</a>	5,500	5,500	.00	.00	.00	5,500.00	.0%
<a href="#">02204153 525006 HEALTH &amp; SAFETY/CO</a>	35,000	35,000	23,624.50	17,085.75	5,274.94	6,100.56	82.6%
<a href="#">02204153 530014 PROF.SVC-EMT/AMBUL</a>	7,000	7,000	2,150.00	990.00	.00	4,850.00	30.7%
<a href="#">02204153 530059 CodeRED</a>	10,100	10,100	10,000.00	.00	.00	100.00	99.0%
<a href="#">02204153 530060 CELLULAR SERV/EMER</a>	6,000	6,645	4,589.25	198.69	2,054.01	1.74	100.0%
<a href="#">02204153 530072 Alarm Monitoring S</a>	59,650	61,528	45,650.00	5,180.00	12,238.00	3,640.00	94.1%
<a href="#">02204153 530101 PRE-RETIRE PHYSICA</a>	23,100	24,688	16,797.00	450.00	7,826.00	65.00	99.7%
<a href="#">02204153 530105 TRAINING/EVALUATIO</a>	10,000	10,370	5,490.01	3,936.16	2,285.99	2,594.00	75.0%
<a href="#">02204153 531800 PRINTING &amp; BINDIN</a>	2,300	2,340	1,135.00	.00	40.00	1,165.00	50.2%
<a href="#">02204154 540800 FIREFIGHTER-SUPPLI</a>	15,000	15,160	5,021.33	2.84	1,274.67	8,863.93	41.5%
<a href="#">02204154 540801 LEPC-SUPPLIES/TRAV</a>	12,500	12,500	3,679.73	63.80	512.33	8,307.94	33.5%
<a href="#">02204154 541000 COMPUTER EQUIPMT/S</a>	12,000	13,629	8,692.29	2,634.70	2,335.14	2,602.05	80.9%
<a href="#">02204154 541800 MEDICAL &amp; SURGICAL</a>	32,000	32,000	13,773.59	13,240.84	2,233.91	15,992.50	50.0%
<a href="#">02204154 542300 GAS &amp; MOTOR OIL-SU</a>	115,000	115,000	53,987.21	13,902.40	36,878.86	24,133.93	79.0%
<a href="#">02204154 542500 AUTOMOTIVE-TIRES &amp;</a>	10,000	10,000	7,776.92	340.00	2,223.08	.00	100.0%
<a href="#">02204154 543600 HARDWARE-SUPPLIES</a>	2,000	2,378	1,113.02	35.10	506.84	758.17	68.1%
<a href="#">02204154 544400 OFFICE SUPPLIES</a>	2,000	2,000	1,305.97	.00	163.00	531.03	73.4%
<a href="#">02204157 570401 DUES &amp; SUBSCRIPTIO</a>	6,500	6,500	4,080.00	.00	714.00	1,706.00	73.8%
<a href="#">02204157 570701 IN-STA TRAVEL REIM</a>	3,000	3,000	852.09	802.09	.00	2,147.91	28.4%
<a href="#">02204157 571800 EDUCATION REIMBURS</a>	5,000	5,000	2,189.42	2,189.42	.00	2,810.58	43.8%
<a href="#">02204170 589107 UPGRADE RADIO SYST</a>	12,500	13,911	1,145.11	280.00	2,246.86	10,519.26	24.4%
<a href="#">02204170 589109 OTHER(SCUBA.ETC) E</a>	7,500	7,500	2,963.55	2,363.55	1,000.00	3,536.45	52.8%
<a href="#">02204170 589119 SCBA EQUIPMENT(AIR</a>	45,000	45,000	4,804.82	1,070.00	8,861.51	31,333.67	30.4%
<a href="#">02204170 589127 4" HOSE &amp; HARDWARE</a>	10,000	10,000	.00	.00	.00	10,000.00	.0%
<a href="#">02204170 589166 OFFICE FURNITURE &amp;</a>	1,500	855	855.00	.00	.00	.00	100.0%
<a href="#">02204170 589179 REPLACE-REPAIR APP</a>	70,000	77,500	71,673.15	14,242.00	5,305.00	521.85	99.3%
<a href="#">02204257 571903 INS. PREMIUMS - OT</a>	5,000	5,000	3,877.00	.00	.00	1,123.00	77.5%


240 INSPECTION SERVICE

<a href="#">02404151 511000 SALARIES - PERMANE</a>	1,034,500	1,207,055	852,565.99	107,287.06	.00	354,489.01	70.6%
<a href="#">02404151 512000 S &amp; W TEMPORARY</a>	2,500	2,500	.00	.00	.00	2,500.00	.0%
TOTAL EXPENSES	45,571,957	45,871,239	32,742,770.30	4,215,245.95	459,903.06	12,668,565.45	

3 EDUCATION

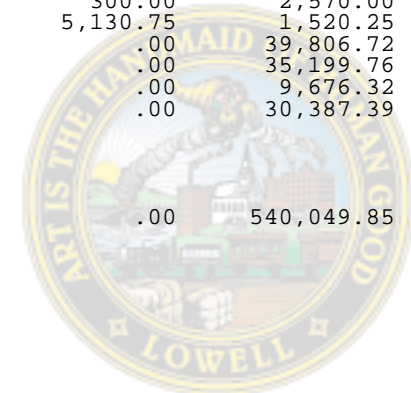
001 CARDINAL O'CONNELL SCHOOL

<a href="#">90110106 512903 Cardinal SPED Teac</a>	58,736	58,736	41,826.00	6,971.00	.00	16,910.00	71.2%
--	--------	--------	-----------	----------	-----	-----------	-------



FOR 2017 09

3	EDUCATION	ORIGINAL APPROP	REVISED BUDGET	YTD EXPENDED	MTD EXPENDED	ENCUMBRANCES	AVAILABLE BUDGET	PCT USED
	<a href="#">90110112 544400 Cardinal SA - Gene</a>	12,000	12,000	8,746.35	385.20	3,251.36	2.29	100.0%
	<a href="#">90110603 512111 STUDENT BODY ACTIV</a>	0	100	.00	.00	.00	100.00	.0%
	<a href="#">90110604 512110 Cardinal Coordinat</a>	99,883	99,883	61,466.88	9,604.20	.00	38,416.12	61.5%
	<a href="#">90111003 512903 Cardinal Art Teach</a>	67,655	67,655	28,545.90	4,757.65	.00	39,109.10	42.2%
	<a href="#">90111504 512903 Cardinal English T</a>	127,525	127,525	41,840.40	6,973.40	.00	85,684.60	32.8%
	<a href="#">90112004 512903 Cardinal Math Teac</a>	128,135	128,135	72,813.30	12,135.55	.00	55,321.70	56.8%
	<a href="#">90112603 512903 Cardinal PhEd Teac</a>	71,344	71,344	33,782.40	5,630.40	.00	37,561.60	47.4%
	<a href="#">90112803 512903 Cardinal Music Tea</a>	63,451	63,451	36,606.90	6,101.15	.00	26,844.10	57.7%
	<a href="#">90113004 512903 Cardinal Science T</a>	79,373	79,373	45,792.30	7,632.05	.00	33,580.70	57.7%
	<a href="#">90113104 512903 Cardinal Social St</a>	81,928	81,928	76,922.40	12,820.40	.00	5,005.60	93.9%
	<a href="#">90128103 512135 Cardinal Social Wo</a>	0	0	61,731.60	10,288.60	.00	-61,731.60	100.0%*
	<a href="#">90137001 530002 Cardinal SA - Prof</a>	3,000	3,000	1,883.50	65.00	.00	1,116.50	62.8%
	<a href="#">90141103 512902 Cardinal School Cl</a>	40,316	40,316	30,688.44	4,023.75	.00	9,627.56	76.1%
	<a href="#">90147103 512960 Cardinal Custodian</a>	44,151	44,151	34,943.51	4,296.45	.00	9,207.49	79.1%
<hr/>								
002 BAILEY SCHOOL								
	<a href="#">90210103 512903 Bailey Elementary</a>	1,262,733	1,262,733	647,099.85	106,054.30	.00	615,633.15	51.2%
	<a href="#">90210103 512958 Bailey Paraprofess</a>	280,457	280,457	165,107.58	29,192.50	.00	115,349.42	58.9%
	<a href="#">90210106 512903 Bailey SPED Teache</a>	489,469	489,469	296,329.90	49,725.15	.00	193,139.10	60.5%
	<a href="#">90210106 512958 Bailey SPED Parapr</a>	275,311	275,311	130,929.36	23,927.61	.00	144,381.64	47.6%
	<a href="#">90210109 512903 Bailey ELL Teacher</a>	63,451	63,451	47,907.00	7,984.50	.00	15,544.00	75.5%
	<a href="#">90210112 544400 Bailey SA - Genera</a>	29,300	29,300	22,672.18	1,963.62	2,158.85	4,468.97	84.7%
	<a href="#">90210124 541000 Bailey SA - Techno</a>	7,500	7,500	534.00	.00	.00	6,966.00	7.1%
	<a href="#">90210803 512903 Bailey Kindergarte</a>	293,823	293,823	184,949.40	30,824.90	.00	108,873.60	62.9%
	<a href="#">90210903 512903 Bailey Pre-School</a>	79,373	79,373	45,122.70	7,520.45	.00	34,250.30	56.8%
	<a href="#">90211003 512903 Bailey Art Teacher</a>	81,265	81,265	58,046.40	9,674.40	.00	23,218.60	71.4%
	<a href="#">90212003 512903 Bailey Math Teache</a>	55,000	55,000	.00	.00	.00	55,000.00	.0%
	<a href="#">90212603 512903 Bailey Phys. Ed. T</a>	77,482	77,482	44,700.00	7,450.00	.00	32,782.00	57.7%
	<a href="#">90212803 512903 Bailey Music Teach</a>	81,265	81,265	26,119.20	4,353.20	.00	55,145.80	32.1%
	<a href="#">90212903 512903 Bailey Reading Tea</a>	70,825	70,825	40,860.60	6,810.10	.00	29,964.40	57.7%
	<a href="#">90236003 512904 Bailey Library Aid</a>	29,398	29,398	16,960.50	2,826.75	.00	12,437.50	57.7%
	<a href="#">90237002 530002 Bailey SA - Prof.</a>	15,000	15,000	12,130.00	1,152.50	300.00	2,570.00	82.9%
	<a href="#">90237003 512111 Bailey - Student A</a>	0	7,511	860.00	860.00	5,130.75	1,520.25	79.8%
	<a href="#">90241103 512101 Bailey Principal</a>	114,264	114,264	74,457.28	11,371.45	.00	39,806.72	65.2%
	<a href="#">90241103 512102 Bailey Asst. Princ</a>	99,193	96,242	61,042.24	9,537.85	.00	35,199.76	63.4%
	<a href="#">90241103 512902 Bailey School Cler</a>	40,744	40,744	31,067.68	4,066.45	.00	9,676.32	76.3%
	<a href="#">90247103 512960 Bailey Custodian</a>	140,172	140,172	109,784.61	13,580.55	.00	30,387.39	78.3%
<hr/>								
012 MCAVINNUE SCHOOL								
	<a href="#">91210103 512903 McAvinnue Elementa</a>	1,140,600	1,140,600	600,550.15	96,244.19	.00	540,049.85	52.7%




FOR 2017 09

	ORIGINAL APPROP	REVISED BUDGET	YTD EXPENDED	MTD EXPENDED	ENCUMBRANCES	AVAILABLE BUDGET	PCT USED
<a href="#">91210103 512958 McAvinnue Paraprof</a>	219,758	219,758	140,372.28	21,090.90	.00	79,385.72	63.9%
<a href="#">91210106 512903 McAvinnue SPED Tea</a>	609,855	609,855	354,933.00	59,155.50	.00	254,922.00	58.2%
<a href="#">91210106 512958 McAvinnue SPED Par</a>	126,457	126,457	74,893.66	12,458.65	.00	51,563.34	59.2%
<a href="#">91210109 512903 McAvinnue ELL Teac</a>	206,475	206,475	95,806.18	19,627.25	.00	110,668.82	46.4%
<a href="#">91210109 512958 McAvinnue ELL Para</a>	0	0	21,957.32	.00	.00	-21,957.32	100.0%*
<a href="#">91210112 544400 McAvinnue SA - Gen</a>	24,800	25,034	19,087.91	2,053.83	2,755.85	3,190.63	87.3%
<a href="#">91210115 541600 McAvinnue SA - Tex</a>	7,000	7,657	6,797.70	4,817.75	830.68	28.20	99.6%
<a href="#">91210124 541000 McAvinnue SA - Tec</a>	4,000	4,073	4,073.16	80.23	.00	.28	100.0%
<a href="#">91210803 512903 McAvinnue Kinderga</a>	310,223	310,223	179,241.60	29,873.60	.00	130,981.40	57.8%
<a href="#">91210903 512903 McAvinnue Pre-Scho</a>	87,628	87,628	50,554.80	8,425.80	.00	37,073.20	57.7%
<a href="#">91211003 512903 McAvinnue Art Teac</a>	78,213	78,213	55,866.30	9,311.05	.00	22,346.70	71.4%
<a href="#">91212003 512903 McAvinnue Math Tea</a>	67,655	67,655	90,329.10	15,054.85	.00	-22,674.10	133.5%*
<a href="#">91212603 512903 McAvinnue Phys. Ed</a>	85,724	85,724	49,456.50	8,242.75	.00	36,267.50	57.7%
<a href="#">91212803 512903 McAvinnue Music Te</a>	61,753	61,753	35,627.10	5,937.85	.00	26,125.90	57.7%
<a href="#">91212903 512903 McAvinnue Reading</a>	76,730	76,730	44,267.40	7,377.90	.00	32,462.60	57.7%
<a href="#">91236003 512904 McAvinnue Library</a>	30,500	30,500	21,785.70	3,630.95	.00	8,714.30	71.4%
<a href="#">91236006 541601 McAvinnue SA - Lib</a>	1,000	1,000	955.21	868.21	37.90	6.89	99.3%
<a href="#">91237012 530002 McAvinnue SA - Pro</a>	14,300	14,520	12,665.99	-4,655.00	.00	1,854.00	87.2%
<a href="#">91241103 512101 McAvinnue Principa</a>	108,000	108,000	66,099.20	10,328.00	.00	41,900.80	61.2%
<a href="#">91241103 512102 McAvinnue Asst. Pr</a>	105,505	102,364	64,925.44	10,144.60	.00	37,438.56	63.4%
<a href="#">91241103 512902 McAvinnue School C</a>	39,888	39,888	30,414.84	3,981.00	.00	9,473.16	76.3%
<a href="#">91241112 512111 STUDENT BODY ACTIV</a>	0	7,437	1,460.46	1,460.46	1,739.17	4,237.37	43.0%
<a href="#">91247103 512960 McAvinnue Custodia</a>	140,172	140,172	110,623.45	13,631.75	.00	29,548.55	78.9%


015 GREENHALGE SCHOOL

<a href="#">91510103 512903 Greenhalge Element</a>	1,220,978	1,140,942	652,861.52	109,053.15	.00	488,080.68	57.2%
<a href="#">91510103 512958 Greenhalge Parapro</a>	306,375	306,375	196,200.79	32,364.52	.00	110,174.21	64.0%
<a href="#">91510105 512111 STUDENT BODY ACTIV</a>	0	8,491	2,204.22	.00	2,550.50	3,735.81	56.0%
<a href="#">91510106 512903 Greenhalge SPED Te</a>	448,571	448,571	266,796.92	44,948.79	.00	181,774.08	59.5%
<a href="#">91510106 512958 Greenhalge SPED Pa</a>	170,465	170,465	104,958.37	19,714.90	.00	65,506.63	61.6%
<a href="#">91510109 512903 Greenhalge ELL Tea</a>	158,202	158,202	92,743.50	15,457.25	.00	65,458.50	58.6%
<a href="#">91510112 544400 Greenhalge SA - Ge</a>	20,000	20,023	17,080.61	2,522.00	2,942.72	.00	100.0%
<a href="#">91510115 541600 Greenhalge SA - Te</a>	6,000	6,351	1,188.05	837.10	4,371.34	791.56	87.5%
<a href="#">91510124 541000 Greenhalge SA - Te</a>	8,000	8,000	2,784.61	.00	5,215.39	.00	100.0%
<a href="#">91510803 512903 Greenhalge Kinderg</a>	273,322	273,322	153,799.42	25,633.25	.00	119,522.58	56.3%
<a href="#">91510903 512903 Greenhalge Pre-Sch</a>	159,136	159,136	83,779.50	13,963.25	.00	75,356.50	52.6%
<a href="#">91511003 512903 Greenhalge Art Tea</a>	82,253	82,253	46,221.30	7,703.55	.00	36,031.70	56.2%
<a href="#">91512003 512903 Greenhalge Math Tea</a>	82,419	82,419	47,549.10	7,924.85	.00	34,869.90	57.7%
<a href="#">91512603 512903 Greenhalge Phys. E</a>	76,730	76,730	44,267.40	7,377.90	.00	32,462.60	57.7%
<a href="#">91512803 512903 Greenhalge Music T</a>	77,482	77,482	26,119.20	4,353.20	.00	51,362.80	33.7%
<a href="#">91512903 512903 Greenhalge Reading</a>	0	80,036	46,174.50	7,695.75	.00	33,861.30	57.7%
<a href="#">91536003 512904 Greenhalge Library</a>	30,500	30,500	18,872.00	4,208.50	.00	11,628.00	61.9%




FOR 2017 09

	ORIGINAL APPROP	REVISED BUDGET	YTD EXPENDED	MTD EXPENDED	ENCUMBRANCES	AVAILABLE BUDGET	PCT USED
<a href="#">91536006 541601 Greenhalge SA - Li</a>	1,000	1,000	81.48	.00	916.70	1.82	99.8%
<a href="#">91537015 530002 Greenhalge SA - Pr</a>	14,700	14,700	8,674.06	1,880.00	250.00	5,775.94	60.7%
<a href="#">91541103 512101 Greenhalge Princip</a>	117,167	117,167	76,344.00	11,660.00	.00	40,823.00	65.2%
<a href="#">91541103 512102 Greenhalge Asst. P</a>	109,964	106,690	67,670.40	10,573.50	.00	39,019.60	63.4%
<a href="#">91541103 512902 Greenhalge School</a>	40,744	40,744	37,213.18	5,515.39	.00	3,530.82	91.3%
<a href="#">91547103 512960 Greenhalge Custodi</a>	138,882	138,882	79,234.17	9,094.92	.00	59,647.83	57.1%
<b>018 PYNE SCHOOL</b>							
<a href="#">91810103 512903 Pyne Arts Elementa</a>	540,250	540,250	287,395.20	47,899.20	.00	252,854.80	53.2%
<a href="#">91810103 512958 Pyne Arts Paraprof</a>	244,361	244,361	140,350.80	23,391.80	.00	104,010.20	57.4%
<a href="#">91810106 512903 Pyne Arts SPED Tea</a>	660,474	660,474	347,612.92	54,022.95	.00	312,861.08	52.6%
<a href="#">91810106 512958 Pyne Arts SPED Par</a>	368,036	368,036	275,732.50	49,672.35	.00	92,303.50	74.9%
<a href="#">91810108 512924 Pyne Arts Parent L</a>	34,384	34,384	19,836.90	3,306.15	.00	14,547.10	57.7%
<a href="#">91810109 512903 Pyne Arts ELL Teac</a>	83,820	83,820	50,090.10	8,348.35	.00	33,729.90	59.8%
<a href="#">91810112 544400 Pyne Arts SA - Gen</a>	35,070	38,097	23,516.71	2,025.09	14,580.51	.14	100.0%
<a href="#">91810124 541000 Pyne Arts SA - Tec</a>	1,000	1,000	999.49	.00	.00	.51	99.9%
<a href="#">91810604 512903 Pyne Arts Middle S</a>	288,755	288,755	175,679.74	29,279.95	.00	113,075.26	60.8%
<a href="#">91810803 512903 Pyne Arts Kinderga</a>	126,316	126,316	72,873.90	12,145.65	.00	53,442.10	57.7%
<a href="#">91810903 512903 Pyne Arts Pre-Scho</a>	86,823	86,823	50,090.10	8,348.35	.00	36,732.90	57.7%
<a href="#">91811003 512903 Pyne Arts Art Teac</a>	81,265	81,265	59,871.60	9,978.60	.00	21,393.40	73.7%
<a href="#">91811203 512903 Pyne Arts Computer</a>	78,337	78,337	45,194.40	7,532.40	.00	33,142.60	57.7%
<a href="#">91811403 541500 BASIC TEXT</a>	0	500	.00	.00	.00	500.00	.0%
<a href="#">91811503 512903 Pyne Arts English</a>	131,919	51,404	33,202.20	5,533.70	.00	18,201.56	64.6%
<a href="#">91811903 512903 Pyne Arts Tech. Ed</a>	78,213	78,213	45,122.70	7,520.45	.00	33,090.30	57.7%
<a href="#">91812003 512903 Pyne Arts Math Tea</a>	65,553	124,110	71,600.70	11,933.45	.00	52,509.30	57.7%
<a href="#">91812603 512903 Pyne Arts Phys. Ed</a>	64,704	64,704	37,328.40	6,221.40	.00	27,375.60	57.7%
<a href="#">91812803 512903 Pyne Arts Music Te</a>	89,826	89,826	26,119.20	4,353.20	.00	63,706.80	29.1%
<a href="#">91812903 512903 Pyne Arts Reading</a>	0	80,515	46,451.10	7,741.85	.00	34,064.14	57.7%
<a href="#">91813003 512903 Pyne Arts Science</a>	0	75,783	37,328.40	6,221.40	.00	38,454.60	49.3%
<a href="#">91813103 512903 Pyne Arts Social S</a>	81,341	81,341	58,100.40	9,683.40	.00	23,240.60	71.4%
<a href="#">91813303 512903 Pyne Arts Drama Te</a>	80,514	80,514	46,451.10	7,741.85	.00	34,062.90	57.7%
<a href="#">91835003 512105 Pyne Arts Guidance</a>	80,941	80,941	48,253.05	7,782.75	.00	32,687.95	59.6%
<a href="#">91836003 512904 Pyne Arts Library</a>	24,093	24,093	13,807.18	2,316.65	.00	10,285.82	57.3%
<a href="#">91837018 530002 Pyne Arts SA - Pro</a>	16,000	13,000	4,965.00	945.00	300.00	7,735.00	40.5%
<a href="#">91841103 512101 Pyne Arts Principa</a>	115,010	115,010	74,936.92	11,445.30	.00	40,073.08	65.2%
<a href="#">91841103 512102 Pyne Arts Asst. Pr</a>	104,629	101,515	64,386.88	10,060.45	.00	37,128.12	63.4%
<a href="#">91841103 512902 Pyne Arts School C</a>	40,744	40,744	31,014.73	4,066.45	.00	9,729.27	76.1%
<a href="#">91841112 512111 STUDENT BODY ACTIV</a>	0	6,824	.00	.00	.00	6,824.00	.0%
<a href="#">91847103 512960 Pyne Arts Custodia</a>	182,775	182,775	124,242.18	16,572.91	.00	58,532.82	68.0%
<b>019 ALTERNATIVE SCHOOL</b>							
<a href="#">91920104 512110 Laura Lee Coordina</a>	106,160	106,160	61,291.65	9,885.75	.00	44,868.35	57.7%



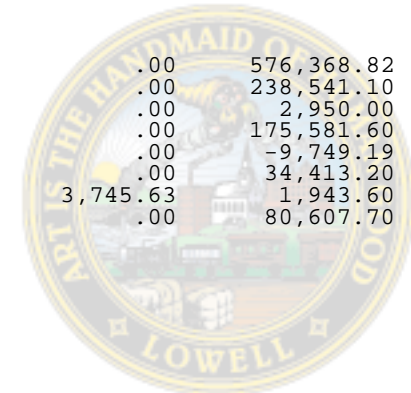
FOR 2017 09

	ORIGINAL APPROP	REVISED BUDGET	YTD EXPENDED	MTD EXPENDED	ENCUMBRANCES	AVAILABLE BUDGET	PCT USED
<a href="#">91920106 512903 Laura Lee SPED Tea</a>	346,122	346,122	195,135.90	32,522.65	.00	150,986.10	56.4%
<a href="#">91920106 512958 Laura Lee SPED Par</a>	131,887	131,887	74,160.72	12,450.16	.00	57,726.28	56.2%
<a href="#">91920109 544400 Laura Lee SA - Gen</a>	13,000	13,000	7,786.94	4,165.53	5,213.06	.00	100.0%
<a href="#">91937019 530002 Laura Lee SA - Pro</a>	2,000	2,000	1,750.00	1,550.00	250.00	.00	100.0%
<a href="#">91941103 512902 Laura Lee School C</a>	38,639	38,639	29,307.70	3,856.35	.00	9,331.30	75.9%
<b>020 LINCOLN SCHOOL</b>							
<a href="#">92010103 512903 Lincoln Elementary</a>	1,176,297	1,176,297	727,550.01	120,515.30	.00	448,746.99	61.9%
<a href="#">92010103 512958 Lincoln Paraprofes</a>	198,135	198,135	177,318.54	31,476.95	.00	20,816.46	89.5%
<a href="#">92010106 512903 Lincoln SPED Teach</a>	349,740	349,740	211,324.24	29,833.99	.00	138,415.76	60.4%
<a href="#">92010106 512958 Lincoln SPED Parap</a>	271,088	271,088	93,613.43	13,907.30	.00	177,474.57	34.5%
<a href="#">92010109 512903 Lincoln ELL Teache</a>	119,704	119,704	88,096.23	15,888.70	.00	31,607.77	73.6%
<a href="#">92010112 544400 Lincoln SA - Gener</a>	20,000	20,031	18,087.52	199.08	1,943.12	.00	100.0%
<a href="#">92010115 541600 Lincoln SA - Textb</a>	5,000	5,000	337.24	337.24	4,440.42	222.34	95.6%
<a href="#">92010124 541000 Lincoln SA - Techn</a>	12,000	12,000	.00	.00	11,956.01	43.99	99.6%
<a href="#">92010803 512903 Lincoln Kindergart</a>	265,993	265,993	142,141.28	17,894.04	.00	123,851.72	53.4%
<a href="#">92010903 512903 Lincoln Pre-School</a>	153,460	153,460	88,534.80	14,755.80	.00	64,925.20	57.7%
<a href="#">92011003 512903 Lincoln Art Teache</a>	82,253	82,253	58,751.70	9,791.95	.00	23,501.30	71.4%
<a href="#">92012003 512903 Lincoln Math Teach</a>	0	0	7,377.90	7,377.90	.00	-7,377.90	100.0%*
<a href="#">92012004 512111 Lincoln - Student</a>	0	7,541	569.14	.00	692.01	6,279.85	16.7%
<a href="#">92012603 512903 Lincoln Phys. Ed.</a>	88,727	88,727	13,650.40	8,531.50	.00	75,076.60	15.4%
<a href="#">92012803 512903 Lincoln Music Teac</a>	57,551	57,551	33,202.20	5,533.70	.00	24,348.80	57.7%
<a href="#">92012903 512903 Lincoln Reading Te</a>	125,206	125,206	31,355.40	5,225.90	.00	93,850.60	25.0%
<a href="#">92036003 512904 Lincoln Library Ai</a>	33,293	33,293	19,207.50	3,201.25	.00	14,085.50	57.7%
<a href="#">92036006 541601 Lincoln SA - Libra</a>	1,000	1,000	683.62	200.15	167.81	148.57	85.1%
<a href="#">92037020 530002 Lincoln SA - Prof.</a>	16,200	16,200	10,326.90	1,733.60	1,080.00	4,793.10	70.4%
<a href="#">92041103 512101 Lincoln Principal</a>	113,990	113,990	74,300.20	11,345.50	.00	39,689.80	65.2%
<a href="#">92041103 512102 Lincoln Asst. Prin</a>	102,498	99,448	63,076.48	9,855.70	.00	36,371.52	63.4%
<a href="#">92041103 512902 Lincoln School Cle</a>	40,744	40,744	9,922.15	.00	.00	30,821.85	24.4%
<a href="#">92047103 512960 Lincoln Custodian</a>	140,172	140,172	102,138.85	13,546.06	.00	38,033.15	72.9%
<b>025 MOLLOY SCHOOL</b>							
<a href="#">92510106 512903 Molloy SPED Teache</a>	120,309	120,309	85,094.36	14,464.20	.00	35,214.64	70.7%
<a href="#">92510109 512903 Molloy ELL Teacher</a>	51,405	51,405	29,656.20	4,942.70	.00	21,748.80	57.7%
<a href="#">92510112 544400 Molloy SA - Genera</a>	10,000	8,499	2,646.73	834.72	5,844.08	8.30	99.9%
<a href="#">92510603 512110 Molloy Coordinator</a>	98,899	98,899	60,860.80	9,509.50	.00	38,038.20	61.5%
<a href="#">92510704 512111 STUDENT BODY ACTIV</a>	0	100	.00	.00	.00	100.00	.0%
<a href="#">92511504 512903 Molloy English Tea</a>	153,460	153,460	88,534.80	14,755.80	.00	64,925.20	57.7%
<a href="#">92512004 512903 Molloy Math Teache</a>	120,219	120,219	69,355.80	11,559.30	.00	50,863.20	57.7%
<a href="#">92513003 512903 Molloy Science Tea</a>	70,959	70,959	54,807.30	9,134.55	.00	16,151.70	77.2%




FOR 2017 09

	ORIGINAL APPROP	REVISED BUDGET	YTD EXPENDED	MTD EXPENDED	ENCUMBRANCES	AVAILABLE BUDGET	PCT USED
<a href="#">92513103 512903 Molloy Social Stud</a>	74,417	74,417	42,933.00	7,155.50	.00	31,484.00	57.7%
<a href="#">92528106 512969 Molloy Behavior Sp</a>	0	0	37,773.36	.00	.00	-37,773.36	100.0%*
<a href="#">92537025 530002 Molloy SA - Prof.</a>	5,000	7,000	1,085.00	80.00	.00	5,915.00	15.5%
<a href="#">92541105 512902 Molloy School Cler</a>	39,888	39,888	30,261.44	3,981.00	.00	9,626.56	75.9%
<a href="#">92541408 512915 Molloy Security Gu</a>	42,603	42,603	32,866.49	4,130.59	.00	9,736.51	77.1%
<a href="#">92547103 512960 Molloy Custodian</a>	42,979	42,979	14,390.20	4,359.66	.00	28,588.80	33.5%
<b>027 MOODY SCHOOL</b>							
<a href="#">92710103 512903 Moody Elementary T</a>	592,387	592,387	354,366.60	59,061.10	.00	238,020.40	59.8%
<a href="#">92710103 512958 Moody Paraprofessi</a>	203,551	203,551	136,836.60	22,806.10	.00	66,714.40	67.2%
<a href="#">92710106 512903 Moody SPED Teacher</a>	58,556	58,556	74,942.40	12,490.40	.00	-16,386.40	128.0%*
<a href="#">92710106 512958 Moody SPED Parapro</a>	28,129	28,129	.00	.00	.00	28,129.00	.0%
<a href="#">92710109 512903 Moody ELL Teacher</a>	47,694	47,694	34,067.10	5,677.85	.00	13,626.90	71.4%
<a href="#">92710112 544400 Moody SA - General</a>	10,000	10,000	.00	.00	9,593.93	406.07	95.9%
<a href="#">92710115 541600 Moody SA - Textboo</a>	2,000	2,000	.00	.00	.00	2,000.00	.0%
<a href="#">92710124 541000 Moody SA - Technol</a>	2,200	2,200	.00	.00	.00	2,200.00	.0%
<a href="#">92710803 512903 Moody Kindergarten</a>	278,101	278,101	75,014.70	12,502.45	.00	203,086.30	27.0%
<a href="#">92710903 512903 Moody Pre-School T</a>	80,514	80,514	90,718.50	15,119.75	.00	-10,204.50	112.7%*
<a href="#">92711003 512903 Moody Art Teacher</a>	70,825	70,825	40,860.60	6,810.10	.00	29,964.40	57.7%
<a href="#">92712603 512903 Moody Phys. Ed. Te</a>	83,820	83,820	59,871.60	9,978.60	.00	23,948.40	71.4%
<a href="#">92712803 512903 Moody Music Teache</a>	80,514	80,514	63,833.12	8,637.10	.00	16,680.88	79.3%
<a href="#">92712903 512903 Moody Reading Teac</a>	75,031	75,031	43,287.90	7,214.65	.00	31,743.10	57.7%
<a href="#">92736003 512904 Moody Library Aide</a>	32,000	32,000	18,461.43	3,076.91	.00	13,538.57	57.7%
<a href="#">92736006 541601 Moody SA - Library</a>	4,000	4,000	.00	.00	.00	4,000.00	.0%
<a href="#">92737027 530002 Moody SA - Prof. D</a>	8,000	8,000	.00	.00	.00	8,000.00	.0%
<a href="#">92741103 512101 Moody Principal</a>	111,679	111,679	74,080.80	11,312.00	.00	37,598.20	66.3%
<a href="#">92741103 512902 Moody School Clerk</a>	40,744	40,744	31,014.73	4,066.45	.00	9,729.27	76.1%
<a href="#">92741112 512111 STUDENT BODY ACTIV</a>	0	3,565	.00	.00	.00	3,565.00	.0%
<a href="#">92741113 541500 BASIC TEXT</a>	0	500	.00	.00	.00	500.00	.0%
<a href="#">92747103 512960 Moody Custodian</a>	92,409	92,409	73,725.48	8,987.92	.00	18,683.52	79.8%
<b>030 MOREY SCHOOL</b>							
<a href="#">93010103 512903 Morey Elementary T</a>	1,296,345	1,296,345	719,976.18	118,505.00	.00	576,368.82	55.5%
<a href="#">93010103 512958 Morey Paraprofessi</a>	426,837	426,837	188,295.90	31,382.65	.00	238,541.10	44.1%
<a href="#">93010104 512301 Morey SA - Tutors</a>	0	9,700	6,750.00	1,080.00	.00	2,950.00	69.6%
<a href="#">93010106 512903 Morey SPED Teacher</a>	476,724	476,724	301,142.40	50,190.40	.00	175,581.60	63.2%
<a href="#">93010106 512958 Morey SPED Parapro</a>	120,645	120,645	130,394.19	20,756.15	.00	-9,749.19	108.1%*
<a href="#">93010109 512903 Morey ELL Teacher</a>	81,341	81,341	46,927.80	7,821.30	.00	34,413.20	57.7%
<a href="#">93010112 544400 Morey SA - General</a>	12,000	27,328	21,638.41	1,860.32	3,745.63	1,943.60	92.9%
<a href="#">93010803 512903 Morey Kindergarten</a>	305,722	305,722	225,114.30	37,519.05	.00	80,607.70	73.6%



FOR 2017 09


	ORIGINAL APPROP	REVISED BUDGET	YTD EXPENDED	MTD EXPENDED	ENCUMBRANCES	AVAILABLE BUDGET	PCT USED
<a href="#">93010901 512903 Morey Pre-School T</a>	155,682	155,682	89,816.40	14,969.40	.00	65,865.60	57.7%
<a href="#">93011003 512903 Morey Art Teacher</a>	81,928	81,928	47,266.20	7,877.70	.00	34,661.80	57.7%
<a href="#">93012003 512903 Morey Math Teacher</a>	76,730	76,730	44,267.40	7,377.90	.00	32,462.60	57.7%
<a href="#">93012603 512903 Morey Phys. Ed. Te</a>	80,514	80,514	46,451.10	7,741.85	.00	34,062.90	57.7%
<a href="#">93012803 512903 Morey Music Teache</a>	76,308	76,308	59,952.73	7,813.90	.00	16,355.27	78.6%
<a href="#">93012903 512903 Morey Reading Teac</a>	90,631	90,631	64,770.98	14,604.85	.00	25,860.02	71.5%
<a href="#">93036003 512904 Morey Library Aide</a>	27,927	27,927	16,480.20	2,746.70	.00	11,446.80	59.0%
<a href="#">93037030 530002 Morey SA - Prof. D</a>	40,800	16,100	9,985.00	1,050.00	300.00	5,815.00	63.9%
<a href="#">93041103 512101 Morey Principal</a>	116,281	116,281	2,024.66	.00	.00	114,256.34	1.7%
<a href="#">93041103 512102 Morey Asst. Princi</a>	99,193	96,242	83,155.40	10,679.95	.00	13,086.60	86.4%
<a href="#">93041103 512902 Morey School Clerk</a>	39,888	39,888	29,302.24	3,856.35	.00	10,585.76	73.5%
<a href="#">93041112 512111 STUDENT BODY ACTIV</a>	0	7,717	.00	.00	.00	7,717.00	.0%
<a href="#">93047103 512960 Morey Custodian</a>	140,172	140,172	96,701.44	13,563.50	.00	43,470.56	69.0%
<b>035 LEBLANC SCHOOL</b>							
<a href="#">93510103 512958 LeBlanc Paraprofes</a>	54,355	54,355	.00	.00	.00	54,355.00	.0%
<a href="#">93510106 512958 LeBlanc SPED Parap</a>	0	0	35,291.10	5,881.85	.00	-35,291.10	100.0%*
<a href="#">93510112 512111 STUDENT BODY ACTIV</a>	0	100	.00	.00	.00	100.00	.0%
<a href="#">93510112 544400 LeBlanc SA - Gener</a>	15,000	15,915	9,263.32	582.80	6,651.39	.12	100.0%
<a href="#">93513003 512903 LeBlanc Science Te</a>	75,783	0	.00	.00	.00	.00	.0%
<a href="#">93541103 512902 LeBlanc School Cle</a>	40,316	40,316	30,741.46	4,023.75	.00	9,574.54	76.3%
<a href="#">93541408 512915 LeBlanc Security G</a>	42,603	42,603	25,895.38	4,096.45	.00	16,707.62	60.8%
<a href="#">93547103 512960 LeBlanc Custodian</a>	44,151	44,151	33,682.79	4,245.26	.00	10,468.21	76.3%
<b>036 PAWTUCKETVILLE MEMORIAL SCHOOL</b>							
<a href="#">93610103 512903 Pawtucket Elementa</a>	1,286,092	1,286,092	748,022.70	124,670.45	.00	538,069.30	58.2%
<a href="#">93610103 512958 Pawtucket Paraprof</a>	203,511	203,511	154,700.01	25,852.55	.00	48,810.99	76.0%
<a href="#">93610106 512903 Pawtucket SPED Tea</a>	394,362	394,362	256,536.23	43,201.40	.00	137,825.77	65.1%
<a href="#">93610106 512958 Pawtucket SPED Par</a>	221,582	221,582	123,526.51	20,980.18	.00	98,055.49	55.7%
<a href="#">93610112 544400 Pawtucket SA - Gen</a>	26,000	26,000	19,534.19	533.83	6,432.49	33.32	99.9%
<a href="#">93610114 512111 Pawtucket - Studen</a>	0	7,658	.00	.00	1,395.88	6,262.12	18.2%
<a href="#">93610115 541600 Pawtucket SA - Tex</a>	2,000	2,000	.00	.00	1,990.18	9.82	99.5%
<a href="#">93610124 541000 Pawtucket SA - Tec</a>	6,000	6,000	.00	.00	6,000.00	.00	100.0%
<a href="#">93610803 512903 Pawtucket Kinderga</a>	323,210	323,210	186,540.55	31,150.30	.00	136,669.45	57.7%
<a href="#">93610903 512903 Pawtucket Pre-Scho</a>	78,213	78,213	.00	.00	.00	78,213.00	.0%
<a href="#">93611003 512903 Pawtucket Art Teac</a>	51,405	51,405	29,656.20	4,942.70	.00	21,748.80	57.7%
<a href="#">93612003 512903 Pawtucket Math Tea</a>	55,000	55,000	36,889.50	.00	.00	18,110.50	67.1%
<a href="#">93612603 512903 Pawtucket Phys. Ed</a>	75,031	75,031	43,287.90	7,214.65	.00	31,743.10	57.7%
<a href="#">93612803 512903 Pawtucket Music Te</a>	54,351	54,351	31,355.40	5,225.90	.00	22,995.60	57.7%
<a href="#">93612903 512903 Pawtucket Reading</a>	137,129	137,129	80,325.30	13,387.55	.00	56,803.70	58.6%





FOR 2017 09

	ORIGINAL APPROP	REVISED BUDGET	YTD EXPENDED	MTD EXPENDED	ENCUMBRANCES	AVAILABLE BUDGET	PCT USED
<a href="#">93636003 512904 Pawtucket Library</a>	30,500	30,500	17,596.20	2,932.70	.00	12,903.80	57.7%
<a href="#">93636006 541601 Pawtucket SA - Lib</a>	1,300	1,300	1,117.47	.00	175.63	6.90	99.5%
<a href="#">93637036 530002 Pawtucket SA - Pro</a>	15,000	15,000	5,070.00	405.00	784.00	9,146.00	39.0%
<a href="#">93641103 512101 Pawtucket Principa</a>	112,023	112,023	73,050.56	11,151.65	.00	38,972.44	65.2%
<a href="#">93641103 512102 Pawtucket Asst. Pr</a>	108,512	105,281	66,776.64	10,433.85	.00	38,504.36	63.4%
<a href="#">93641103 512902 Pawtucket School C</a>	39,888	39,888	30,517.44	4,023.75	.00	9,370.56	76.5%
<a href="#">93647103 512960 Pawtucket Custodia</a>	137,592	137,592	106,039.87	14,317.20	.00	31,552.13	77.1%
<b>040 REILLY SCHOOL</b>							
<a href="#">94010103 512903 Reilly Elementary</a>	1,490,739	1,490,739	873,538.25	145,649.75	.00	617,200.75	58.6%
<a href="#">94010103 512958 Reilly Paraprofess</a>	274,287	307,576	187,179.30	31,196.55	.00	120,396.70	60.9%
<a href="#">94010105 512111 Reilly - Student A</a>	0	8,331	4,210.34	500.00	3,072.50	1,048.14	87.4%
<a href="#">94010106 512903 Reilly SPED Teache</a>	462,249	462,249	267,359.66	44,559.95	.00	194,889.34	57.8%
<a href="#">94010106 512958 Reilly SPED Parapr</a>	97,087	97,087	75,202.80	12,533.80	.00	21,884.20	77.5%
<a href="#">94010109 512903 Reilly ELL Teacher</a>	270,964	270,964	129,489.30	21,581.55	.00	141,474.70	47.8%
<a href="#">94010112 544400 Reilly SA - Genera</a>	25,000	33,000	29,577.70	466.89	3,391.41	30.89	99.9%
<a href="#">94010124 541000 Reilly SA - Techno</a>	5,800	3,800	717.93	717.93	3,082.07	.00	100.0%
<a href="#">94010803 512903 Reilly Kindergarte</a>	354,257	354,257	205,591.80	34,265.30	.00	148,665.20	58.0%
<a href="#">94011003 512903 Reilly Art Teacher</a>	86,823	86,823	50,090.10	8,348.35	.00	36,732.90	57.7%
<a href="#">94011503 512903 Reilly English Tea</a>	80,035	80,035	.00	.00	.00	80,035.00	.0%
<a href="#">94012003 512903 Reilly Math Teache</a>	0	0	7,722.65	7,722.65	.00	-7,722.65	100.0%*
<a href="#">94012603 512903 Reilly Phys. Ed. T</a>	51,405	51,405	30,868.80	5,144.80	.00	20,536.20	60.1%
<a href="#">94012803 512903 Reilly Music Teach</a>	60,500	60,500	34,903.20	5,817.20	.00	25,596.80	57.7%
<a href="#">94012903 512903 Reilly Reading Tea</a>	0	0	89,751.15	15,199.15	.00	-89,751.15	100.0%*
<a href="#">94036003 512904 Reilly Library Aid</a>	26,305	26,305	15,176.40	2,529.40	.00	11,128.60	57.7%
<a href="#">94037040 530002 Reilly SA - Prof.</a>	25,000	19,000	14,405.90	.00	300.00	4,294.10	77.4%
<a href="#">94041103 512101 Reilly Principal</a>	110,473	110,473	71,978.36	10,993.65	.00	38,494.64	65.2%
<a href="#">94041103 512102 Reilly Asst. Princ</a>	106,958	103,774	65,820.48	10,284.45	.00	37,953.52	63.4%
<a href="#">94041103 512902 Reilly School Cler</a>	39,888	39,888	30,414.85	3,981.00	.00	9,473.15	76.3%
<a href="#">94047103 512960 Reilly Custodian</a>	138,882	138,882	121,730.17	13,124.11	.00	17,151.83	87.7%
<b>050 SHAUGHNESSY SCHOOL</b>							
<a href="#">95010103 512903 Shaughnessy Elemen</a>	1,216,926	1,165,027	645,153.91	107,754.00	.00	519,872.97	55.4%
<a href="#">95010103 512958 Shaughnessy Parapr</a>	176,961	176,961	39,142.58	5,350.86	.00	137,818.42	22.1%
<a href="#">95010106 512903 Shaughnessy SPED T</a>	468,561	468,561	272,823.85	45,530.85	.00	195,737.15	58.2%
<a href="#">95010106 512958 Shaughnessy SPED P</a>	420,230	420,230	316,495.96	52,804.44	.00	103,734.04	75.3%
<a href="#">95010109 512903 Shaughnessy ELL Te</a>	77,482	77,482	44,700.00	7,450.00	.00	32,782.00	57.7%
<a href="#">95010112 544400 Shaughnessy SA - G</a>	33,000	32,000	20,556.48	2,068.80	11,443.52	.00	100.0%
<a href="#">95010124 541000 Shaughnessy SA - T</a>	8,000	9,000	5,968.00	.00	2,999.00	33.00	99.6%
<a href="#">95010803 512903 Shaughnessy Kinder</a>	312,207	312,207	216,673.10	36,703.50	.00	95,533.90	69.4%



FOR 2017 09


	ORIGINAL APPROP	REVISED BUDGET	YTD EXPENDED	MTD EXPENDED	ENCUMBRANCES	AVAILABLE BUDGET	PCT USED
<a href="#">95010903 512903</a> <a href="#">Shaughnessy Pre-Sc</a>	80,514	80,514	46,451.10	7,741.85	.00	34,062.90	57.7%
<a href="#">95011003 512903</a> <a href="#">Shaughnessy Art Te</a>	82,253	82,253	58,751.70	9,791.95	.00	23,501.30	71.4%
<a href="#">95012003 512903</a> <a href="#">Shaughnessy Math T</a>	80,035	80,035	46,463.25	7,984.50	.00	33,571.75	58.1%
<a href="#">95012603 512903</a> <a href="#">Shaughnessy Phys.</a>	76,308	76,308	44,024.10	7,337.35	.00	32,283.90	57.7%
<a href="#">95012803 512903</a> <a href="#">Shaughnessy Music</a>	82,253	82,253	46,221.30	7,703.55	.00	36,031.70	56.2%
<a href="#">95012903 512903</a> <a href="#">Shaughnessy Readin</a>	0	51,899	29,941.80	4,990.30	.00	21,957.32	57.7%
<a href="#">95036003 512904</a> <a href="#">Shaughnessy Librar</a>	27,968	27,968	16,135.80	2,689.30	.00	11,832.20	57.7%
<a href="#">95037050 530002</a> <a href="#">Shaughnessy SA - P</a>	10,000	10,000	7,358.39	490.00	.00	2,641.61	73.6%
<a href="#">95041103 512101</a> <a href="#">Shaughnessy Princ</a>	114,505	114,505	74,634.56	11,396.65	.00	39,870.44	65.2%
<a href="#">95041103 512102</a> <a href="#">Shaughnessy Asst.</a>	108,854	105,613	66,986.88	10,466.70	.00	38,626.12	63.4%
<a href="#">95041103 512902</a> <a href="#">Shaughnessy School</a>	39,888	39,888	30,688.44	4,023.75	.00	9,199.56	76.9%
<a href="#">95041112 512111</a> <a href="#">STUDENT BODY ACTIV</a>	0	7,305	.00	.00	.00	7,305.00	.0%
<a href="#">95047103 512960</a> <a href="#">Shaughnessy Custod</a>	140,172	140,172	109,970.71	13,563.51	.00	30,201.29	78.5%
<a href="#">99310451 512135</a> <a href="#">Social Workers</a>	858,614	858,614	311,552.29	50,511.50	.00	547,061.71	36.3%

055 WASHINGTON SCHOOL

<a href="#">95510103 512903</a> <a href="#">Washington Element</a>	626,260	626,260	363,830.59	60,823.90	.00	262,429.41	58.1%
<a href="#">95510103 512958</a> <a href="#">Washington Parapro</a>	125,902	125,902	69,992.70	11,665.45	.00	55,909.30	55.6%
<a href="#">95510106 512903</a> <a href="#">Washington SPED Te</a>	250,427	250,427	154,427.60	28,909.70	.00	95,999.40	61.7%
<a href="#">95510106 512958</a> <a href="#">Washington SPED Pa</a>	208,834	208,834	155,187.04	32,494.22	.00	53,646.96	74.3%
<a href="#">95510112 544400</a> <a href="#">Washington SA - Ge</a>	20,000	20,007	15,550.88	1,091.53	2,386.22	2,069.80	89.7%
<a href="#">95510803 512903</a> <a href="#">Washington Kinderg</a>	144,077	144,077	83,120.70	13,853.45	.00	60,956.30	57.7%
<a href="#">95510903 512903</a> <a href="#">Washington Pre-Sch</a>	76,308	76,308	44,024.10	7,337.35	.00	32,283.90	57.7%
<a href="#">95511003 512903</a> <a href="#">Washington Art Tea</a>	86,323	86,323	50,090.10	8,348.35	.00	36,232.90	58.0%
<a href="#">95512003 512903</a> <a href="#">Washington Math Te</a>	83,039	83,039	42,074.40	7,012.40	.00	40,964.60	50.7%
<a href="#">95512603 512903</a> <a href="#">Washington Phys. E</a>	78,213	78,213	45,122.70	7,520.45	.00	33,090.30	57.7%
<a href="#">95512803 512903</a> <a href="#">Washington Music T</a>	67,655	67,655	39,032.10	6,505.35	.00	28,622.90	57.7%
<a href="#">95512903 512903</a> <a href="#">Washington Reading</a>	75,783	75,783	45,194.40	7,532.40	.00	30,588.60	59.6%
<a href="#">95536003 512904</a> <a href="#">Washington Library</a>	32,000	32,000	18,461.42	3,076.90	.00	13,538.58	57.7%
<a href="#">95536006 541601</a> <a href="#">Washington SA - Li</a>	500	500	.00	.00	.00	500.00	.0%
<a href="#">95537055 530002</a> <a href="#">Washington SA - Pr</a>	6,000	6,000	5,672.50	1,365.00	225.00	102.50	98.3%
<a href="#">95541103 512101</a> <a href="#">Washington Princip</a>	115,025	115,025	74,948.16	11,446.90	.00	40,076.84	65.2%
<a href="#">95541103 512902</a> <a href="#">Washington School</a>	40,740	40,740	31,067.68	4,066.45	.00	9,672.32	76.3%
<a href="#">95541112 512111</a> <a href="#">STUDENT BODY ACTIV</a>	0	3,844	300.00	200.00	1,803.95	1,740.05	54.7%
<a href="#">95547103 512960</a> <a href="#">Washington Custodi</a>	93,690	93,690	41,299.44	4,823.20	.00	52,390.56	44.1%


060 STOKLOSA MIDDLE SCHOOL

<a href="#">96010103 512903</a> <a href="#">Stoklosa Elementar</a>	1,109,387	0	.00	.00	.00	.00	.0%
<a href="#">96010103 512958</a> <a href="#">Stoklosa Paraprofe</a>	93,117	0	.00	.00	.00	.00	.0%
<a href="#">96010104 512958</a> <a href="#">Stoklosa Paraprofe</a>	0	93,117	86,404.20	14,400.70	.00	6,712.80	92.8%




FOR 2017 09

	ORIGINAL APPROP	REVISED BUDGET	YTD EXPENDED	MTD EXPENDED	ENCUMBRANCES	AVAILABLE BUDGET	PCT USED
<a href="#">96010105 512111 Stoklosa - Student</a>	0	8,133	2,810.05	1,389.00	2,919.55	2,403.40	70.4%
<a href="#">96010106 512903 Stoklosa SPED Teac</a>	464,385	0	.00	.00	.00	.00	.0%
<a href="#">96010106 512958 Stoklosa SPED Para</a>	130,625	0	.00	.00	.00	.00	.0%
<a href="#">96010112 544400 Stoklosa SA - Gene</a>	30,000	38,349	27,175.54	1,056.18	10,665.62	507.68	98.7%
<a href="#">96010124 541000 Stoklosa SA - Tech</a>	0	1,768	312.00	.00	1,456.00	.00	100.0%
<a href="#">96010603 512903 Stoklosa Middle Sc</a>	798,452	798,452	440,033.30	69,053.80	.00	358,418.70	55.1%
<a href="#">96010606 512903 Stoklosa SPED Teac</a>	0	464,385	284,295.48	47,382.60	.00	180,089.52	61.2%
<a href="#">96010606 512958 Stoklosa SPED Para</a>	0	130,625	58,543.77	8,609.01	.00	72,081.23	44.8%
<a href="#">96010609 512903 Stoklosa ELL Teach</a>	264,462	264,462	77,727.90	12,954.65	.00	186,734.10	29.4%
<a href="#">96010615 541600 TEXTBOOK EXPENDITU</a>	5,000	0	.00	.00	.00	.00	.0%
<a href="#">96010624 541000 TECHNOLOGY EXPENDI</a>	10,000	0	.00	.00	.00	.00	.0%
<a href="#">96011004 512903 Stoklosa Art Teach</a>	130,031	130,031	82,753.50	13,792.25	.00	47,277.50	63.6%
<a href="#">96011503 512903 Stoklosa English T</a>	466,254	466,254	311,664.60	51,944.10	.00	154,589.40	66.8%
<a href="#">96012003 512903 Stoklosa Math Teac</a>	435,262	435,262	375,122.40	62,520.40	.00	60,139.60	86.2%
<a href="#">96012606 512903 Stoklosa Phys. Ed.</a>	194,532	194,532	122,769.60	20,461.60	.00	71,762.40	63.1%
<a href="#">96012803 512903 Stoklosa Music Tea</a>	165,445	0	.00	.00	.00	.00	.0%
<a href="#">96012806 512903 Stoklosa Music Tea</a>	0	165,445	87,418.66	14,569.75	.00	78,026.34	52.8%
<a href="#">96013006 512903 Stoklosa Science T</a>	406,863	406,863	143,789.70	23,964.95	.00	263,073.30	35.3%
<a href="#">96013106 512903 Stoklosa Social St</a>	130,027	130,027	75,014.70	12,502.45	.00	55,012.30	57.7%
<a href="#">96035003 512105 Stoklosa Guidance</a>	85,401	85,401	50,911.92	8,211.60	.00	34,489.08	59.6%
<a href="#">96036004 512904 Stoklosa Library A</a>	32,000	32,000	19,326.91	3,221.15	.00	12,673.09	60.4%
<a href="#">96036006 541601 Stoklosa SA - Libr</a>	3,000	3,000	.00	.00	.00	3,000.00	.0%
<a href="#">96041103 512102 Stoklosa Asst. Pri</a>	105,381	102,244	66,619.46	10,239.50	.00	35,624.54	65.2%
<a href="#">96041109 512101 Stoklosa Principal</a>	110,000	110,000	122,333.16	26,899.80	.00	-12,333.16	111.2%*
<a href="#">96041109 512902 Stoklosa School Cl</a>	40,744	40,744	31,067.67	4,066.45	.00	9,676.33	76.3%
<a href="#">96047103 512960 Stoklosa Custodian</a>	182,775	182,775	142,185.43	17,690.18	.00	40,589.57	77.8%
<hr/> 070 MCDONOUGH CITY SCHOOL							
<a href="#">96037070 530002 Stoklosa SA - Prof</a>	23,940	28,940	22,609.56	1,530.00	3,651.58	2,678.86	90.7%
<hr/> 075 MCAULIFFE SCHOOL							
<a href="#">97510103 512903 McAuliffe Elementa</a>	0	1,109,387	645,585.96	103,358.46	.00	463,801.04	58.2%
<a href="#">97510103 512958 McAuliffe Paraprof</a>	290,720	290,720	130,363.83	21,122.85	.00	160,356.17	44.8%
<a href="#">97510104 512111 McAuliffe - Studen</a>	0	7,813	879.00	699.00	3,078.68	3,855.27	50.7%
<a href="#">97510106 512903 McAuliffe SPED Tea</a>	536,754	536,754	302,728.50	50,454.75	.00	234,025.50	56.4%
<a href="#">97510106 512958 McAuliffe SPED Par</a>	100,071	100,071	89,910.72	16,158.70	.00	10,160.28	89.8%
<a href="#">97510109 512903 McAuliffe TBE Teac</a>	54,351	54,351	12,324.56	7,702.85	.00	42,026.44	22.7%
<a href="#">97510112 544400 McAuliffe SA - Gen</a>	30,900	30,900	17,438.26	1,704.81	12,581.39	880.35	97.2%
<a href="#">97510803 512903 McAuliffe Kinderga</a>	316,449	316,449	182,567.10	30,427.85	.00	133,881.90	57.7%
<a href="#">97510903 512903 McAuliffe Pre-Scho</a>	156,296	156,296	90,171.30	15,028.55	.00	66,124.70	57.7%




FOR 2017 09

	ORIGINAL APPROP	REVISED BUDGET	YTD EXPENDED	MTD EXPENDED	ENCUMBRANCES	AVAILABLE BUDGET	PCT USED
<a href="#">97511003 512903 McAuliffe Art Teac</a>	80,035	80,035	46,174.50	7,695.75	.00	33,860.50	57.7%
<a href="#">97512603 512903 McAuliffe Phys. Ed</a>	81,341	81,341	41,160.00	6,860.00	.00	40,181.00	50.6%
<a href="#">97512803 512903 McAuliffe Music Te</a>	85,724	85,724	49,456.50	8,242.75	.00	36,267.50	57.7%
<a href="#">97512903 512903 McAuliffe Reading</a>	92,766	92,766	66,261.60	11,043.60	.00	26,504.40	71.4%
<a href="#">97536003 512904 McAuliffe Library</a>	31,696	31,696	18,286.20	3,047.70	.00	13,409.80	57.7%
<a href="#">97537075 530002 McAuliffe SA - Pro</a>	20,000	20,000	11,249.14	835.00	910.00	7,840.86	60.8%
<a href="#">97541103 512101 McAuliffe Principa</a>	114,674	114,674	74,711.28	11,411.45	.00	39,962.72	65.2%
<a href="#">97541103 512102 McAuliffe Asst. Pr</a>	99,193	96,242	61,042.24	9,537.85	.00	35,199.76	63.4%
<a href="#">97541103 512902 McAuliffe School C</a>	40,744	40,744	30,893.04	4,066.45	.00	9,850.96	75.8%
<a href="#">97547103 512960 McAuliffe Custodia</a>	140,172	140,172	103,843.73	13,512.30	.00	36,328.27	74.1%
<b>080 MURKLAND SCHOOL</b>							
<a href="#">98010103 512903 Murkland Elementar</a>	1,188,013	1,188,013	653,543.40	108,923.90	.00	534,469.60	55.0%
<a href="#">98010103 512958 Murkland Paraprofe</a>	255,797	255,797	209,917.74	35,366.00	.00	45,879.26	82.1%
<a href="#">98010106 512903 Murkland SPED Teac</a>	513,468	513,468	352,574.02	59,401.95	.00	160,893.98	68.7%
<a href="#">98010106 512958 Murkland SPED Para</a>	161,130	161,130	92,240.03	15,406.85	.00	68,889.97	57.2%
<a href="#">98010109 512903 Murkland ELL Teach</a>	133,622	133,622	64,835.77	7,559.75	.00	68,786.23	48.5%
<a href="#">98010112 544400 Murkland SA - Gene</a>	36,100	36,237	30,223.02	9,623.40	5,985.84	28.31	99.9%
<a href="#">98010803 512903 Murkland Kindergar</a>	273,770	273,770	159,301.02	26,396.25	.00	114,468.98	58.2%
<a href="#">98010903 512903 Murkland Pre-Schoo</a>	155,891	155,891	91,150.80	15,191.80	.00	64,740.20	58.5%
<a href="#">98011003 512903 Murkland Art Teach</a>	60,500	60,500	34,903.20	5,817.20	.00	25,596.80	57.7%
<a href="#">98012003 512903 Murkland Math Teac</a>	80,035	80,035	46,174.50	7,695.75	.00	33,860.50	57.7%
<a href="#">98012603 512903 Murkland Phys. Ed.</a>	80,117	80,117	46,221.30	7,703.55	.00	33,895.70	57.7%
<a href="#">98012803 512903 Murkland Music Tea</a>	82,419	82,419	47,982.00	7,997.00	.00	34,437.00	58.2%
<a href="#">98012903 512903 Murkland Reading T</a>	160,856	160,856	92,801.70	15,466.95	.00	68,054.30	57.7%
<a href="#">98013004 512111 Murkland - Student</a>	0	7,570	2,400.00	1,400.00	1,705.00	3,465.00	54.2%
<a href="#">98036003 512904 Murkland Library A</a>	28,800	28,800	16,615.50	2,769.25	.00	12,184.50	57.7%
<a href="#">98037080 530002 Murkland SA - Prof</a>	15,000	15,000	3,194.00	440.00	250.00	11,556.00	23.0%
<a href="#">98037080 530064 Murkland After Sch</a>	63,000	63,000	26,280.00	.00	.00	36,720.00	41.7%
<a href="#">98041103 512101 Murkland Principal</a>	122,537	122,537	79,863.16	12,195.65	.00	42,673.84	65.2%
<a href="#">98041103 512102 Murkland Asst. Pri</a>	102,542	99,490	63,102.72	9,859.80	.00	36,387.28	63.4%
<a href="#">98041103 512902 Murkland School Cl</a>	39,888	39,888	29,302.24	3,856.35	.00	10,585.76	73.5%
<a href="#">98047103 512960 Murkland Custodian</a>	138,882	138,882	97,819.02	8,956.67	.00	41,062.98	70.4%
<b>305 BARTLETT SCHOOL</b>							
<a href="#">98310103 512903 Bartlett Elementar</a>	583,338	508,305	259,346.40	43,224.40	.00	248,958.60	51.0%
<a href="#">98310103 512958 Bartlett Paraprofe</a>	180,944	180,944	120,952.80	20,158.80	.00	59,991.20	66.8%
<a href="#">98310603 512903 Bartlett Middle Sc</a>	367,134	367,134	271,650.95	44,895.70	.00	95,483.05	74.0%
<a href="#">98310606 512903 Bartlett SPED Teac</a>	683,972	683,972	453,224.74	80,586.44	.00	230,747.26	66.3%
<a href="#">98310606 512958 Bartlett SPED Para</a>	288,641	288,641	169,968.59	28,456.50	.00	118,672.41	58.9%




FOR 2017 09

	ORIGINAL APPROP	REVISED BUDGET	YTD EXPENDED	MTD EXPENDED	ENCUMBRANCES	AVAILABLE BUDGET	PCT USED
98310612 544400 Bartlett SA - Gene	34,065	34,194	30,303.33	3,936.17	3,888.98	2.01	100.0%
98310624 541000 Bartlett SA - Tech	8,000	8,380	1,843.15	.00	6,464.95	71.90	99.1%
98310803 512903 Bartlett Kindergar	170,047	170,047	110,140.50	18,356.75	.00	59,906.50	64.8%
98310903 512903 Bartlett Pre-Schoo	172,245	172,245	99,371.70	16,561.95	.00	72,873.30	57.7%
98311003 512903 Bartlett Art Teach	72,525	72,525	41,840.40	6,973.40	.00	30,684.60	57.7%
98311203 512903 Bartlett Computer	76,730	76,730	44,267.40	7,377.90	.00	32,462.60	57.7%
98311503 512903 Bartlett English T	201,557	201,557	95,658.00	15,943.00	.00	105,899.00	47.5%
98312003 512903 Bartlett Math Teac	192,942	134,385	77,818.65	13,210.40	.00	56,566.35	57.9%
98312603 512903 Bartlett Phys. Ed.	75,783	75,783	43,721.40	7,286.90	.00	32,061.60	57.7%
98312803 512903 Bartlett Music Tea	76,730	76,730	44,267.40	7,377.90	.00	32,462.60	57.7%
98312903 512903 Bartlett Reading T	0	75,033	43,360.15	7,286.90	.00	31,672.85	57.8%
98313003 512903 Bartlett Science T	63,451	63,451	33,782.40	5,630.40	.00	29,668.60	53.2%
98313103 512903 Bartlett Social St	75,031	75,031	20,201.02	.00	.00	54,829.98	26.9%
98335003 512105 Bartlett Guidance	83,911	83,911	50,023.77	8,068.35	.00	33,887.23	59.6%
98336003 512904 Bartlett Library A	27,969	27,969	16,135.80	2,689.30	.00	11,833.20	57.7%
98336006 541601 Bartlett SA - Libr	2,000	2,100	2,046.99	.00	53.02	.00	100.0%
98337030 530002 Bartlett SA - Prof	14,000	14,000	7,677.30	489.80	300.00	6,022.70	57.0%
98341103 512101 Bartlett Principal	113,970	113,970	74,266.08	11,342.20	.00	39,703.92	65.2%
98341103 512102 Bartlett Asst. Pri	102,391	99,344	63,009.92	9,845.30	.00	36,334.08	63.4%
98341103 512902 Bartlett School Cl	38,639	38,639	52,325.13	6,563.17	.00	-13,686.13	135.4%*
98341112 512111 STUDENT BODY ACTIV	0	7,295	.00	.00	6,254.01	1,040.99	85.7%
98347103 512960 Bartlett Custodian	182,775	182,775	117,089.88	13,383.50	.00	65,685.12	64.1%
 310 BUTLER SCHOOL							
98410603 512903 Butler Middle Scho	715,744	715,744	342,331.85	56,254.70	.00	373,412.15	47.8%
98410603 512958 Butler Paraprofess	188,387	188,387	128,345.96	22,544.33	.00	60,041.04	68.1%
98410604 541500 BASIC TEXT	0	500	.00	.00	.00	500.00	.0%
98410606 512903 Butler SPED Teache	607,332	607,332	367,612.12	59,432.70	.00	239,719.88	60.5%
98410606 512958 Butler SPED Parapr	136,938	136,938	61,364.89	8,117.50	.00	75,573.11	44.8%
98410609 512903 Butler ELL Teacher	295,879	295,879	167,958.60	27,993.10	.00	127,920.40	56.8%
98410612 544400 Butler SA - Genera	30,000	30,040	20,696.39	4,133.48	8,297.51	1,046.47	96.5%
98410624 541000 Butler SA - Techno	6,500	6,500	2,756.00	2,756.00	2,882.70	861.30	86.7%
98411003 512903 Butler Art Teacher	158,983	158,983	81,595.96	13,599.30	.00	77,387.04	51.3%
98411503 512903 Butler English Tea	206,303	206,303	145,628.70	24,271.45	.00	60,674.30	70.6%
98412003 512903 Butler Math Teache	305,170	305,170	287,734.19	49,843.50	.00	17,435.81	94.3%
98412603 512903 Butler Phys. Ed. T	157,244	157,244	101,516.70	16,919.45	.00	55,727.30	64.6%
98412803 512903 Butler Music Teach	236,208	236,208	103,183.52	22,712.25	.00	133,024.48	43.7%
98413003 512903 Butler Science Tea	161,661	161,661	93,266.10	15,544.35	.00	68,394.90	57.7%
98413103 512903 Butler Social Stud	128,405	128,405	73,390.50	12,231.75	.00	55,014.50	57.2%
98435003 512105 Butler Guidance Co	80,941	80,941	27,416.48	.00	.00	53,524.52	33.9%
98436003 512904 Butler Library Aid	20,824	20,824	5,883.94	2,840.76	.00	14,940.06	28.3%
98437031 530002 Butler SA - Prof.	22,130	22,130	9,529.33	1,488.75	.00	12,600.67	43.1%




FOR 2017 09

	ORIGINAL APPROP	REVISED BUDGET	YTD EXPENDED	MTD EXPENDED	ENCUMBRANCES	AVAILABLE BUDGET	PCT USED
<a href="#">98441103 512101 Butler Principal</a>	109,813	109,813	71,609.56	10,931.65	.00	38,203.44	65.2%
<a href="#">98441103 512102 Butler Asst. Princ</a>	111,265	107,952	68,471.36	10,698.65	.00	39,480.64	63.4%
<a href="#">98441103 512902 Butler School Cler</a>	38,639	38,639	24,189.64	3,622.35	.00	14,449.36	62.6%
<a href="#">98441112 512111 STUDENT BODY ACTIV</a>	0	6,809	828.75	.00	.00	5,980.25	12.2%
<a href="#">98447103 512960 Butler Custodian</a>	182,775	182,775	132,074.80	17,925.10	.00	50,700.20	72.3%
<b>315 DALEY SCHOOL</b>							
<a href="#">98510603 512903 Daley Middle Schoo</a>	961,067	961,067	474,141.30	79,023.55	.00	486,925.70	49.3%
<a href="#">98510603 512958 Daley Paraprofessi</a>	133,990	133,990	88,384.91	15,293.00	.00	45,605.09	66.0%
<a href="#">98510606 512903 Daley SPED Teacher</a>	863,241	863,241	470,761.99	83,197.49	.00	392,479.01	54.5%
<a href="#">98510606 512958 Daley SPED Parapro</a>	266,969	266,969	203,869.59	34,880.25	.00	63,099.41	76.4%
<a href="#">98510609 512903 Daley ELL Teacher</a>	128,959	128,959	94,149.60	15,691.60	.00	34,809.40	73.0%
<a href="#">98510612 544400 Daley SA - General</a>	42,000	42,154	31,282.61	8,300.58	10,846.99	24.36	99.9%
<a href="#">98510615 541600 Daley SA - Textboo</a>	3,360	3,360	.00	.00	2,572.39	787.61	76.6%
<a href="#">98510624 541000 Daley SA - Technol</a>	5,000	5,000	1,824.07	.00	3,161.80	14.13	99.7%
<a href="#">98511003 512903 Daley Art Teacher</a>	75,783	75,783	43,721.40	7,286.90	.00	32,061.60	57.7%
<a href="#">98511203 512903 Daley Computer Tea</a>	79,373	79,373	45,792.30	7,632.05	.00	33,580.70	57.7%
<a href="#">98511503 512903 Daley English Teac</a>	238,391	238,391	137,533.50	22,922.25	.00	100,857.50	57.7%
<a href="#">98511903 512903 Daley Tech. Ed. Te</a>	81,265	81,265	12,502.24	7,813.90	.00	68,762.76	15.4%
<a href="#">98512003 512903 Daley Math Teacher</a>	455,616	455,616	324,421.81	45,900.30	.00	131,194.19	71.2%
<a href="#">98512603 512903 Daley Phys. Ed. Te</a>	240,066	240,066	138,501.00	23,083.50	.00	101,565.00	57.7%
<a href="#">98512803 512903 Daley Music Teache</a>	170,744	170,744	63,636.86	16,417.70	.00	107,107.14	37.3%
<a href="#">98513003 512903 Daley Science Teac</a>	242,352	242,352	139,818.30	23,303.05	.00	102,533.70	57.7%
<a href="#">98513103 512903 Daley Social Studi</a>	303,029	303,029	150,863.10	25,143.85	.00	152,165.90	49.8%
<a href="#">98535003 512105 Daley Guidance Cou</a>	88,623	88,623	52,832.68	8,521.40	.00	35,790.32	59.6%
<a href="#">98536003 512904 Daley Library Aide</a>	21,422	21,422	12,359.42	2,059.90	.00	9,062.58	57.7%
<a href="#">98536006 541601 Daley SA - Library</a>	4,000	4,000	1,053.74	.00	2,924.80	21.46	99.5%
<a href="#">98537031 530002 Daley SA - Prof. D</a>	20,000	20,000	12,661.25	1,406.25	225.00	7,113.75	64.4%
<a href="#">98541103 512101 Daley Principal</a>	122,950	122,950	80,111.20	12,235.50	.00	42,838.80	65.2%
<a href="#">98541103 512102 Daley Asst. Princi</a>	110,158	106,878	67,789.12	10,592.05	.00	39,088.88	63.4%
<a href="#">98541103 512902 Daley School Clerk</a>	40,744	40,744	31,067.68	4,066.45	.00	9,676.32	76.3%
<a href="#">98541112 512111 STUDENT BODY ACTIV</a>	0	8,369	660.00	.00	.00	7,709.00	7.9%
<a href="#">98547103 512960 Daley Custodian</a>	178,323	178,323	167,475.05	21,637.40	.00	10,847.95	93.9%
<b>330 ROBINSON SCHOOL</b>							
<a href="#">98610603 512903 Robinson Middle Sc</a>	1,143,734	1,143,734	399,328.98	71,430.70	.00	744,405.02	34.9%
<a href="#">98610603 512958 Robinson Paraprofe</a>	156,765	156,765	109,085.45	19,046.45	.00	47,679.55	69.6%
<a href="#">98610606 512903 Robinson SPED Teac</a>	593,343	593,343	446,278.92	75,438.45	.00	147,064.08	75.2%
<a href="#">98610606 512958 Robinson SPED Para</a>	131,110	131,110	81,032.10	13,505.35	.00	50,077.90	61.8%
<a href="#">98610609 512903 Robinson ELL Teach</a>	210,164	210,164	182,007.60	30,334.60	.00	28,156.40	86.6%




FOR 2017 09

	ORIGINAL APPROP	REVISED BUDGET	YTD EXPENDED	MTD EXPENDED	ENCUMBRANCES	AVAILABLE BUDGET	PCT USED
<a href="#">98610612 544400 Robinson SA - Gene</a>	36,880	36,880	34,208.45	169.30	2,645.78	25.77	99.9%
<a href="#">98610624 541000 Robinson SA - Tech</a>	15,000	15,000	13,656.40	11,450.00	1,315.86	27.74	99.8%
<a href="#">98611003 512903 Robinson Art Teach</a>	76,730	76,730	44,267.40	7,377.90	.00	32,462.60	57.7%
<a href="#">98611203 512903 Robinson Computer</a>	0	0	27,374.16	.00	.00	-27,374.16	100.0%*
<a href="#">98611503 512903 Robinson English T</a>	526,128	526,128	370,787.74	61,797.95	.00	155,340.26	70.5%
<a href="#">98612003 512903 Robinson Math Teac</a>	575,673	575,673	308,875.44	57,537.35	.00	266,797.56	53.7%
<a href="#">98612603 512903 Robinson Phys. Ed.</a>	238,100	238,100	93,480.60	15,580.10	.00	144,619.40	39.3%
<a href="#">98612803 512903 Robinson Music Tea</a>	80,514	80,514	46,451.10	7,741.85	.00	34,062.90	57.7%
<a href="#">98613003 512903 Robinson Science T</a>	141,594	141,594	111,019.20	18,503.20	.00	30,574.80	78.4%
<a href="#">98613103 512903 Robinson Social St</a>	57,551	57,551	63,703.98	5,735.95	.00	-6,152.98	110.7%*
<a href="#">98635003 512105 Robinson Guidance</a>	85,401	85,401	50,911.92	8,211.60	.00	34,489.08	59.6%
<a href="#">98636003 512904 Robinson Library A</a>	27,968	27,968	19,977.38	3,329.56	.00	7,990.62	71.4%
<a href="#">98637033 530002 Robinson SA - Prof</a>	15,000	15,000	6,485.37	1,825.00	225.00	8,289.63	44.7%
<a href="#">98641103 512101 Robinson Principal</a>	110,533	110,533	72,046.64	11,001.35	.00	38,486.36	65.2%
<a href="#">98641103 512102 Robinson Asst. Pri</a>	108,703	105,467	66,894.40	10,452.25	.00	38,572.60	63.4%
<a href="#">98641103 512902 Robinson School Cl</a>	40,744	40,744	31,067.68	4,066.45	.00	9,676.32	76.3%
<a href="#">98641112 512111 STUDENT BODY ACTIV</a>	0	7,750	1,943.86	.00	198.00	5,608.14	27.6%
<a href="#">98647103 512960 Robinson Custodian</a>	181,485	181,485	122,276.45	17,124.95	.00	59,208.55	67.4%
<hr/> 335 ROGERS SCHOOL							
<a href="#">98710603 512903 Rogers Middle Scho</a>	110,000	110,000	29,656.20	4,942.70	.00	80,343.80	27.0%
<a href="#">98710603 512958 Rogers Paraprofess</a>	325,924	325,924	220,950.30	36,825.05	.00	104,973.70	67.8%
<a href="#">98710605 512111 STUDENT BODY ACTIV</a>	0	8,378	8,315.45	381.84	.00	62.81	99.3%
<a href="#">98710606 512903 Rogers SPED Teache</a>	482,126	482,126	299,924.40	49,987.40	.00	182,201.60	62.2%
<a href="#">98710606 512958 Rogers SPED Parapr</a>	260,663	260,663	126,323.35	21,596.65	.00	134,339.65	48.5%
<a href="#">98710609 512903 Rogers ELL Teacher</a>	171,107	171,107	101,809.80	17,335.15	.00	69,297.20	59.5%
<a href="#">98710612 544400 Rogers SA - Genera</a>	40,000	40,000	18,159.47	2,769.82	21,840.40	.13	100.0%
<a href="#">98710617 512903 Rogers Pre-School</a>	176,355	176,355	49,456.50	8,242.75	.00	126,898.50	28.0%
<a href="#">98710619 512903 Rogers Elementary</a>	1,024,204	1,024,204	814,913.34	131,213.30	.00	209,290.66	79.6%
<a href="#">98710620 512903 Rogers Kindergarte</a>	283,814	283,814	175,686.30	29,281.05	.00	108,127.70	61.9%
<a href="#">98711003 512903 Rogers Art Teacher</a>	63,451	63,451	39,032.10	6,505.35	.00	24,418.90	61.5%
<a href="#">98712003 512903 Rogers Math Teache</a>	0	0	1,596.90	.00	.00	-1,596.90	100.0%*
<a href="#">98712603 512903 Rogers Phys. Ed Te</a>	86,823	86,823	62,016.60	10,336.10	.00	24,806.40	71.4%
<a href="#">98712803 512903 Rogers Music Teach</a>	86,823	86,823	50,090.10	8,348.35	.00	36,732.90	57.7%
<a href="#">98713003 512903 Rogers Science Tea</a>	78,622	78,622	45,358.50	7,559.75	.00	33,263.50	57.7%
<a href="#">98736003 512904 Rogers Library Aid</a>	20,824	20,824	.00	.00	.00	20,824.00	.0%
<a href="#">98737033 530002 Rogers SA - Prof.</a>	15,000	15,000	7,934.00	1,430.00	1,778.40	5,287.60	64.7%
<a href="#">98741103 512101 Rogers Principal</a>	118,818	118,818	77,439.20	11,825.50	.00	41,378.80	65.2%
<a href="#">98741103 512102 Rogers Asst. Princ</a>	111,860	108,529	68,836.80	10,755.75	.00	39,692.20	63.4%
<a href="#">98741103 512902 Rogers School Cler</a>	37,387	37,387	29,307.70	3,856.35	.00	8,079.30	78.4%
<a href="#">98747103 512960 Rogers Custodian</a>	137,592	137,592	94,444.42	13,366.62	.00	43,147.58	68.6%
<hr/> 340 SULLIVAN SCHOOL							
<a href="#">98810603 512903 Sullivan Middle Sc</a>	891,216	891,216	457,030.84	76,042.45	.00	434,185.16	51.3%



FOR 2017 09


	ORIGINAL APPROP	REVISED BUDGET	YTD EXPENDED	MTD EXPENDED	ENCUMBRANCES	AVAILABLE BUDGET	PCT USED
<a href="#">98810603 512958 Sullivan Paraprofe</a>	205,316	205,316	125,064.45	20,244.97	.00	80,251.55	60.9%
<a href="#">98810606 512903 Sullivan SPED Teac</a>	733,645	733,645	443,197.68	69,852.80	.00	290,447.32	60.4%
<a href="#">98810606 512958 Sullivan SPED Para</a>	137,649	137,649	78,622.09	15,517.67	.00	59,026.91	57.1%
<a href="#">98810609 512903 Sullivan ELL Teach</a>	305,867	305,867	196,614.71	26,784.90	.00	109,252.29	64.3%
<a href="#">98810612 544400 Sullivan SA - Gene</a>	71,170	57,258	34,736.80	5,738.17	10,698.08	11,823.02	79.4%
<a href="#">98810615 541600 Sullivan SA - Text</a>	0	159	158.56	.00	.00	.00	100.0%
<a href="#">98810624 541000 Sullivan SA - Tech</a>	0	9,000	.00	.00	.00	9,000.00	.0%
<a href="#">98811003 512903 Sullivan Art Teach</a>	157,573	157,573	90,907.50	15,151.25	.00	66,665.50	57.7%
<a href="#">98811503 512903 Sullivan English T</a>	540,878	540,878	356,241.49	55,692.56	.00	184,636.51	65.9%
<a href="#">98811903 512903 Sullivan Tech. Ed.</a>	51,900	51,900	29,941.80	4,990.30	.00	21,958.20	57.7%
<a href="#">98812003 512903 Sullivan Math Teac</a>	458,002	458,002	243,764.68	31,627.73	.00	214,237.32	53.2%
<a href="#">98812603 512903 Sullivan Phys. Ed.</a>	163,856	163,856	94,532.40	15,755.40	.00	69,323.60	57.7%
<a href="#">98812803 512903 Sullivan Music Tea</a>	136,173	136,173	86,261.84	20,971.15	.00	49,911.16	63.3%
<a href="#">98813003 512903 Sullivan Science T</a>	229,724	229,724	54,807.30	9,134.55	.00	174,916.70	23.9%
<a href="#">98813103 512903 Sullivan Social St</a>	143,127	143,127	82,573.20	13,762.20	.00	60,553.80	57.7%
<a href="#">98835003 512105 Sullivan Guidance</a>	90,440	90,440	53,916.75	8,696.25	.00	36,523.25	59.6%
<a href="#">98836003 512904 Sullivan Library A</a>	31,098	31,098	17,941.19	2,990.20	.00	13,156.81	57.7%
<a href="#">98837034 530002 Sullivan SA - Prof</a>	0	9,200	4,053.55	210.00	.00	5,146.45	44.1%
<a href="#">98841103 512101 Sullivan Principal</a>	114,937	114,937	74,917.08	11,439.70	.00	40,019.92	65.2%
<a href="#">98841103 512102 Sullivan Asst. Pri</a>	113,162	109,792	68,953.60	10,774.00	.00	40,838.40	62.8%
<a href="#">98841103 512902 Sullivan School Cl</a>	39,888	39,888	30,414.84	3,981.00	.00	9,473.16	76.3%
<a href="#">98841112 512111 STUDENT BODY ACTIV</a>	0	8,208	.00	.00	.00	8,208.00	.0%
<a href="#">98847103 512903 Sullivan Custodial</a>	182,775	0	.00	.00	.00	.00	.0%
<a href="#">98847103 512960 Sullivan Custodian</a>	0	182,775	137,490.17	17,608.64	.00	45,284.83	75.2%
<hr/>							
345 WANG SCHOOL							
<a href="#">98910603 512903 Wang Middle School</a>	1,052,569	1,052,569	545,344.80	90,890.80	.00	507,224.20	51.8%
<a href="#">98910603 512958 Wang Paraprofessio</a>	80,658	80,658	50,667.60	8,444.60	.00	29,990.40	62.8%
<a href="#">98910606 512903 Wang SPED Teacher</a>	614,828	614,828	357,579.60	55,420.90	.00	257,248.40	58.2%
<a href="#">98910606 512958 Wang SPED Paraprof</a>	109,808	109,808	85,120.20	14,186.70	.00	24,687.80	77.5%
<a href="#">98910609 512903 Wang ELL Teacher</a>	291,016	291,016	168,327.30	28,054.55	.00	122,688.70	57.8%
<a href="#">98910612 544400 Wang SA - General</a>	45,000	45,000	41,760.64	183.19	3,189.79	49.57	99.9%
<a href="#">98910615 541600 Wang Textbooks</a>	5,000	5,000	3,210.64	1,071.00	295.32	1,494.04	70.1%
<a href="#">98910624 541000 Wang SA - Technolo</a>	5,000	5,000	4,701.50	.00	.00	298.50	94.0%
<a href="#">98911003 512903 Wang Art Teacher</a>	126,344	126,344	75,375.30	12,562.55	.00	50,968.70	59.7%
<a href="#">98911203 512903 Wang Computer Teac</a>	86,823	86,823	35,976.31	.00	.00	50,846.69	41.4%
<a href="#">98911503 512903 Wang English Teach</a>	303,253	303,253	208,510.20	34,751.70	.00	94,742.80	68.8%
<a href="#">98912003 512903 Wang Math Teacher</a>	445,711	445,711	286,991.08	50,620.35	.00	158,719.92	64.4%
<a href="#">98912603 512903 Wang Phys. Ed. Tea</a>	155,681	155,681	100,719.30	16,786.55	.00	54,961.70	64.7%
<a href="#">98912803 512903 Wang Music Teacher</a>	144,857	144,857	87,191.40	14,531.90	.00	57,665.60	60.2%
<a href="#">98913003 512903 Wang Science Teach</a>	219,724	219,724	124,857.60	20,809.60	.00	94,866.40	56.8%
<a href="#">98913103 512903 Wang Social Studie</a>	202,580	202,580	116,873.10	19,478.85	.00	85,706.90	57.7%






FOR 2017 09

	ORIGINAL APPROP	REVISED BUDGET	YTD EXPENDED	MTD EXPENDED	ENCUMBRANCES	AVAILABLE BUDGET	PCT USED
<a href="#">98935003 512105 Wang Guidance Coun</a>	80,941	80,941	48,253.05	7,782.75	.00	32,687.95	59.6%
<a href="#">98936003 512904 Wang Library Aide</a>	27,968	27,968	16,135.80	2,689.30	.00	11,832.20	57.7%
<a href="#">98936006 541601 Wang SA - Library/</a>	1,500	1,500	586.70	.00	478.50	434.80	71.0%
<a href="#">98937034 530002 Wang SA - Prof. De</a>	15,880	16,000	16,211.36	512.50	.00	-211.36	101.3%*
<a href="#">98941103 512101 Wang Principal</a>	126,666	126,666	82,462.72	12,601.05	.00	44,203.28	65.1%
<a href="#">98941103 512102 Wang Asst. Princip</a>	105,699	102,553	65,045.76	10,163.40	.00	37,507.24	63.4%
<a href="#">98941103 512902 Wang School Clerk</a>	39,884	39,884	30,414.84	3,981.00	.00	9,469.16	76.3%
<a href="#">98941104 541500 BASIC TEXT</a>	0	500	.00	.00	381.66	118.34	76.3%
<a href="#">98941112 512111 STUDENT BODY ACTIV</a>	0	8,591	6,997.50	1,235.00	1,137.23	456.27	94.7%
<a href="#">98947103 512960 Wang Custodian</a>	181,955	181,955	147,501.22	21,500.39	.00	34,453.78	81.1%
<b>505 LOWELL HIGH SCHOOL</b>							
<a href="#">99010703 512958 LHS Paraprofession</a>	33,289	0	.00	.00	.00	.00	.0%
<a href="#">99010706 512106 LHS Headmaster</a>	135,929	135,929	105,987.33	13,727.50	.00	29,941.67	78.0%
<a href="#">99010706 512108 LHS Housemaster</a>	435,551	435,551	269,197.76	42,062.15	.00	166,353.24	61.8%
<a href="#">99010707 512914 LHS Discipline &amp; O</a>	99,329	99,329	72,239.36	11,287.40	.00	27,089.64	72.7%
<a href="#">99010708 512112 LHS - Coor. of Stu</a>	115,903	115,903	85,050.90	11,144.45	.00	30,852.10	73.4%
<a href="#">99010709 512903 LHS R.O.T.C. Teach</a>	239,922	239,922	162,671.61	20,875.22	.00	77,250.39	67.8%
<a href="#">99010712 512903 LHS SPED Teacher</a>	2,146,797	2,146,797	1,250,531.83	208,731.55	.00	896,265.17	58.3%
<a href="#">99010712 512958 LHS SPED Paraprofe</a>	653,649	653,649	363,680.83	59,718.75	.00	289,968.17	55.6%
<a href="#">99010718 524006 LHS SA - Rental of</a>	18,000	18,000	.00	.00	.00	18,000.00	.0%
<a href="#">99010718 544400 LHS SA - General S</a>	110,740	126,834	83,606.09	4,694.49	13,248.31	29,979.60	76.4%
<a href="#">99010719 512903 LHS ELL Teacher</a>	1,150,288	1,150,288	690,373.20	115,062.20	.00	459,914.80	60.0%
<a href="#">99010721 541600 LHS SA - Textbooks</a>	0	111,459	103,623.54	149.61	7,835.38	.25	100.0%
<a href="#">99010724 541600 TEXTBOOK EXPENDITU</a>	110,000	0	.00	.00	.00	.00	.0%
<a href="#">99011003 512109 LHS Academic Chair</a>	114,441	114,441	70,424.96	11,003.90	.00	44,016.04	61.5%
<a href="#">99011006 512903 LHS Art Teacher</a>	316,368	316,368	173,450.80	29,149.05	.00	142,917.20	54.8%
<a href="#">99011206 512917 LHS Technology Sup</a>	0	0	6,637.44	.00	.00	-6,637.44	100.0%*
<a href="#">99011207 512917 LHS Computer Repai</a>	89,219	89,219	63,317.16	9,015.50	.00	25,901.84	71.0%
<a href="#">99011503 512109 LHS Academic Chair</a>	109,294	109,294	67,258.24	10,509.10	.00	42,035.76	61.5%
<a href="#">99011506 512903 LHS English Teache</a>	2,086,630	2,086,630	1,255,883.80	209,021.55	.00	830,746.20	60.2%
<a href="#">99011603 512109 LHS Academic Chair</a>	107,478	107,478	66,140.16	10,334.40	.00	41,337.84	61.5%
<a href="#">99011606 512903 LHS Foreign Langua</a>	1,342,819	1,342,819	814,205.40	135,700.90	.00	528,613.60	60.6%
<a href="#">99012003 512109 LHS Academic Chair</a>	102,766	102,766	63,241.28	9,881.45	.00	39,524.72	61.5%
<a href="#">99012006 512903 LHS Math Teacher</a>	2,008,078	2,008,078	1,198,266.77	200,861.10	.00	809,811.23	59.7%
<a href="#">99012603 512109 LHS Academic Chair</a>	56,315	56,315	56,315.00	.00	.00	.00	100.0%
<a href="#">99012606 512903 LHS Phys. Ed. Teac</a>	1,216,073	1,216,073	735,685.30	123,040.40	.00	480,387.70	60.5%
<a href="#">99012706 512903 LHS Business Teach</a>	379,637	379,637	173,229.00	28,871.50	.00	206,408.00	45.6%
<a href="#">99012806 512110 Instrumental Band</a>	7,500	7,500	.00	.00	.00	7,500.00	.0%
<a href="#">99012806 512903 LHS Music Teacher</a>	241,143	241,143	144,654.09	29,720.09	.00	96,488.91	60.0%
<a href="#">99013003 512109 LHS Academic Chair</a>	109,294	109,294	67,258.24	10,509.10	.00	42,035.76	61.5%
<a href="#">99013006 512903 LHS Science Teache</a>	2,134,559	2,134,559	1,228,402.41	203,780.48	.00	906,156.59	57.5%



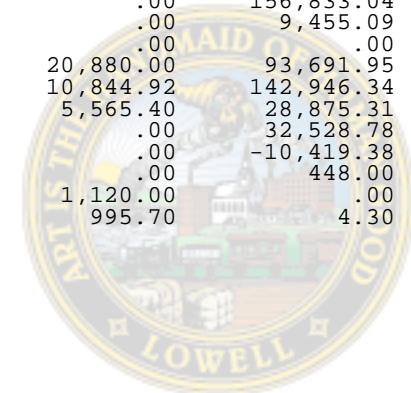
FOR 2017 09

	ORIGINAL APPROP	REVISED BUDGET	YTD EXPENDED	MTD EXPENDED	ENCUMBRANCES	AVAILABLE BUDGET	PCT USED
99013103 512109 LHS Academic Chair	105,256	105,256	64,773.12	10,120.80	.00	40,482.88	61.5%
99013106 512903 LHS Social Studies	2,005,374	2,005,374	1,162,558.80	193,759.80	.00	842,815.20	58.0%
99013203 512903 LHS Culinary Arts	164,351	164,351	95,520.60	15,920.10	.00	68,830.40	58.1%
99013403 512903 LHS Dance Teacher	125,695	125,695	82,475.82	13,880.07	.00	43,219.18	65.6%
99020103 512109 LHS Academic Chair	111,512	111,512	68,623.04	10,722.35	.00	42,888.96	61.5%
99028004 512903 LHS In-House Suspe	129,408	129,408	78,298.76	13,049.80	.00	51,109.24	60.5%
99028005 541500 BASIC TEXT	0	2,500	.00	.00	.00	2,500.00	.0%
99028104 512135 LHS Social Worker	0	0	215,631.12	35,398.85	.00	-215,631.12	100.0%*
99030306 512112 LHS Student Supt S	94,013	94,013	57,854.08	9,039.70	.00	36,158.92	61.5%
99030306 512968 LHS Freshman Acade	107,936	107,936	66,421.76	10,378.40	.00	41,514.24	61.5%
99030502 512111 LHS Student Activi	144,951	144,951	90,216.64	.00	.00	54,734.36	62.2%
99030502 512122 LHS Student Activi	76,730	76,730	44,267.40	7,377.90	.00	32,462.60	57.7%
99030504 544400 LHS Student Activi	35,000	35,310	24,324.45	5,559.72	6,796.50	4,189.43	88.1%
99030510 541000 LHS SA - Technolog	81,000	81,000	46,185.23	3,042.32	34,813.59	1.18	100.0%
99031003 512113 LHS Coaches - Inte	455,522	455,522	331,737.63	50,267.12	.00	123,784.37	72.8%
99031003 512114 LHS Coaches - Intr	65,570	65,570	37,524.40	3,277.50	1,750.00	26,295.60	59.9%
99031003 512115 LHS Administrator	56,315	56,315	23,690.48	10,498.90	.00	32,624.52	42.1%
99031005 530000 LHS Athletics - Co	83,500	83,500	58,450.00	8,350.00	25,050.00	.00	100.0%
99031006 530002 LHS Athletics - Co	30,000	31,287	29,286.80	2,000.00	2,000.00	.00	100.0%
99031009 544400 LHS Athletics - Su	172,840	173,790	89,343.79	27,836.27	50,016.47	34,429.74	80.2%
99031012 577615 LHS Athletics - Tr	130,000	130,000	78,446.50	30,818.00	20,553.50	31,000.00	76.2%
99032003 512903 LHS Video Producti	72,525	72,525	41,840.40	6,973.40	.00	30,684.60	57.7%
99032006 512912 LHS TV Assoc Produ	0	0	28,296.66	.00	.00	-28,296.66	100.0%*
99032006 512967 LHS Video Producti	96,638	96,638	70,913.98	9,292.05	.00	25,724.02	73.4%
99033007 512124 LHS Director of Cu	110,523	110,523	81,103.44	10,627.20	.00	29,419.56	73.4%
99035003 512105 LHS Guidance Couns	1,290,163	1,290,163	797,077.68	131,690.90	.00	493,085.32	61.8%
99035006 512902 LHS Guidance Clerk	212,423	212,423	155,802.11	20,420.00	.00	56,620.89	73.3%
99035009 544400 LHS Guidance - Sup	8,000	8,000	787.71	-104.00	36.00	7,176.29	10.3%
99036003 512103 LHS Library Media	86,072	86,072	49,656.60	8,276.10	.00	36,415.40	57.7%
99036006 512904 LHS Library Aide	58,469	58,469	37,573.62	6,262.27	.00	20,895.38	64.3%
99037006 512903 LHS Lead Teacher S	18,000	18,000	10,800.00	.00	.00	7,200.00	60.0%
99037050 530002 LHS SA - Prof. Dev	25,000	25,000	20,746.94	1,757.39	100.00	4,153.06	83.4%
99041006 512207 LHS Bursar/Fin. Sp	46,348	46,348	34,047.66	4,456.50	.00	12,300.34	73.5%
99041103 512902 LHS School Clerk	460,943	460,943	384,669.10	51,003.73	.00	76,273.90	83.5%
99041205 512970 LHS Student Data A	78,626	78,626	57,760.01	7,560.21	.00	20,865.99	73.5%
99041207 512921 LHS Computer Netwo	67,469	67,469	49,888.76	6,487.35	.00	17,580.24	73.9%
99041403 512915 LHS Security Guard	338,563	338,563	242,293.47	31,140.47	.00	96,269.53	71.6%
99047103 512959 LHS H.V.A.C. Techn	54,592	54,592	42,393.62	5,249.20	.00	12,198.38	77.7%
99047103 512960 LHS Custodian	41,878	41,878	646,265.52	84,350.90	.00	-604,387.52	1543.2%*
99310301 512907 Sick Leave Buy Bac	1,125,000	1,125,000	307,379.57	61,838.63	.00	817,620.43	27.3%
99310301 514800 Longevity - System	50,000	50,000	32,121.82	1,262.81	.00	17,878.18	64.2%
99328102 570703 Dual Enrollment Pr	45,000	45,000	45,000.00	.00	.00	.00	100.0%
705 MCHUGH/BRADY ALTERNATIVE SCH							
99210603 512903 PROF STAFF/ TEACHE	51,584	51,584	37,696.00	4,960.00	.00	13,888.00	73.1%




FOR 2017 09

	ORIGINAL APPROP	REVISED BUDGET	YTD EXPENDED	MTD EXPENDED	ENCUMBRANCES	AVAILABLE BUDGET	PCT USED
99210609 512110 SCHOOLCOORDINATORS	90,637	90,637	66,234.76	8,715.10	.00	24,402.24	73.1%
99210618 541600 Brady/McHugh - Tex	15,000	14,200	6,646.15	1,082.64	3,934.23	3,619.62	74.5%
99211503 512903 McHugh English Tea	101,776	101,776	74,374.74	9,786.15	.00	27,401.26	73.1%
99212003 512903 McHugh Math Teache	46,990	46,990	34,338.70	4,518.25	.00	12,651.30	73.1%
99213003 512903 McHugh Science Tea	48,014	48,014	35,087.30	4,616.75	.00	12,926.70	73.1%
99213103 512903 McHugh Social Stud	59,045	59,045	31,796.60	4,353.20	.00	27,248.40	53.9%
99228103 512135 SOCIAL WORKER	129,244	129,244	87,231.67	12,427.30	.00	42,012.33	67.5%
99237070 512903 SW PROF STAFF/CLAS	0	22,262	18,878.56	2,590.60	.00	3,383.44	84.8%
99237070 530002 Brady/McHugh - Pro	0	800	.00	.00	.00	800.00	.0%
99241103 512902 NONINSTRUCT/SEC&CL	57,560	57,560	42,062.96	5,534.60	.00	15,497.04	73.1%
99241106 512111 STUDENT BODY ACTIV	0	100	.00	.00	.00	100.00	.0%
99247103 512903 McHugh Brady Custo	22,262	0	.00	.00	.00	.00	.0%
99247103 512960 Riverside Custodia	44,151	44,151	33,682.76	4,245.25	.00	10,468.24	76.3%
<b>805 SYSTEMWIDE SCHOOLS</b>							
99010006 577724 Testing & Evaluati	1,000	1,000	.00	.00	.00	1,000.00	.0%
99300003 577771 School Committee S	179,920	179,920	.00	.00	.00	179,920.00	.0%
99300004 512110 Coordinator of Res	107,947	107,947	78,782.12	10,379.40	.00	29,164.88	73.0%
99300004 512972 Director of Altern	109,572	109,572	83,470.82	10,925.50	.00	26,101.18	76.2%
99305100 511000 Deputy Supt. Diffe	5,000	0	.00	.00	.00	.00	.0%
99305120 544400 Supplies - Mathema	58,000	58,002	57,997.94	.00	.00	4.44	100.0%
99310004 544400 Supplies & Textboo	480,000	483,663	400,482.96	1,791.27	8,486.59	74,693.78	84.6%
99310008 512918 Teacher Acad. Ment	30,600	30,600	11,500.00	700.00	.00	19,100.00	37.6%
99310008 512963 Teacher Acad. Ment	142,000	142,000	70,950.00	.00	2,250.00	68,800.00	51.5%
99310008 518300 Teacher Acad. Inst	65,000	65,000	33,100.00	.00	3,928.00	27,972.00	57.0%
99310008 571801 Teacher Acad. Ince	75,000	75,000	73,200.00	.00	.00	1,800.00	97.6%
99310103 512401 Day-to-Day Substit	1,200,000	1,200,000	747,762.32	104,635.00	.00	452,237.68	62.3%
99310103 512402 Long Term Substitu	700,000	700,000	488,680.19	138,331.35	.00	211,319.81	69.8%
99310203 511000 School Resource Of	263,594	263,594	190,686.18	24,958.93	.00	72,907.82	72.3%
99310303 530103 Pre-Employment Phy	30,000	30,000	19,688.75	3,695.00	7,111.25	3,200.00	89.3%
99311202 512917 District Webmaster	59,979	59,979	44,061.14	5,767.17	.00	15,917.86	73.5%
99311203 512112 Tech. Instr. Supor	298,424	298,424	141,590.96	32,485.90	.00	156,833.04	47.4%
99311203 512120 Director of Techno	103,599	103,599	94,143.91	8,653.85	.00	9,455.09	90.9%
99311204 530002 Instructional Tech	773,165	773,165	773,165.00	.00	.00	.00	100.0%
99311204 540900 Instructional Tech	125,000	1,165,000	1,050,428.05	.00	20,880.00	93,691.95	92.0%
99311204 541000 Instructional Tech	200,000	566,433	412,642.10	13,152.28	10,844.92	142,946.34	74.8%
99311206 530002 Instructional Tech	50,000	77,705	43,264.48	1,430.80	5,565.40	28,875.31	62.8%
99312003 512110 Coordinator of Mat	103,922	103,922	71,393.22	10,099.40	.00	32,528.78	68.7%
99312005 512110 Coordinator of Mat	0	0	10,419.38	.00	.00	-10,419.38	100.0%*
99312603 544400 LHS R.O.T.C. Suppl	1,000	1,000	552.00	552.00	.00	448.00	55.2%
99312606 577615 LHS R.O.T.C. Trans	3,000	3,000	1,880.00	.00	1,120.00	.00	100.0%
99312606 577730 LHS R.O.T.C. Equip	1,000	1,000	.00	.00	995.70	4.30	99.6%




FOR 2017 09

	ORIGINAL APPROP	REVISED BUDGET	YTD EXPENDED	MTD EXPENDED	ENCUMBRANCES	AVAILABLE BUDGET	PCT USED
99312804 541500 Supplies - Instrum	5,000	5,000	.00	.00	4,573.00	427.00	91.5%
99312804 542000 Instrumental Music	54,300	56,574	35,745.49	15,162.10	19,138.40	1,690.03	97.0%
99312805 512903 Instrumental Music	1,500	0	101,222.22	.00	.00	-101,222.22	100.0%*
99312808 530112 Band Camp - LHS	1,800	1,800	1,800.00	.00	.00	.00	100.0%
99312808 530115 Boston Lyric Opera	16,000	16,000	10,202.00	10,202.00	5,700.00	98.00	99.4%
99312808 539900 Monday Night Band	10,500	10,500	4,530.00	.00	.00	5,970.00	43.1%
99312904 512119 Coordinator of Lit	99,209	99,209	72,800.53	9,539.25	.00	26,408.47	73.4%
99312906 544400 Supplies - Reading	5,000	5,000	3,744.96	.00	.00	1,255.04	74.9%
99313005 512146 Coordinator of Sci	106,144	106,144	77,889.72	10,206.10	.00	28,254.28	73.4%
99313103 577760 Field Trip Admissi	45,390	45,390	.00	.00	42,090.00	3,300.00	92.7%
99320103 512133 Director of Specia	123,504	123,504	90,867.52	12,113.65	.00	32,636.48	73.6%
99320104 511000 School Nurses - Sp	140,068	140,068	75,745.76	12,506.45	.00	64,322.24	54.1%
99320106 512104 Board Cert. Behavi	594,466	594,466	356,121.76	71,306.60	.00	238,344.24	59.9%
99320106 512130 Occupational Thera	814,661	814,661	482,091.30	80,348.55	.00	332,569.70	59.2%
99320106 512136 SPED Homebound Ins	80,000	80,000	26,873.75	6,232.50	.00	53,126.25	33.6%
99320106 512137 Evaluation Team Ch	1,194,301	1,194,301	722,136.97	114,897.20	.00	472,164.03	60.5%
99320106 512925 Sign Language Inte	103,888	103,888	43,144.80	6,678.30	.00	60,743.20	41.5%
99320107 512136 Home/Parent Educat	47,000	47,000	7,400.00	810.00	.00	39,600.00	15.7%
99320109 530002 SPED Contracted Se	7,500	27,450	3,268.28	.00	21,907.00	2,274.72	91.7%
99320112 544400 SPED Supplies	40,000	234,699	206,913.45	7,512.91	21,155.32	6,630.35	97.2%
99320115 575333 SPED Out of Distri	7,508,636	7,463,024	4,224,499.51	972,186.16	2,198,314.84	1,040,209.65	86.1%
99320115 577724 SPED Testing	15,000	15,000	14,025.93	433.54	974.07	.00	100.0%
99320115 577770 SPED PAC Expenses	100	100	.00	.00	.00	100.00	.0%
99320116 577615 SPED Transportatio	4,450,160	4,470,917	2,808,109.79	565,930.50	1,519,017.71	143,789.17	96.8%
99322003 512132 Hearing Impaired T	170,004	170,004	110,529.00	18,421.50	.00	59,475.00	65.0%
99324103 512131 Speech Therapists	1,834,309	1,814,359	1,084,497.22	185,845.73	3,835.00	726,026.78	60.0%
99325003 512134 Vision Impaired Te	64,704	64,704	37,328.40	6,221.40	.00	27,375.60	57.7%
99326103 577515 SPED Hospitalized	81,000	83,617	30,770.68	8,830.23	27,694.97	25,151.52	69.9%
99327003 512903 Knowledge Bowl Sti	23,500	23,500	22,800.00	22,800.00	525.00	175.00	99.3%
99327006 544400 Knowledge Bowl Sup	1,500	1,500	565.10	78.50	221.29	713.61	52.4%
99328103 514600 Summer School Stip	85,205	85,205	650.00	.00	.00	84,555.00	.8%
99328104 530002 Project Alliance L	1,000	1,000	.00	.00	.00	1,000.00	.0%
99328104 530105 SCORE Peer Mediat	35,000	35,000	28,000.00	7,000.00	7,000.00	.00	100.0%
99328104 530107 Homebound Instruct	55,000	55,000	35,393.64	4,612.50	.00	19,606.36	64.4%
99328106 512969 Behavior Specialis	168,579	168,579	49,588.22	7,998.10	.00	118,990.78	29.4%
99330203 524008 Central Office Ren	423,764	423,764	317,823.12	70,627.36	105,940.88	.00	100.0%
99330206 512903 Social Skills Teac	153,994	153,994	66,548.70	11,091.45	.00	87,445.30	43.2%
99330206 512958 Social Skills Para	82,325	82,325	43,274.56	6,895.55	.00	39,050.44	52.6%
99332005 530052 TV Studio Consulta	5,000	5,000	300.00	.00	4,295.00	405.00	91.9%
99332006 544400 TV Studio Supplies	5,000	5,000	2,174.20	800.00	.00	2,785.99	44.3%
99332009 576110 AV Equipment Repai	7,500	7,500	.00	.00	500.00	7,000.00	6.7%
99332009 577588 TV Studio Maintena	6,500	6,875	1,875.00	.00	425.00	4,575.00	33.5%
99332009 589225 TV Studio Equipmen	16,000	16,000	11,909.35	11,391.50	.00	4,090.65	74.4%
99333003 512110 Coordinator of ELL	111,970	111,970	82,164.22	10,766.20	.00	29,805.78	73.4%




FOR 2017 09

	ORIGINAL APPROP	REVISED BUDGET	YTD EXPENDED	MTD EXPENDED	ENCUMBRANCES	AVAILABLE BUDGET	PCT USED
99334206 512903 Native Language Su	80,514	80,514	57,510.90	9,585.15	.00	23,003.10	71.4%
99335003 512117 Summer Guidance St	2,500	0	.00	.00	.00	.00	.0%
99335551 512104 Psychologists	1,220,534	1,220,534	737,950.97	119,024.35	.00	482,583.03	60.5%
99336004 544400 Stipend - Library	16,000	16,000	.00	.00	.00	16,000.00	.0%
99337006 530002 Professional Devel	250,000	252,220	140,000.96	24,259.56	13,781.08	98,438.31	61.0%
99337006 531904 Tuition Reimburse	200,000	200,000	163,826.87	26,655.75	.00	36,173.13	81.9%
99337007 512301 Intervention/Enric	1,036,800	1,036,800	703,994.70	106,672.20	.00	332,805.30	67.9%
99337007 512303 Out-of-School PLC	100,000	100,000	31,962.96	2,826.48	.00	68,037.04	32.0%
99338003 512903 SW PROF STAFF/CLAS	0	0	135.00	.00	.00	-135.00	100.0%*
99338003 512923 ELL Tutors	499,800	499,800	305,352.60	41,407.50	.00	194,447.40	61.1%
99338003 512924 ELL Parent Liaison	67,496	67,496	48,211.80	8,035.30	.00	19,284.20	71.4%
99338006 544400 ELL Supplies	11,000	11,219	7,246.61	.00	1,583.62	2,389.03	78.7%
99338007 541600 ELL Textbooks	9,000	9,000	8,845.65	.00	154.35	.00	100.0%
99339003 512118 Director of Adult	98,939	98,939	72,603.25	9,513.40	.00	26,335.75	73.4%
99339003 512903 Adult Education Te	401,072	401,072	230,153.70	38,358.95	.00	170,918.30	57.4%
99339004 512112 District Support S	466,554	466,554	297,847.88	46,010.53	.00	168,706.12	63.8%
99339004 512142 Family Resource Ce	96,638	96,638	70,914.01	9,292.05	.00	25,723.99	73.4%
99340303 563601 Student Accident I	25,784	25,784	24,497.00	.00	.00	1,287.00	95.0%
99341129 511000 Principal Merit In	60,222	60,222	.00	.00	.00	60,222.00	.0%
99341201 512917 Media Technology S	24,677	24,677	76,242.97	5,988.25	.00	-51,565.97	309.0%*
99341203 512204 Asst Supt - Financ	145,000	145,000	101,061.92	13,942.30	.00	43,938.08	69.7%
99341203 512205 Asst Supt - Studen	130,244	130,244	106,376.05	13,942.30	.00	23,867.95	81.7%
99341203 512800 Superintendent of	185,000	185,000	132,160.78	17,788.45	.00	52,839.22	71.4%
99341203 512901 Asst Supt - Curric	139,584	139,584	85,497.61	13,461.55	.00	54,086.39	61.3%
99341203 512971 Director of Human	90,000	90,000	68,210.22	9,180.40	.00	21,789.78	75.8%
99341206 530002 SO - Contracted Se	35,000	35,000	25,396.03	5,636.08	2,724.98	6,878.99	80.3%
99341206 531702 SO - Advertising	20,000	20,000	10,814.25	3,310.00	4,147.00	5,038.75	74.8%
99341207 512902 Clerical Staff - S	334,418	334,418	276,587.71	36,156.23	.00	57,830.29	82.7%
99341209 544400 SO - Supplies	12,500	13,379	12,570.20	4,258.41	282.47	526.32	96.1%
99341212 570701 SO - In State Trav	31,000	31,000	25,595.66	3,519.47	.00	5,404.34	82.6%
99341212 577766 SO - Expenses	5,000	9,500	4,295.17	340.11	2,796.98	2,407.85	74.7%
99341212 577769 SO - Memberships	10,500	10,500	9,580.00	580.00	408.20	511.80	95.1%
99341215 512143 Staff Counsel for	104,638	104,638	76,863.97	10,061.25	.00	27,774.03	73.5%
99341215 512206 Assistant Business	95,476	95,476	34,430.85	9,089.45	.00	61,045.15	36.1%
99341215 512916 Computer Repair Te	0	0	44,061.70	5,988.25	.00	-44,061.70	100.0%*
99341215 512919 Counsel Collective	50,000	50,000	36,545.39	4,807.70	.00	13,454.61	73.1%
99341215 512920 Indirect Salary Ac	0	0	5,769.25	5,769.25	.00	-5,769.25	100.0%*
99341215 512921 Computer Network M	77,848	77,848	61,315.88	8,173.10	.00	16,532.12	78.8%
99341215 512922 Mail Courier	23,318	23,318	23,140.36	3,147.58	.00	177.64	99.2%
99341215 512965 Substitute Teacher	15,000	15,000	11,208.99	1,857.05	.00	3,791.01	74.7%
99341215 513001 Overtime - Clerica	15,000	17,500	20,175.67	2,431.96	.00	-2,675.67	115.3%*
99341218 530002 Contracted Svcs -	45,000	45,000	14,000.00	3,540.23	.00	31,000.00	31.1%
99341218 530041 Contracted Svcs -	10,000	10,000	357.58	82.14	.00	9,500.00	5.0%
99341218 531702 Advertising	30,000	30,000	4,288.73	4,288.73	3,410.14	22,301.13	25.7%



FOR 2017 09

	ORIGINAL APPROP	REVISED BUDGET	YTD EXPENDED	MTD EXPENDED	ENCUMBRANCES	AVAILABLE BUDGET	PCT USED
99341218 531800 Printing & Binding	50,000	52,500	22,657.45	4,539.05	11,238.40	18,604.15	64.6%
99341218 536900 Postage	50,000	50,000	4,565.74	1,293.63	1,293.63	44,140.63	11.7%
99341221 544400 LHS Data Processin	15,000	15,000	6,566.15	.00	8,432.46	1.39	100.0%
99341224 570100 Program & Analytic	75,000	75,000	1,250.00	1,250.00	18,500.00	55,250.00	26.3%
99341224 570402 Internet Service P	125,000	125,572	44,590.51	19,810.69	24,567.13	56,413.93	55.1%
99341224 575270 Photocopier Purcha	95,000	95,000	49,838.64	39,000.00	.00	45,161.36	52.5%
99341224 575422 Photocopier Mainte	185,000	196,196	35,261.06	2,613.89	27,689.33	133,245.47	32.1%
99341224 577600 Admin. Tech. - Con	150,000	150,000	111,701.57	12,268.20	11,536.75	26,761.68	82.2%
99341224 577717 Admin. Tech. - Sof	204,400	204,400	199,763.00	400.00	2,824.96	1,812.04	99.1%
99341227 570102 Admin. Tech. - Har	50,000	50,688	39,411.97	9,688.71	6,415.25	4,860.90	90.4%
99341228 573700 School Webmaster S	2,500	0	1,250.00	1,250.00	.00	-1,250.00	100.0%*
99341229 511100 Plumbers	95,000	95,000	34,780.47	4,893.75	.00	60,219.53	36.6%
99341230 512902 Clerical Staff - A	550,373	526,373	636,134.69	87,980.93	.00	-109,761.69	120.9%*
99341231 511100 Part-Time Computer	124,740	113,453	46,322.25	7,676.25	.00	67,130.95	40.8%
99341231 513000 SW OVERTIME	0	10,000	4,687.11	.00	.00	5,312.89	46.9%
99341232 512140 Student Database A	77,848	77,848	57,188.84	7,485.45	.00	20,659.16	73.5%
99341233 520703 Tech. Helpdesk Coo	46,704	46,704	38,356.77	5,288.45	.00	8,347.23	82.1%
99341303 512902 School Committee S	10,500	13,500	15,079.95	1,693.72	.00	-1,579.95	111.7%*
99341303 512918 School Committee S	36,000	36,000	26,445.12	3,461.40	.00	9,554.88	73.5%
99341309 544400 SC - Supplies	3,000	3,000	.00	.00	.00	3,000.00	.0%
99341312 577732 SC - Subscriptions	4,000	4,480	3,480.00	.00	.00	1,000.00	77.7%
99341312 577766 SC - Expenses	6,624	6,624	5,340.47	175.00	.00	1,283.53	80.6%
99341312 577769 SC - Memberships	3,000	3,000	2,450.00	.00	.00	550.00	81.7%
99341403 512116 Attendance Officer	70,348	70,348	40,585.50	6,764.25	.00	29,762.50	57.7%
99341403 512910 Attendance Monitor	65,898	65,898	36,477.84	5,833.20	.00	29,420.16	55.4%
99341504 530002 Student Sppt - Con	20,000	20,200	16,443.75	295.00	3,020.00	736.25	96.4%
99341506 545700 Student Sppt - Sup	15,000	15,547	3,050.28	81.30	187.36	12,309.13	20.8%
99345006 563600 Employee Health In	15,045,328	15,045,328	11,593,182.16	1,386,573.87	.00	3,452,145.84	77.1%
99347103 512906 Director of Operat	65,000	65,000	60,605.84	7,692.30	.00	4,394.16	93.2%
99347103 512960 Administration Bld	44,151	44,151	51,113.40	4,296.45	.00	-6,962.40	115.8%*
99347103 512962 Supervisor of Cust	2	2	.00	.00	.00	2.00	.0%
99347103 512963 Energy Mgmt. Syste	51,816	51,816	13,551.85	.00	.00	38,264.15	26.2%
99347103 513000 Overtime - Custodi	99,780	99,780	69,938.60	6,810.44	.00	29,841.40	70.1%
99347103 513002 Overtime - Use of	70,000	0	.00	.00	.00	.00	.0%
99347103 513101 Overtime - Man Out	140,000	140,000	112,004.67	10,337.46	.00	27,995.33	80.0%
99347106 530002 Maintenance - Cont	250,000	253,353	111,282.55	8,558.81	46,150.53	95,919.71	62.1%
99347109 544400 Maintenance - Supp	205,000	260,801	178,606.70	17,887.35	80,045.13	2,148.72	99.2%
99347112 537600 Utility - Water/Se	155,000	155,000	137,253.07	53,504.24	.00	17,746.93	88.6%
99347112 575243 Maintenance - Buil	227,848	250,610	157,739.32	25,358.01	41,195.55	51,675.09	79.4%
99347112 575370 Utility - Telephon	50,000	50,000	-4,488.01	17,895.55	.00	54,488.01	-9.0%
99347112 575452 Maintenance - Floo	60,000	40,000	9,200.00	.00	6,900.00	23,900.00	40.3%
99347112 577723 Maintenance - Swim	20,000	20,186	7,331.05	803.33	2,758.28	10,096.33	50.0%
99347203 576110 Capital Equipment	50,000	72,747	57,296.76	5,884.07	5,376.55	10,073.71	86.2%
99347206 584600 Capital Improvemen	150,000	236,888	120,246.53	9,990.00	1,900.00	114,741.80	51.6%




FOR 2017 09

	ORIGINAL APPROP	REVISED BUDGET	YTD EXPENDED	MTD EXPENDED	ENCUMBRANCES	AVAILABLE BUDGET	PCT USED
<a href="#">99348006 530002 Transportation - C</a>	4,000	4,000	1,614.60	.00	.00	2,385.40	40.4%
<a href="#">99348009 541000 Transportation - S</a>	5,000	5,000	5,000.00	.00	.00	.00	100.0%
<a href="#">99348009 544400 Transportation - S</a>	8,000	8,000	6,242.94	129.95	1,426.15	330.91	95.9%
<a href="#">99348012 577615 Transportation - R</a>	3,369,500	3,373,917	2,181,903.05	621,961.20	849,696.95	342,317.00	89.9%
TOTAL EXPENSES	158,445,232	160,286,143	100,872,513.97	16,019,894.27	5,671,199.64	53,742,429.32	

4 PUBLIC WORKS

400 DPW GENERAL

<a href="#">04004151 511000 SALARIES - PERMANE</a>	459,648	459,648	362,088.17	47,079.82	.00	97,559.83	78.8%
<a href="#">04004151 512000 S &amp; W TEMPORARY</a>	30,000	30,000	.00	.00	.00	30,000.00	.0%
<a href="#">04004152 520100 ENERGY- ELECTRICIT</a>	163,000	163,000	126,340.59	20,190.10	.00	36,659.41	77.5%
<a href="#">04004152 520101 ENERGY- HEATING GA</a>	29,000	29,000	21,281.36	7,651.15	.00	7,718.64	73.4%
<a href="#">04004153 520200 TELEPHONE</a>	2,500	5,000	4,079.25	255.25	920.75	.00	100.0%
<a href="#">04004153 520500 REPAIR &amp; MAINT-EQU</a>	50,000	50,000	14,618.55	2,607.92	5,580.22	29,801.23	40.4%
<a href="#">04004153 520503 REPAIR &amp; MAINT ELE</a>	45,000	45,632	35,040.63	13,753.54	10,143.11	447.96	99.0%
<a href="#">04004153 524000 RENTAL OF EQUIPMEN</a>	10,000	10,000	6,049.27	456.64	656.53	3,294.20	67.1%
<a href="#">04004153 524004 UNIFORM RENTAL</a>	10,000	10,000	6,185.92	952.14	3,697.70	116.38	98.8%
<a href="#">04004153 525100 LEASING EQUIP. &amp; S</a>	15,000	15,000	4,736.97	721.68	2,617.55	7,645.48	49.0%
<a href="#">04004153 530000 PROFESSIONAL SERVI</a>	55,000	54,468	36,081.17	1,543.77	9,753.43	8,633.62	84.1%
<a href="#">04004153 530058 INSPECTION STICKER</a>	12,000	12,000	2,921.00	.00	34.00	9,045.00	24.6%
<a href="#">04004153 530062 TREE REMOVAL SERVI</a>	80,000	80,000	60,780.00	5,010.00	19,220.00	.00	100.0%
<a href="#">04004153 530105 TRAINING/EVALUATIO</a>	7,500	7,500	2,460.00	.00	.00	5,040.00	32.8%
<a href="#">04004153 531702 ADVERTISING</a>	4,000	4,000	2,599.00	1,508.00	1,401.00	.00	100.0%
<a href="#">04004154 542500 AUTOMOTIVE-TIRES &amp;</a>	95,000	96,453	67,272.07	2,322.24	18,626.12	10,554.69	89.1%
<a href="#">04004154 542501 GAS &amp; MOTOR OIL</a>	70,000	71,541	47,236.25	2,111.75	8,297.85	16,006.40	77.6%
<a href="#">04004154 543700 PUBLIC WORKS-SUPPL</a>	15,000	16,922	7,050.86	.00	387.25	9,484.03	44.0%
<a href="#">04004154 544000 ELECTRICAL SUPPLIE</a>	95,000	95,481	81,415.49	3,678.54	11,409.65	2,655.61	97.2%
<a href="#">04004154 544400 OFFICE SUPPLIES</a>	3,500	5,790	4,971.63	230.70	289.35	528.63	90.9%
<a href="#">04004157 570704 TRANSPORATION REIM</a>	4,000	4,000	3,559.31	222.03	.00	440.69	89.0%
<a href="#">04004157 571300 DPW-VARIOUS SCHL P</a>	110,000	185,000	131,688.02	22,877.35	29,460.93	23,851.05	87.1%
<a href="#">04004157 573400 MISCELLANEOUS CHAR</a>	6,000	8,000	6,617.32	549.74	.00	1,382.68	82.7%
<a href="#">04004170 589111 PLOWS &amp; FRAMES</a>	13,000	13,000	.00	.00	.00	13,000.00	.0%
<a href="#">04004170 589122 REPLACE ALARM SYST</a>	20,000	22,089	21,727.76	3,218.35	19.25	342.23	98.5%
<a href="#">04004170 589165 IRRIGATION EQUIPME</a>	5,000	5,143	2,177.97	.00	1,024.69	1,940.11	62.3%
<a href="#">04007953 520507 REPAIR &amp; MAINT- BU</a>	100,000	94,120	39,242.30	2,341.00	43,231.82	11,645.88	87.6%
<a href="#">04007953 530072 Alarm Monitoring S</a>	0	939	.00	.00	939.00	.00	100.0%
<a href="#">04007954 543100 CUSTODIAL-SUPPLIES</a>	15,000	13,000	4,974.77	.00	.00	8,025.23	38.3%
<a href="#">04007954 543400 GRAFFITI SUPPLIES</a>	10,000	10,000	451.11	.00	.00	9,000.00	10.0%
<a href="#">04007954 543800 BUILDING-SUPPLIES</a>	90,000	83,070	51,893.13	7,399.13	21,576.74	9,600.13	88.4%



FOR 2017 09

4	PUBLIC WORKS	ORIGINAL APPROP	REVISED BUDGET	YTD EXPENDED	MTD EXPENDED	ENCUMBRANCES	AVAILABLE BUDGET	PCT USED
	<a href="#">04007975 582500 BUILDING REHAB./RE</a>	90,000	31,317	1,593.89	.00	40.59	29,682.25	5.2%
	<a href="#">04008151 511000 SALARIES - PERMANE</a>	423,782	423,782	308,822.10	38,982.29	.00	114,959.90	72.9%
	<a href="#">04008151 513000 SW OVERTIME</a>	8,100	8,100	2,805.37	727.87	.00	5,294.63	34.6%
	<a href="#">04008351 511000 SALARIES - PERMANE</a>	1,214,972	1,214,972	832,636.52	110,328.24	.00	382,335.48	68.5%
	<a href="#">04008351 513000 SW OVERTIME</a>	24,300	31,800	29,829.35	1,245.18	.00	1,970.65	93.8%
	<a href="#">04008551 513000 SNOW OVERTIME</a>	200,000	200,000	360,308.32	58,967.46	.00	-160,308.32	180.2%*
	<a href="#">04008753 529600 SNOW &amp; ICE REMOVAL</a>	775,000	775,000	1,203,008.75	435,850.00	235,470.00	-663,478.75	185.6%*
	<a href="#">04008757 573400 MISCELLANEOUS CHAR</a>	50,000	50,000	152,992.40	41,083.94	43,011.48	-146,003.88	392.0%*
	<a href="#">04008766 542300 SNOW-ICE SAND &amp; SA</a>	325,000	325,000	987,187.82	326,249.02	210,378.58	-872,566.40	368.5%*
	<a href="#">04008952 520103 ENERGY-STREET LIGH</a>	477,000	477,000	363,091.24	46,359.59	45,091.49	68,817.27	85.6%
	<a href="#">04008953 520513 REPAIR &amp; MAINT-D'T</a>	30,000	30,000	22,169.72	12,475.00	3,361.28	4,469.00	85.1%
	<a href="#">04009175 588503 IMPROV-HIGHWAY-SID</a>	30,000	30,000	17,787.64	.00	1,812.37	10,399.99	65.3%
	<a href="#">04009353 521400 HAZARDOUS WASTE CO</a>	20,000	20,000	-995.51	.00	19,961.00	1,034.51	94.8%
	<a href="#">04009353 521504 TRASH COLLECTION</a>	5,050,000	5,050,000	3,491,921.01	222,228.82	1,558,078.99	.00	100.0%
	<a href="#">04009353 545700 RECYCLING SUPPLIES</a>	15,000	15,000	11,118.24	.00	3,872.06	9.70	99.9%
	<a href="#">04009557 571903 INS. PREMIUMS - OT</a>	219,000	288,000	216,132.00	1,750.00	.00	71,868.00	75.0%


491 CEMETERY

	<a href="#">04914151 511000 SALARIES - PERMANE</a>	195,422	195,422	91,420.03	14,007.35	.00	104,001.97	46.8%
	<a href="#">04914151 512000 S &amp; W TEMPORARY</a>	20,000	20,000	7,570.00	.00	.00	12,430.00	37.9%
	<a href="#">04914151 513000 OVERTIME</a>	21,200	41,200	27,428.82	2,026.77	.00	13,771.18	66.6%
	<a href="#">04914152 520101 ENERGY- HEATING GA</a>	9,000	9,000	4,782.59	1,866.07	.00	4,217.41	53.1%
	<a href="#">04914153 520100 ENERGY- ELECTRICIT</a>	4,000	4,000	1,033.27	680.93	.00	2,966.73	25.8%
	<a href="#">04914153 524000 RENTAL OF EQUIPMEN</a>	0	3,500	3,500.00	.00	.00	.00	100.0%
	<a href="#">04914153 530000 PROFESSIONAL SERVI</a>	163,000	173,000	102,998.35	435.00	48,155.00	21,846.65	87.4%
	<a href="#">04914157 573400 MISCELLANEOUS CHAR</a>	1,000	1,000	130.90	.00	.00	869.10	13.1%
	<a href="#">04914170 580301 CEMETERY GEN.IMPRO</a>	3,750	23,705	4,782.64	96.06	16,393.42	2,529.32	89.3%
	<a href="#">04914170 589188 FENCES</a>	10,000	10,000	7,116.50	.00	2,177.00	706.50	92.9%
	<a href="#">04914175 580300 WESTLAWN II-CEM.IM</a>	3,500	3,500	.00	.00	.00	3,500.00	.0%
	<a href="#">04914175 582801 CONSTRUCTION-MISC.</a>	0	2,150	1,799.36	.00	.00	350.64	83.7%
	<a href="#">04914254 542700 GROUNDSKEEPING-SUP</a>	3,750	3,750	1,485.00	.00	2,265.00	.00	100.0%
	<a href="#">04914254 544400 OFFICE SUPPLIES</a>	1,500	1,743	492.77	.00	4.50	1,245.68	28.5%
	<a href="#">04914254 545100 CEMETERY-FLOWERS</a>	3,000	3,000	424.10	.00	84.20	2,491.70	16.9%
	<a href="#">04914254 545300 MISC-SUPPLIES-OTHE</a>	250	250	.00	.00	.00	250.00	.0%
	TOTAL EXPENSES	11,015,674	11,164,986	9,410,913.06	1,462,040.43	2,379,992.79	-625,919.98	

5 HEALTH & HUMAN SERVICES

510 HEALTH DEPARTMENT

	<a href="#">05104151 511000 SALARIES - PERMANE</a>	2,338,012	2,330,495	1,606,330.21	228,779.69	.00	724,164.79	68.9%
--	--	-----------	-----------	--------------	------------	-----	------------	-------

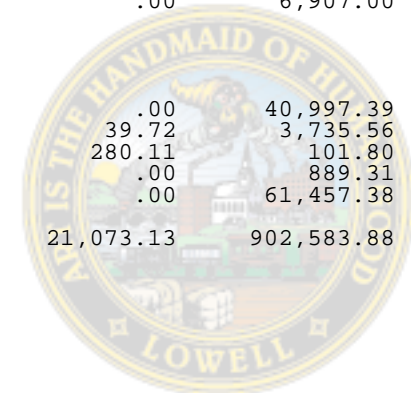




FOR 2017 09


5	HEALTH & HUMAN SERVICES	ORIGINAL APPROP	REVISED BUDGET	YTD EXPENDED	MTD EXPENDED	ENCUMBRANCES	AVAILABLE BUDGET	PCT USED
	<a href="#">05104151</a> <a href="#">512000</a> <a href="#">S &amp; W TEMPORARY</a>	0	7,517	2,508.00	.00	.00	5,009.00	33.4%
	<a href="#">05104151</a> <a href="#">512963</a> <a href="#">STIPENDS- OTHER</a>	33,200	33,200	29,633.33	920.83	.00	3,566.67	89.3%
	<a href="#">05104151</a> <a href="#">513000</a> <a href="#">OVERTIME</a>	1,800	1,800	1,010.13	153.02	.00	789.87	56.1%
	<a href="#">05104151</a> <a href="#">514800</a> <a href="#">S &amp; W LONGEVITY</a>	131	131	130.75	.00	.00	.25	99.8%
	<a href="#">05104153</a> <a href="#">520100</a> <a href="#">ENERGY-ELECTRICITY</a>	21,000	21,000	16,800.75	3,321.61	.00	4,199.25	80.0%
	<a href="#">05104153</a> <a href="#">520200</a> <a href="#">TELEPHONE</a>	2,000	2,000	1,506.82	181.98	493.18	.00	100.0%
	<a href="#">05104153</a> <a href="#">520500</a> <a href="#">REPAIR &amp; MAINT- EQ</a>	2,500	2,500	1,079.00	.00	1,156.00	265.00	89.4%
	<a href="#">05104153</a> <a href="#">530000</a> <a href="#">PROFESSIONAL SERVI</a>	15,000	15,000	1,200.00	300.00	13,100.00	700.00	95.3%
	<a href="#">05104153</a> <a href="#">531702</a> <a href="#">ADVERTISING</a>	1,000	1,000	408.20	.00	591.80	.00	100.0%
	<a href="#">05104153</a> <a href="#">531800</a> <a href="#">PRINTING &amp; BINDIN</a>	1,500	1,500	.00	.00	99.00	1,401.00	6.6%
	<a href="#">05104154</a> <a href="#">541000</a> <a href="#">COMPUTER EQUIPMT/S</a>	500	500	.00	.00	.00	500.00	.0%
	<a href="#">05104157</a> <a href="#">570401</a> <a href="#">DUES &amp; SUBSCRIPTIO</a>	1,500	1,500	1,166.00	760.00	310.00	24.00	98.4%
	<a href="#">05104157</a> <a href="#">570702</a> <a href="#">TRANS REIMBURS.&amp; S</a>	8,000	8,000	4,777.08	1,431.50	.00	3,222.92	59.7%
	<a href="#">05104170</a> <a href="#">589161</a> <a href="#">MISC EQUIPMENT</a>	1,500	1,500	556.67	300.80	39.76	903.57	39.8%
	<a href="#">05104170</a> <a href="#">589166</a> <a href="#">OFFICE FURNITURE &amp;</a>	750	750	529.47	529.47	220.53	.00	100.0%
	<a href="#">05104254</a> <a href="#">544100</a> <a href="#">HEALTH NURSE SUPPL</a>	8,000	8,000	6,032.85	2,272.25	1,965.82	1.33	100.0%
	<a href="#">05104254</a> <a href="#">544400</a> <a href="#">OFFICE SUPPLIES</a>	1,000	1,000	761.08	32.69	.00	238.92	76.1%
	<a href="#">05104254</a> <a href="#">545300</a> <a href="#">MISC-SUPPLIES-OTHE</a>	500	500	93.29	21.34	87.05	319.66	36.1%
<hr/>								
541 COUNCIL ON AGING								
	<a href="#">05414151</a> <a href="#">511000</a> <a href="#">SALARIES - PERMANE</a>	216,436	216,436	189,647.43	26,228.58	.00	26,788.57	87.6%
	<a href="#">05414152</a> <a href="#">520100</a> <a href="#">ENERGY- ELECTRICIT</a>	35,000	35,000	28,490.97	3,051.74	.00	6,509.03	81.4%
	<a href="#">05414152</a> <a href="#">520101</a> <a href="#">ENERGY- HEATING GA</a>	15,000	15,000	9,364.43	2,660.25	.00	5,635.57	62.4%
	<a href="#">05414153</a> <a href="#">520500</a> <a href="#">REPAIR &amp; MAINT OF</a>	2,000	2,000	259.18	.00	167.00	1,573.82	21.3%
	<a href="#">05414153</a> <a href="#">530017</a> <a href="#">ELDERLY SERVICE</a>	1,500	1,500	1,500.00	.00	.00	.00	100.0%
	<a href="#">05414154</a> <a href="#">542000</a> <a href="#">MEALS ON WHEELS-EL</a>	15,000	15,000	14,583.94	.00	416.06	.00	100.0%
	<a href="#">05414154</a> <a href="#">542300</a> <a href="#">GAS &amp; MOTOR OIL-SU</a>	3,500	3,500	1,742.45	334.66	.00	1,757.55	49.8%
	<a href="#">05414154</a> <a href="#">543000</a> <a href="#">CLEANING-SUPPLIES</a>	2,000	2,000	1,339.81	.00	660.19	.00	100.0%
	<a href="#">05414154</a> <a href="#">544400</a> <a href="#">OFFICE SUPPLIES</a>	1,000	1,000	151.93	.00	.00	848.07	15.2%
	<a href="#">05414157</a> <a href="#">570702</a> <a href="#">TRANS REIMBURS.&amp; S</a>	250	250	187.49	.00	.00	62.51	75.0%
	<a href="#">05414159</a> <a href="#">589161</a> <a href="#">MISC EQUIPMENT</a>	2,000	2,124	662.83	.00	1,446.91	14.09	99.3%
	<a href="#">05414257</a> <a href="#">571903</a> <a href="#">INS. PREMIUMS - OT</a>	21,000	21,000	14,093.00	.00	.00	6,907.00	67.1%
<hr/>								
543 VETERAN'S								
	<a href="#">05434151</a> <a href="#">511000</a> <a href="#">SALARIES - PERMANE</a>	149,663	149,663	108,665.61	14,335.55	.00	40,997.39	72.6%
	<a href="#">05434153</a> <a href="#">535900</a> <a href="#">CELEBRATIONS</a>	7,000	16,545	12,769.46	2,243.26	39.72	3,735.56	77.4%
	<a href="#">05434154</a> <a href="#">544400</a> <a href="#">OFFICE SUPPLIES</a>	500	500	118.09	9.50	280.11	101.80	79.6%
	<a href="#">05434157</a> <a href="#">570702</a> <a href="#">TRANS REIMBURS.&amp; S</a>	1,100	1,100	210.69	.00	.00	889.31	19.2%
	<a href="#">05434157</a> <a href="#">573100</a> <a href="#">VETERANS' SERVICES</a>	553,761	544,306	482,848.88	53,648.72	.00	61,457.38	88.7%
	TOTAL EXPENSES	3,464,603	3,464,817	2,541,159.82	341,517.44	21,073.13	902,583.88	

6 CULTURE & RECREATION



FOR 2017 09

6	CULTURE & RECREATION	ORIGINAL APPROP	REVISED BUDGET	YTD EXPENDED	MTD EXPENDED	ENCUMBRANCES	AVAILABLE BUDGET	PCT USED
610 LIBRARY								
	<a href="#">06104151 511000 SALARIES - PERMANE</a>	888,087	888,087	603,244.60	77,891.74	.00	284,842.40	67.9%
	<a href="#">06104151 512000 SW TEMPORARY</a>	76,134	76,134	37,962.03	4,772.74	.00	38,171.97	49.9%
	<a href="#">06104151 514300 SHIFT DIFFERENTIAL</a>	5,229	5,229	3,511.15	526.37	.00	1,717.85	67.1%
	<a href="#">06104152 520100 ENERGY- ELECTRICIT</a>	66,000	66,000	44,607.42	4,853.29	.00	21,392.58	67.6%
	<a href="#">06104153 520500 REPAIR &amp; MAINT- EQ</a>	6,000	6,000	1,859.82	1,565.84	4,011.20	128.98	97.9%
	<a href="#">06104153 525100 LEASING EQUIP. &amp; S</a>	32,000	32,658	29,211.43	6,518.25	3,446.89	.00	100.0%
	<a href="#">06104153 529200 MV-LIBRARY-CONSORT</a>	53,860	53,860	53,860.00	.00	.00	.00	100.0%
	<a href="#">06104153 530000 PROFESSIONAL SERVI</a>	28,600	28,718	15,410.48	4,109.26	3,334.57	9,972.79	65.3%
	<a href="#">06104154 540400 LIBRARY-AUD/MICRO/</a>	100,647	101,959	97,070.43	6,324.69	4,621.55	266.66	99.7%
	<a href="#">06104154 544400 OFFICE SUPPLIES</a>	18,845	18,845	16,697.41	4,442.72	822.18	1,325.41	93.0%
	<a href="#">06104254 543100 CUSTODIAL-SUPPLIES</a>	3,000	3,139	2,382.82	1,056.71	196.18	559.50	82.2%
630 RECREATION								
	<a href="#">06304151 511000 SALARIES - PERMANE</a>	176,944	176,944	126,088.09	16,248.24	.00	50,855.91	71.3%
	<a href="#">06304151 512000 S &amp; W TEMPORARY</a>	486,500	486,500	428,143.88	15,089.14	.00	58,356.12	88.0%
	<a href="#">06304151 512700 S &amp; W TEMP-JUNE ST</a>	45,000	45,000	.00	.00	.00	45,000.00	.0%
	<a href="#">06304151 513000 OVERTIME</a>	4,500	4,500	1,246.43	1,057.80	.00	3,253.57	27.7%
	<a href="#">06304153 520609 WINTER RECREATIONA</a>	2,500	2,500	1,535.00	.00	895.00	70.00	97.2%
	<a href="#">06304153 530036 SPECIAL PROGRAMS/P</a>	13,000	13,000	9,362.69	1,202.69	3,395.70	241.61	98.1%
	<a href="#">06304153 536900 POSTAGE</a>	85	85	.00	.00	.00	85.00	.0%
	<a href="#">06304153 537000 TRANSPORTATION CON</a>	1,500	1,500	.00	.00	.00	1,500.00	.0%
	<a href="#">06304154 540102 SUMMER PROGRAM SUP</a>	15,000	15,000	448.79	256.55	1,904.16	12,647.05	15.7%
	<a href="#">06304154 544400 OFFICE SUPPLIES</a>	900	900	744.04	99.00	.00	155.96	82.7%
	<a href="#">06304157 570702 TRANS REIMBURS.&amp; S</a>	5,000	5,000	3,525.72	192.49	.00	1,474.28	70.5%
	<a href="#">06304157 573400 MISCELLANEOUS CHAR</a>	11,200	11,200	3,402.08	1,372.80	165.86	7,632.06	31.9%
650 PARKS								
	<a href="#">06504151 511000 SALARIES - PERMANE</a>	1,380,918	1,380,918	956,306.95	120,777.90	.00	424,611.05	69.3%
	<a href="#">06504151 512000 S &amp; W TEMPORARY</a>	105,000	105,000	53,715.00	1,477.50	.00	51,285.00	51.2%
	<a href="#">06504151 513000 OVERTIME</a>	136,500	136,500	99,652.03	.00	.00	36,847.97	73.0%
	<a href="#">06504151 513005 OVERTIME-SPECIAL E</a>	9,500	9,500	.00	.00	.00	9,500.00	.0%
	<a href="#">06504151 514300 SW SHIFT DIFFERENT</a>	2,500	2,500	144.28	.00	.00	2,355.72	5.8%
	<a href="#">06504151 514800 S &amp; W LONGEVITY</a>	1,020	1,020	1,020.00	.00	.00	.00	100.0%
	<a href="#">06504152 520100 ENERGY- ELECTRICIT</a>	131,000	131,000	87,401.34	14,013.06	.00	43,598.66	66.7%
	<a href="#">06504152 520101 ENERGY- HEATING GA</a>	33,000	33,000	17,833.58	3,382.86	.00	15,166.42	54.0%
	<a href="#">06504153 520200 TELEPHONE</a>	2,000	2,000	618.76	66.85	881.24	500.00	75.0%
	<a href="#">06504153 520500 REPAIR &amp; MAINT-EQU</a>	70,000	71,894	37,321.25	14,453.15	14,457.06	20,115.74	72.0%



FOR 2017 09

	ORIGINAL APPROP	REVISED BUDGET	YTD EXPENDED	MTD EXPENDED	ENCUMBRANCES	AVAILABLE BUDGET	PCT USED
06504153 520602 GATEWAY CITIES PRO	4,000	4,000	.00	.00	.00	4,000.00	.0%
06504153 520611 POOL MAINTENANCE	7,500	7,511	5,650.00	.00	1,860.75	.00	100.0%
06504153 530000 PROFESSIONAL SERVI	35,000	35,000	24,803.16	1,758.24	7,986.07	2,210.77	93.7%
06504153 530105 TRAINING/EVALUATIO	500	500	500.00	.00	.00	.00	100.0%
06504153 531002 BOTANICAL GARDENS	5,000	5,000	.00	.00	.00	5,000.00	.0%
06504153 531702 ADVERTISING	750	750	.00	.00	.00	750.00	.0%
06504154 540103 PARK SUPPLIES-OTHE	40,000	40,353	25,798.79	910.84	12,850.58	1,704.01	95.8%
06504154 542300 GAS & MOTOR OIL-SU	37,000	46,942	19,946.05	3,864.78	.00	26,996.10	42.5%
06504154 544400 OFFICE SUPPLIES	1,000	1,000	757.07	.00	56.60	186.33	81.4%
06504154 545300 MISC-SUPPLIES-OTHE	9,750	10,226	5,174.49	739.48	3,783.09	1,268.60	87.6%
06504157 570702 TRANS REIMBURS.& S	1,000	1,000	135.92	.00	.00	864.08	13.6%
06504157 573200 LICENSES	9,750	9,750	4,449.74	250.00	.00	5,300.26	45.6%
06504170 589161 MISC EQUIPMENT	9,988	9,988	9,296.06	.00	675.00	16.94	99.8%
06504170 589188 FENCES	22,250	22,250	11,630.26	.00	10,496.00	123.74	99.4%
06504170 589193 TRIMMER, MOWERS	1,500	1,500	.00	.00	1,498.00	2.00	99.9%
06504170 589218 COMMUNICATION EQUI	1,450	1,450	1,391.34	.00	.00	58.66	96.0%
06504175 580306 FIELD MAINT/OTHER	9,730	11,028	3,251.70	.00	2,868.00	4,908.57	55.5%
06504175 580307 VARNUM PARK- IMPRO	3,500	3,500	.00	.00	.00	3,500.00	.0%
06504175 589223 PARKS-POOL RENOVAT	7,500	7,500	.00	.00	.00	7,500.00	.0%
06504254 541000 COMPUTER EQUIPMT/S	2,500	2,500	2,220.00	.00	.00	280.00	88.8%
06504275 588400 IMPROV-PARKS & PLA	125,000	125,851	89,972.26	4,954.15	35,675.08	204.03	99.8%
06504275 588400 DISPO IMPROV-PARKS	3,500	3,500	.00	.00	.00	3,500.00	.0%
06504275 588400 FEROS IMPROV-PARKS	7,500	7,500	.00	.00	2,950.00	4,550.00	39.3%
06504275 588400 FLAGS IMPROV-PARKS	2,500	2,500	.00	.00	1,995.00	505.00	79.8%
06504275 588400 PHYTS IMPROV-PARKS	3,500	3,500	215.00	.00	1,785.00	1,500.00	57.1%
06504275 588400 TTME IMPROV-PARKS &	4,000	4,000	3,999.69	37.50	.00	.31	100.0%
06504275 588400 WEEDS IMPROV-PARKS	5,500	5,500	.00	.00	3,500.00	2,000.00	63.6%
06504354 543800 BUILDING-SUPPLIES	4,000	4,000	1,360.81	601.75	3.25	2,635.94	34.1%
TOTAL EXPENSES	4,277,137	4,294,189	2,944,879.84	314,868.38	126,114.01	1,223,195.60	

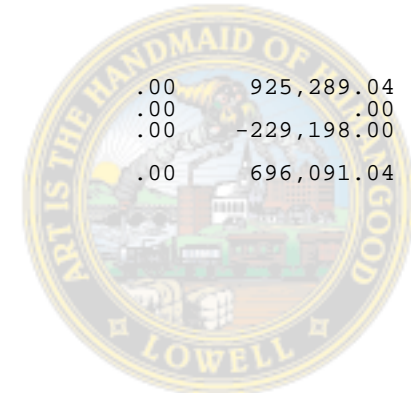
7 DEBT SERVICES

710 PRINCIPAL ON MATURING DEBT

07109795 597000 INT ON GEN LONG TE	4,284,761	4,278,023	3,352,733.60	1,334,362.43	.00	925,289.04	78.4%
07109795 597200 INT ON TEMPORARY L	0	6,738	6,738.36	.00	.00	.00	100.0%
07109795 597300 DEBT PRINCIPAL- GE	6,184,964	6,184,964	6,414,162.00	355,000.00	.00	-229,198.00	103.7%*
TOTAL EXPENSES	10,469,725	10,469,725	9,773,633.96	1,689,362.43	.00	696,091.04	

8 STATE ASSESSMENTS

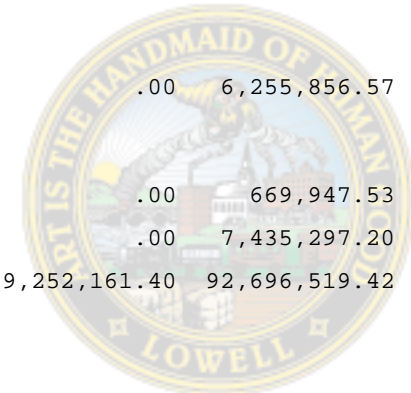
800 INTERGOVERNMENTAL



FOR 2017 09

8	STATE ASSESSMENTS	ORIGINAL APPROP	REVISED BUDGET	YTD EXPENDED	MTD EXPENDED	ENCUMBRANCES	AVAILABLE BUDGET	PCT USED
	<a href="#">08009704 563001 CHARTER SCHOOL</a>	20,356,791	20,356,791	11,488,864.00	2,844,166.00	.00	8,867,927.00	56.4%
	<a href="#">08009704 563002 SCHOOL CHOICE</a>	889,811	889,811	658,914.00	62,924.00	.00	230,897.00	74.1%
	<a href="#">08009704 563003 ESSEX COUNTY TECH</a>	92,000	92,000	83,133.00	.00	.00	8,867.00	90.4%
	<a href="#">08009704 564000 AIR POLLUTION CONT</a>	25,123	25,123	18,844.00	2,093.00	.00	6,279.00	75.0%
	<a href="#">08009704 564001 REGIONL TRANSIT AU</a>	969,772	969,772	727,330.00	80,814.00	.00	242,442.00	75.0%
	<a href="#">08009704 564004 SPECIAL EDUCATION</a>	71,800	71,800	.00	.00	.00	71,800.00	.0%
	<a href="#">08009704 564005 NON RENEWAL-EXCISE</a>	364,840	364,840	239,512.00	24,716.00	.00	125,328.00	65.6%
	<a href="#">08009704 564006 MOSQUITO CONTROL D</a>	69,437	69,437	52,081.00	5,786.00	.00	17,356.00	75.0%
	TOTAL EXPENSES	22,839,574	22,839,574	13,268,678.00	3,020,499.00	.00	9,570,896.00	
9	MISCELLANEOUS							
910	RETIREMENT							
	<a href="#">09109716 521800 EARLY RETIREMENT E</a>	6,260,132	6,260,132	6,260,132.00	.00	.00	.00	100.0%
	<a href="#">09109716 560800 RET-PENSION(EMP.BE</a>	16,835,416	16,835,416	16,770,248.56	.00	.00	65,167.44	99.6%
	<a href="#">09109716 572600 NON-CONTRIB-PENSI</a>	60,000	60,000	24,251.30	4,186.20	.00	35,748.70	40.4%
912	WORKER'S COMPENSATION							
	<a href="#">09129711 516900 WORKMENS COMP- SCH</a>	500,000	500,000	374,657.87	39,241.63	.00	125,342.13	74.9%
	<a href="#">09129711 517100 WRKMEN-COMP-CITY(E</a>	200,000	200,000	84,062.62	5,377.88	.00	115,937.38	42.0%
913	UNEMPLOYMENT INSURANCE							
	<a href="#">09139710 517200 UNEMPLOYMENT COMP-</a>	100,000	100,000	65,636.30	12,219.46	.00	34,363.70	65.6%
	<a href="#">09139710 517201 UMEPLOYMENT COMP-</a>	250,000	250,000	117,066.25	33,925.08	.00	132,933.75	46.8%
914	HEALTH INSURANCE							
	<a href="#">09149713 563600 HEALTH INSURANCE</a>	22,500,000	22,500,000	16,244,143.43	1,804,048.84	.00	6,255,856.57	72.2%
916	MEDICARE							
	<a href="#">09139714 572000 MEDICARE- HEALTH</a>	2,500,000	2,500,000	1,830,052.47	263,704.72	.00	669,947.53	73.2%
	TOTAL EXPENSES	49,205,548	49,205,548	41,770,250.80	2,162,703.81	.00	7,435,297.20	
	GRAND TOTAL	333,798,488	335,259,352	233,310,670.90	31,905,730.42	9,252,161.40	92,696,519.42	72.4%

\*\* END OF REPORT - Generated by Bryan Perry \*\*



REPORT OPTIONS

Sequence 1	Field # 2	Total N	Page Break N	Year/Period: 2017/ 9
Sequence 2	3	N	N	Print revenue as credit: Y
Sequence 3	0	N	N	Print totals only: N
Sequence 4	0	N	N	Suppress zero bal accts: Y
				Print full GL account: N
				Double space: N
				Roll projects to object: N
Report title: FY17 YTD BUDGET REPORT				Carry forward code: 1
Print Full or Short description: F				Print journal detail: N
Print MTD Version: Y				From Yr/Per: 2016/ 9
Print Revenues-Version headings: N				To Yr/Per: 2016/ 9
Format type: 1				Include budget entries: Y
Print revenue budgets as zero: N				Incl encumb/liq entries: Y
Include Fund Balance: N				Sort by JE # or PO #: J
Include requisition amount: N				Detail format option: 1
Multiyear view: F				

Find Criteria

Field Name	Field Value
Fund	0010
FUNCTION	
DEPARTMENT	
AP/UM/OET	
DOE/PROGS	
FY/GRADE	
LEVEL	
CATEGORY	
Character Code	
Org	
Object	5*
Project	
Account type	
Account status	
Rollup Code	

