



**Bryan Perry**  
*City Auditor*

To: Mayor Kennedy  
And Members of City Council

From: Bryan Perry, City Auditor

Date: November 8, 2017

Re: October Year to Date Budget Report

---

Attached please find a copy of the Budget Report as of October 31, 2017.

Please let me know if you would like to discuss this report.


Thank you,

Bryan Perry, CPA  
City Auditor

Cc: Kevin J. Murphy, City Manager  
Conor Baldwin, CFO

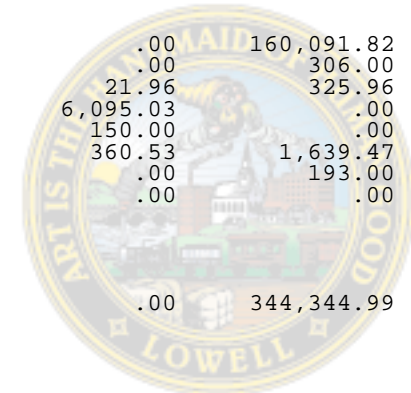
FOR 2018 04

	ORIGINAL APPROP	REVISED BUDGET	YTD EXPENDED	MTD EXPENDED	ENCUMBRANCES	AVAILABLE BUDGET	PCT USED
1 GENERAL GOVERNMENT							
111 CITY COUNCIL							
<a href="#">01114151 511000 SALARIES - PERMANE</a>	185,500	185,500	43,384.48	10,846.12	.00	142,115.52	23.4%
<a href="#">01114153 531702 ADVERTISING</a>	7,500	7,500	1,071.84	.00	6,428.16	.00	100.0%
121 MAYOR							
<a href="#">01214151 511000 SALARIES - PERMANE</a>	51,428	51,428	14,384.80	3,596.20	.00	37,043.20	28.0%
<a href="#">01214153 536700 MAYOR'S PORTRAIT</a>	0	2,553	.00	.00	2,553.00	.00	100.0%
<a href="#">01214154 544400 OFFICE SUPPLIES</a>	1,900	2,934	.00	.00	1,067.00	1,867.00	36.4%
<a href="#">01214157 570702 TRANS REIMBURS.&amp; S</a>	10,000	10,000	.00	.00	.00	10,000.00	.0%
<a href="#">01214157 573404 OFFICE OPERATIONS</a>	2,000	2,000	.00	.00	.00	2,000.00	.0%
123 CITY MANAGER							
<a href="#">01234151 511000 SALARIES - PERMANE</a>	455,190	455,190	136,689.45	34,172.35	.00	318,500.55	30.0%
<a href="#">01234151 514900 SW SICK LEAVE INCE</a>	1,400,000	1,400,000	30,074.22	.00	.00	1,369,925.78	2.1%
<a href="#">01234153 520100 SCHOOL-ELECTRICITY</a>	2,400,000	2,400,000	532,296.72	56,450.42	.00	1,867,703.28	22.2%
<a href="#">01234153 520101 SCHOOL-HEATING/GAS</a>	1,150,000	1,150,000	13,436.75	6,524.10	.00	1,136,563.25	1.2%
<a href="#">01234153 520500 REPAIR &amp; MAINT-EQU</a>	500	500	.00	.00	.00	500.00	.0%
<a href="#">01234153 525100 LEASING EQUIP. &amp; S</a>	1,600	1,600	.00	.00	.00	1,600.00	.0%
<a href="#">01234153 525700 MEDICAD REIMB.EXPE</a>	50,000	50,000	5,422.40	5,422.40	44,577.60	.00	100.0%
<a href="#">01234153 530000 PROFESSIONAL SERVI</a>	30,000	110,000	66,906.74	456.00	39,132.00	3,961.26	96.4%
<a href="#">01234153 531702 ADVERTISING</a>	2,000	2,000	.00	.00	.00	2,000.00	.0%
<a href="#">01234154 544400 OFFICE SUPPLIES</a>	5,000	5,000	1,818.42	1,089.50	277.91	2,903.67	41.9%
<a href="#">01234157 570400 MASS MUNICIPAL ASS</a>	16,000	16,000	15,413.00	.00	.00	587.00	96.3%
<a href="#">01234157 570701 IN-STA TRAVEL REIM</a>	1,000	1,000	164.43	.00	.00	835.57	16.4%
<a href="#">01234157 570702 TRANS REIMBURS.&amp; S</a>	500	500	.00	.00	.00	500.00	.0%
<a href="#">01234157 570703 CONFERENCES/SEMINA</a>	5,000	0	.00	.00	.00	.00	.0%
<a href="#">01234160 572300 OUT OF STATE TRAVE</a>	5,000	0	.00	.00	.00	.00	.0%
<a href="#">01234170 589166 OFFICE FURNITURE &amp;</a>	500	500	.00	.00	.00	500.00	.0%
<a href="#">01237056 561700 CONTINGENCY</a>	400,000	200,000	.00	.00	.00	200,000.00	.0%
<a href="#">01237754 540900 DATA PROC-EQUIP &amp;</a>	400	400	.00	.00	.00	400.00	.0%
<a href="#">01237757 570401 DUES &amp; SUBSCRIPTIO</a>	2,000	2,000	1,475.00	840.00	.00	525.00	73.8%
<a href="#">01237951 511000 SALARIES - PERMANE</a>	118,145	118,145	59,104.47	12,984.92	.00	59,040.53	50.0%
<a href="#">01237953 525002 LEGAL &amp; FILING FEE</a>	1,800	1,800	.00	.00	.00	1,800.00	.0%
<a href="#">01237953 530002 CONTRACTED SERVICE</a>	149,350	149,350	36,443.39	12,289.48	112,906.61	.00	100.0%




FOR 2018 04

	ORIGINAL APPROP	REVISED BUDGET	YTD EXPENDED	MTD EXPENDED	ENCUMBRANCES	AVAILABLE BUDGET	PCT USED
<a href="#">01237954 545300 MISC-SUPPLIES-OTHE</a>	500	500	.00	.00	.00	500.00	.0%
<a href="#">01237957 570401 DUES &amp; SUBSCRIPTIO</a>	100	100	.00	.00	.00	100.00	.0%
<a href="#">01237975 588200 EQUIPMENT - OTHER</a>	50,000	50,000	15,000.00	15,000.00	.00	35,000.00	30.0%
<a href="#">01237991 598200 TRANSFER TO SCHOOL</a>	0	6,954	6,954.48	.00	.00	.00	100.0%
<a href="#">01238153 525004 PROF AUDITORIUM MA</a>	190,000	190,000	57,227.85	34,966.05	130,178.59	2,593.56	98.6%
<a href="#">01238153 530210 MERRIMACK REPERTOR</a>	25,000	25,000	10,416.67	8,333.32	14,583.33	.00	100.0%
<a href="#">01238153 531700 MARKETING</a>	200,000	200,150	51,530.19	8,405.53	48,631.64	99,988.17	50.0%
<a href="#">01238153 535903 LOWELL FESTIVAL</a>	80,000	80,000	70,965.10	-1,031.83	.00	9,034.90	88.7%
<hr/> 124 CULTURAL AFFAIRS/SPEC EVENTS <hr/>							
<a href="#">01244151 511000 SW SALARIES PERMAN</a>	183,718	183,718	56,144.50	14,036.12	.00	127,573.50	30.6%
<hr/> 133 FINANCE DEPT <hr/>							
<a href="#">01334151 511000 SW SALARIES PERMAN</a>	255,642	255,642	76,760.65	19,190.16	.00	178,881.35	30.0%
<a href="#">01334151 512000 SW TEMPORARY</a>	65,000	65,000	18,218.34	4,573.84	.00	46,781.66	28.0%
<a href="#">01334154 544400 OFFICE SUPPLIES</a>	200	200	.00	.00	.00	200.00	.0%
<hr/> 135 CITY AUDITING <hr/>							
<a href="#">01354151 511000 SALARIES - PERMANE</a>	471,662	471,662	144,407.52	36,101.87	.00	327,254.48	30.6%
<a href="#">01354153 525005 INDEPENDENT AUDIT</a>	50,000	50,000	.00	.00	.00	50,000.00	.0%
<a href="#">01354153 525100 LEASING EQUIP. &amp; S</a>	1,800	1,800	.00	.00	1,692.00	108.00	94.0%
<a href="#">01354154 541700 FORMS &amp; SUPPLIES</a>	5,000	5,000	407.50	.00	1,319.98	3,272.52	34.5%
<a href="#">01354157 570500 LICENSE &amp; FEES</a>	200	200	.00	.00	.00	200.00	.0%
<a href="#">01354157 570701 IN-STA TRAVEL REIM</a>	1,500	1,500	.00	.00	.00	1,500.00	.0%
<a href="#">01354257 571904 INS. PREMIUMS - BO</a>	100	100	.00	.00	.00	100.00	.0%
<hr/> 138 PURCHASING <hr/>							
<a href="#">01384151 511000 SALARIES - PERMANE</a>	229,139	229,139	69,047.18	17,261.80	.00	160,091.82	30.1%
<a href="#">01384151 514800 SW LONGEVITY</a>	306	306	.00	.00	.00	306.00	.0%
<a href="#">01384153 520500 REPAIR &amp; MAINT-EQU</a>	500	500	152.08	29.62	21.96	325.96	34.8%
<a href="#">01384153 531702 ADVERTISING</a>	12,000	12,000	5,904.97	941.92	6,095.03	.00	100.0%
<a href="#">01384153 531800 PRINTING &amp; BINDIN</a>	150	150	.00	.00	150.00	.00	100.0%
<a href="#">01384154 544400 OFFICE SUPPLIES</a>	2,000	2,000	.00	.00	360.53	1,639.47	18.0%
<a href="#">01384157 570401 DUES &amp; SUBSCRIPTIO</a>	1,000	1,000	807.00	.00	.00	193.00	80.7%
<a href="#">01384157 570702 TRANS REIMBURS.&amp; S</a>	500	500	500.00	.00	.00	.00	100.0%
<hr/> 141 ASSESSORS <hr/>							
<a href="#">01414151 511000 SALARIES - PERMANE</a>	492,655	492,655	148,310.01	38,274.36	.00	344,344.99	30.1%



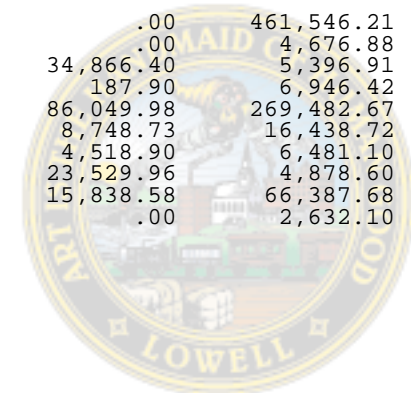
FOR 2018 04

	ORIGINAL APPROP	REVISED BUDGET	YTD EXPENDED	MTD EXPENDED	ENCUMBRANCES	AVAILABLE BUDGET	PCT USED
01414151 514800 S & W LONGEVITY	360	360	.00	.00	.00	360.00	.0%
01414153 520500 REPAIR & MAINT-EQU	1,300	1,300	238.00	238.00	.00	1,062.00	18.3%
01414153 530010 APPRAISALS	15,000	15,000	.00	.00	6,050.00	8,950.00	40.3%
01414153 530022 PROF SERVICE-REVAL	25,000	25,000	.00	.00	.00	25,000.00	.0%
01414153 531702 ADVERTISING	1,250	1,250	.00	.00	.00	1,250.00	.0%
01414153 531800 PRINTING & BINDIN	1,500	1,500	405.38	112.88	43.80	1,050.82	29.9%
01414154 540900 DATA PROC-EQUIP &	1,000	1,000	.00	.00	.00	1,000.00	.0%
01414154 544400 OFFICE SUPPLIES	1,500	1,500	784.61	326.00	.00	715.39	52.3%
01414157 531904 TUITION REIMBURSEM	1,000	1,000	.00	.00	135.00	865.00	13.5%
01414157 570401 DUES & SUBSCRIPTIO	2,000	2,000	162.00	.00	250.00	1,588.00	20.6%
01414157 570702 TRANS REIMBURS.& S	13,400	13,400	3,483.12	1,074.62	.00	9,916.88	26.0%
01414157 573400 MISCELLANEOUS CHAR	750	750	265.07	.00	.00	484.93	35.3%
01414170 589166 OFFICE FURNITURE &	750	750	263.43	.00	.00	486.57	35.1%
01414253 520704 DATA PROCESSING-SP	1,200	1,200	.00	.00	.00	1,200.00	.0%
01414253 525100 LEASING EQUIP. & S	900	900	.00	.00	.00	900.00	.0%
<b>145 TREASURER</b>							
01454151 511000 SALARIES - PERMANE	587,397	587,397	160,047.45	44,151.28	.00	427,349.55	27.2%
01454153 520500 REPAIR & MAINT-EQU	1,500	1,500	.00	.00	.00	1,500.00	.0%
01454153 530000 PROFESSIONAL SERVI	31,000	31,648	10,381.21	3,934.40	2,640.00	18,626.79	41.1%
01454153 530028 BOND COUNSEL-BANKI	28,000	28,107	8,876.72	907.48	8,285.59	10,944.33	61.1%
01454153 536900 POSTAGE	210,000	210,000	85,343.92	12,398.46	.00	124,656.08	40.6%
01454154 544400 OFFICE SUPPLIES	5,000	5,000	663.50	.00	1,016.41	3,320.09	33.6%
01454157 570401 DUES & SUBSCRIPTIO	600	600	450.00	140.00	.00	150.00	75.0%
01454157 570704 TRANSPORATION REIM	3,000	3,000	630.73	.00	.00	2,369.27	21.0%
01454157 573400 TAX TITLE FEES	60,000	60,000	-675.00	-590.00	.00	60,675.00	-1.1%
01454256 561300 NO. MIDDLESEX AREA	35,000	35,000	32,063.55	.00	.00	2,936.45	91.6%
01457753 525100 LEASING EQUIP. & S	7,500	7,500	1,054.47	.00	.00	6,445.53	14.1%
01458156 561500 GR LOWELL REG VOC	8,573,123	8,573,123	2,143,281.00	.00	.00	6,429,842.00	25.0%
01459657 571904 INS. PREMIUMS - BO	4,000	4,000	3,660.98	972.00	138.52	200.50	95.0%
01459871 598010 OVERLAY TRANSFER	1,100,000	1,100,000	.00	.00	.00	1,100,000.00	.0%
<b>151 LAW DEPARTMENT</b>							
01514151 511000 SW SALARIES PERMAN	978,819	978,819	290,116.33	71,098.68	.00	688,702.67	29.6%
01514151 512000 SW TEMPORARY	17,000	17,000	4,266.85	951.90	.00	12,733.15	25.1%
01514151 514800 S & W LONGEVITY	550	550	.00	.00	.00	550.00	.0%
01514153 520500 REPAIR & MAINT-EQU	4,000	4,000	1,291.05	258.21	1,807.47	901.48	77.5%
01514153 525002 LEGAL & FILING FEE	6,000	6,000	130.80	.00	.00	5,869.20	2.2%
01514153 525003 LEGAL RESEARCH	2,000	2,000	48.50	.00	.00	1,951.50	2.4%
01514153 528300 ACQUISITION OF PROP	0	70,300	70,300.00	.00	.00	.00	100.0%




FOR 2018 04

	ORIGINAL APPROP	REVISED BUDGET	YTD EXPENDED	MTD EXPENDED	ENCUMBRANCES	AVAILABLE BUDGET	PCT USED
<a href="#">01514153 530000 PROFESSIONAL SERVI</a>	160,000	160,000	36,958.59	9,802.64	73,879.70	49,161.71	69.3%
<a href="#">01514153 531800 PRINTING &amp; BINDIN</a>	1,000	1,000	.00	.00	.00	1,000.00	.0%
<a href="#">01514154 541602 RESEARCH MHS</a>	35,000	35,000	15,145.75	8,965.60	18,405.25	1,449.00	95.9%
<a href="#">01514154 544400 OFFICE SUPPLIES</a>	2,000	2,000	936.20	29.00	13.14	1,050.66	47.5%
<a href="#">01514157 570401 DUES &amp; SUBSCRIPTIO</a>	3,500	3,500	538.00	.00	.00	2,962.00	15.4%
<a href="#">01514157 570702 TRANS REIMBURS.&amp; S</a>	10,000	10,000	715.00	515.85	.00	9,285.00	7.2%
<a href="#">01514163 576001 COURT JUDGEMENTS</a>	175,000	175,000	55,825.45	16,000.00	.00	119,174.55	31.9%
<a href="#">01514170 589166 OFFICE FURNITURE &amp;</a>	1,000	1,000	655.75	.00	.00	344.25	65.6%
<a href="#">01514257 571903 INS. PREMIUMS - OT</a>	200	200	.00	.00	.00	200.00	.0%
<a href="#">01514357 570102 COMP HARDWARE-SOFT</a>	1,000	1,000	.00	.00	.00	1,000.00	.0%
<a href="#">01514757 573000 CLAIMS (LAW) GENER</a>	250,000	179,700	9,555.50	3,815.32	647.57	169,496.93	5.7%
<a href="#">01514857 573001 CLAIMS POL/FIRE-AC</a>	250,000	250,000	121,475.76	9,748.79	.00	128,524.24	48.6%
<a href="#">01517057 573002 POL/FIRE-RETIRED C</a>	100,000	100,000	64,434.78	2,538.08	.00	35,565.22	64.4%
<b>152 HUMAN RELATIONS (HRMS)</b>							
<a href="#">01524151 511000 SALARIES - PERMANE</a>	286,825	286,825	85,115.33	21,278.83	.00	201,709.67	29.7%
<a href="#">01524151 512000 S &amp; W TEMPORARY</a>	6,000	6,000	.00	.00	.00	6,000.00	.0%
<a href="#">01524151 514800 S &amp; W LONGEVITY</a>	147	147	.00	.00	.00	147.00	.0%
<a href="#">01524153 520607 DRUG PROGRAM</a>	1,800	1,800	.00	.00	.00	1,800.00	.0%
<a href="#">01524153 525200 ECONOMIC/PROF DEVE</a>	2,500	2,500	199.00	.00	.00	2,301.00	8.0%
<a href="#">01524153 530000 PROFESSIONAL SERVI</a>	7,000	7,000	821.74	.00	.00	6,178.26	11.7%
<a href="#">01524153 530103 PRE-EMPLOYMENT PHY</a>	8,000	8,000	5,072.00	1,820.00	.00	2,928.00	63.4%
<a href="#">01524153 531702 ADVERTISING</a>	3,000	3,000	105.00	.00	.00	2,895.00	3.5%
<a href="#">01524153 531800 PRINTING &amp; BINDIN</a>	2,000	2,000	.00	.00	.00	2,000.00	.0%
<a href="#">01524154 544400 OFFICE SUPPLIES</a>	1,000	1,000	189.00	.00	.00	811.00	18.9%
<a href="#">01524157 570401 DUES &amp; SUBSCRIPTIO</a>	450	450	450.00	.00	.00	.00	100.0%
<a href="#">01524157 570702 TRANS REIMBURS.&amp; S</a>	250	250	.00	.00	.00	250.00	.0%
<a href="#">01524157 573400 MISCELLANEOUS CHAR</a>	350	350	.00	.00	.00	350.00	.0%
<b>155 M.I.S. DEPARTMENT</b>							
<a href="#">01554151 511000 SALARIES - PERMANE</a>	657,918	657,918	196,371.79	49,383.57	.00	461,546.21	29.8%
<a href="#">01554151 513000 SW OVERTIME</a>	6,885	6,885	2,208.12	493.16	.00	4,676.88	32.1%
<a href="#">01554153 520500 REPAIR &amp; MAINT-EQU</a>	69,000	69,000	28,736.69	4,358.30	34,866.40	5,396.91	92.2%
<a href="#">01554153 520704 DATA PROCESSING-SP</a>	9,000	9,000	1,865.68	1,865.68	187.90	6,946.42	22.8%
<a href="#">01554153 525100 LEASING EQUIP. &amp; S</a>	383,125	383,125	27,592.35	5,832.79	86,049.98	269,482.67	29.7%
<a href="#">01554153 530000 PROFESSIONAL SERVI</a>	30,000	38,350	13,162.55	1,149.02	8,748.73	16,438.72	57.1%
<a href="#">01554153 530108 EMPLOYEE TRAINING</a>	11,000	11,000	.00	.00	4,518.90	6,481.10	41.1%
<a href="#">01554154 540900 DATA PROC-EQUIP &amp;</a>	36,500	36,500	8,091.44	3,394.02	23,529.96	4,878.60	86.6%
<a href="#">01554154 541000 COMPUTER EQUIPMT/S</a>	105,000	106,005	23,778.98	4,316.58	15,838.58	66,387.68	37.4%
<a href="#">01554154 544400 OFFICE SUPPLIES</a>	2,900	2,900	267.90	.00	.00	2,632.10	9.2%




FOR 2018 04

	ORIGINAL APPROP	REVISED BUDGET	YTD EXPENDED	MTD EXPENDED	ENCUMBRANCES	AVAILABLE BUDGET	PCT USED
<u>01554157 570100 SOFTWARE LIC. &amp; SU</u>	660,000	662,500	136,192.44	58,603.79	276,674.83	249,632.73	62.3%
157 MESSENGER'S							
<u>01574152 520100 ENERGY- ELECTRICIT</u>	270,000	270,000	84,350.71	3,978.24	.00	185,649.29	31.2%
<u>01574152 520101 ENERGY-HEATING GAS</u>	114,000	124,000	1,948.82	372.83	.00	122,051.18	1.6%
158 TELEPHONE EXCHANGE							
<u>01584153 530000 PROFESSIONAL SERVI</u>	135,000	140,584	46,028.63	14,096.29	74,841.48	19,714.32	86.0%
161 CITY CLERK							
<u>01614151 511000 SALARIES - PERMANE</u>	389,879	389,879	119,656.38	29,980.47	.00	270,222.62	30.7%
<u>01614153 520500 REPAIR &amp; MAINT-EQU</u>	750	750	.00	.00	.00	750.00	.0%
<u>01614153 530000 PROFESSIONAL SERVI</u>	6,000	6,000	.00	.00	.00	6,000.00	.0%
<u>01614153 531800 PRINTING &amp; BINDIN</u>	600	600	595.00	595.00	.00	5.00	99.2%
<u>01614154 544400 OFFICE SUPPLIES</u>	3,000	3,000	1,490.60	.00	596.76	912.64	69.6%
<u>01614157 570401 DUES &amp; SUBSCRIPTIO</u>	300	300	100.00	100.00	.00	200.00	33.3%
<u>01617754 541000 COMPUTER EQUIPMT/S</u>	5,000	5,195	781.56	195.39	1,758.51	2,655.32	48.9%
162 ELECTIONS							
<u>01624151 511000 SALARIES - PERMANE</u>	96,204	96,204	29,601.41	7,400.35	.00	66,602.59	30.8%
<u>01624151 512000 S &amp; W TEMPORARY</u>	83,000	83,000	46,963.84	45,979.84	.00	36,036.16	56.6%
<u>01624151 513000 OVERTIME</u>	7,000	7,000	3,269.73	1,561.96	.00	3,730.27	46.7%
<u>01624153 524003 RENTAL OF HALLS</u>	2,000	2,000	737.50	737.50	.00	1,262.50	36.9%
<u>01624153 530000 PROFESSIONAL SERVI</u>	10,000	10,000	1,225.00	1,200.00	6,200.00	2,575.00	74.3%
<u>01624153 531800 PRINTING &amp; BINDIN</u>	25,000	25,000	2,081.50	1,601.50	17,870.00	5,048.50	79.8%
<u>01624153 531802 CENSUS FORMS PRINT</u>	20,000	20,000	.00	.00	.00	20,000.00	.0%
<u>01624153 536900 POSTAGE</u>	15,000	15,000	225.00	.00	.00	14,775.00	1.5%
<u>01624154 540500 VOTING MACHINE SUP</u>	12,000	12,000	3,970.35	3,970.35	173.04	7,856.61	34.5%
<u>01624154 544400 OFFICE SUPPLIES</u>	5,000	5,000	1,461.59	1,040.04	606.17	2,932.24	41.4%
182 PLANING & DEVELOPMENT							
<u>01824151 511000 SALARIES - PERMANE</u>	2,501,587	1,286,297	400,668.03	101,074.91	.00	885,628.97	31.1%
<u>01824151 513000 SW OVERTIME</u>	11,500	11,500	6,386.82	1,191.54	.00	5,113.18	55.5%
<u>01824151 514800 S &amp; W LONGEVITY</u>	652	652	.00	.00	.00	652.00	.0%




FOR 2018 04

	ORIGINAL APPROP	REVISED BUDGET	YTD EXPENDED	MTD EXPENDED	ENCUMBRANCES	AVAILABLE BUDGET	PCT USED
<u>01824153 520200 TELEPHONE</u>	10,000	10,054	3,825.76	890.84	6,177.47	51.14	99.5%
<u>01824153 520500 REPAIR &amp; MAINT- EQ</u>	500	500	55.95	.00	.00	444.05	11.2%
<u>01824153 525100 LEASING EQUIP. &amp; S</u>	4,164	4,164	.00	.00	.00	4,164.00	.0%
<u>01824153 530000 PROFESSIONAL SERVI</u>	50,000	50,000	13,559.29	9,069.24	20,380.00	16,060.71	67.9%
<u>01824153 530015 OTHER SERVICES</u>	3,000	3,000	.00	.00	3,000.00	.00	100.0%
<u>01824153 531702 ADVERTISING</u>	7,500	7,500	299.88	105.00	2,305.12	4,895.00	34.7%
<u>01824153 531800 PRINTING &amp; BINDIN</u>	2,500	2,500	733.25	.00	.00	1,766.75	29.3%
<u>01824154 544400 OFFICE SUPPLIES</u>	10,000	10,000	6,656.00	2,680.92	1,156.66	2,187.34	78.1%
<u>01824154 545500 UNIFORMS &amp; OTHER C</u>	1,000	1,000	.00	.00	.00	1,000.00	.0%
<u>01824157 570401 DUES &amp; SUBSCRIPTIO</u>	2,500	2,500	340.00	340.00	.00	2,160.00	13.6%
<u>01824157 570700 TRANS - MONTHLY AL</u>	58,800	58,800	18,717.42	4,550.00	.00	40,082.58	31.8%
<u>01824157 570702 TRANS REIMBURS.&amp; S</u>	15,000	15,000	1,677.28	805.71	.00	13,322.72	11.2%
<u>01824157 570705 BLG/INSP/TRN/EDUC/</u>	5,000	5,000	473.85	.00	.00	4,526.15	9.5%
<u>01824157 571800 EDUCATION REIMBURS</u>	1,200	1,200	.00	.00	.00	1,200.00	.0%
<u>01824157 573400 MISCELLANEOUS CHAR</u>	5,000	5,000	2,550.47	2,158.32	884.33	1,565.20	68.7%
<u>01824170 528300 ACQUISTION OF PROP</u>	0	120,000	120,000.00	.00	.00	.00	100.0%
<u>01824170 589166 OFFICE FURNITURE &amp;</u>	1,500	1,500	.00	.00	328.00	1,172.00	21.9%
<u>01824175 580308 LOWELL LANDFILL</u>	0	6,200	6,200.00	.00	.00	.00	100.0%
<u>01824175 588508 CAPITAL IMPROVEMEN</u>	3,000	3,000	.00	.00	.00	3,000.00	.0%
<b>220 FIRE</b>							
<u>02204175 582500 BUILDING REHAB./RE</u>	2,000	2,099	197.75	.00	602.25	1,299.33	38.1%
<u>02204253 520507 REAPIR &amp; MAINT-BUI</u>	5,000	5,240	768.00	234.00	1,532.00	2,940.00	43.9%
<u>02204354 543100 CUSTODIAL-SUPPLIES</u>	7,000	7,000	3,468.80	1,755.09	400.00	3,131.20	55.3%
<b>400 DPW GENERAL</b>							
<u>04007951 511000 SALARIES - PERMANE</u>	1,974,961	1,974,961	522,118.67	132,751.46	.00	1,452,842.33	26.4%
<u>04007951 513000 SW OVERTIME</u>	91,200	91,200	60,482.03	14,524.23	.00	30,717.97	66.3%
TOTAL GENERAL GOVERNMENT	29,746,031	28,566,416	6,858,501.48	1,065,580.20	1,112,514.86	20,595,399.54	27.9%
TOTAL EXPENSES	29,746,031	28,566,416	6,858,501.48	1,065,580.20	1,112,514.86	20,595,399.54	
<b>2 PUBLIC SAFETY</b>							
<b>210 POLICE</b>							
<u>02104151 511000 SALARIES - PERMANE</u>	24,224,823	24,224,823	7,295,150.44	1,809,254.26	.00	16,929,672.56	30.1%



FOR 2018 04


2	PUBLIC SAFETY	ORIGINAL APPROP	REVISED BUDGET	YTD EXPENDED	MTD EXPENDED	ENCUMBRANCES	AVAILABLE BUDGET	PCT USED
02104151	512000	15,000	15,000	3,448.79	520.00	.00	11,551.21	23.0%
02104151	512000	21,528	0	.00	.00	.00	.00	.0%
02104151	513000	800,000	800,000	251,160.82	81,610.40	.00	548,839.18	31.4%
02104151	514000	430,000	430,000	93,255.06	34,000.42	.00	336,744.94	21.7%
02104151	514100	40,000	40,000	17,840.46	2,825.02	.00	22,159.54	44.6%
02104151	514300	37,000	37,000	12,330.28	3,135.88	.00	24,669.72	33.3%
02104151	514800	6,700	6,700	3,490.89	.00	.00	3,209.11	52.1%
02104151	515000	470,000	470,000	115,569.88	25,092.50	.00	354,430.12	24.6%
02104151	515001	15,000	15,000	.00	.00	.00	15,000.00	.0%
02104151	515003	65,000	65,000	13,247.16	2,468.37	.00	51,752.84	20.4%
02104151	515004	36,481	36,481	11,224.64	2,806.16	.00	25,256.36	30.8%
02104151	515006	21,528	21,528	6,509.00	1,541.00	.00	15,019.00	30.2%
02104151	515600	16,000	16,000	3,215.67	635.40	.00	12,784.33	20.1%
02104151	515800	82,250	82,250	.00	.00	.00	82,250.00	.0%
02104151	519300	45,856	45,856	8,261.72	.00	10,957.48	26,636.80	41.9%
02104151	519800	6,000	6,000	.00	.00	.00	6,000.00	.0%
02104153	520200	5,000	5,000	1,572.17	345.15	3,427.83	.00	100.0%
02104153	520500	100,000	100,000	33,428.25	3,322.12	60,081.39	6,490.36	93.5%
02104153	520504	80,000	80,000	.00	.00	75,000.00	5,000.00	93.8%
02104153	520512	200,000	200,000	174,223.76	19,375.00	10,947.50	14,828.74	92.6%
02104153	520515	13,000	18,000	5,962.94	5,962.94	895.26	11,141.80	38.1%
02104153	521900	600	600	.00	.00	.00	600.00	.0%
02104153	522300	9,000	9,000	1,786.40	560.31	1,507.83	5,705.77	36.6%
02104153	522400	6,000	6,000	853.18	32.72	646.82	4,500.00	25.0%
02104153	522600	58,550	58,550	23,687.25	4,737.45	33,162.15	1,700.60	97.1%
02104153	522800	30,000	30,000	6,308.98	324.34	5,758.78	17,932.24	40.2%
02104153	524000	7,450	9,450	1,787.15	491.77	5,586.58	2,076.27	78.0%
02104153	530020	35,000	35,000	8,915.10	8,915.10	21,084.90	5,000.00	85.7%
02104153	530100	18,000	18,000	.00	.00	.00	18,000.00	.0%
02104153	530105	40,000	96,750	12,631.79	8,766.16	21,933.09	62,185.12	35.7%
02104153	531704	50,000	50,000	21,569.68	2,094.01	28,430.32	.00	100.0%
02104154	542100	9,500	9,500	3,157.50	.00	5,842.50	500.00	94.7%
02104154	542300	240,000	240,000	72,665.28	21,449.19	46,409.41	120,925.31	49.6%
02104154	543300	80,000	80,000	29,415.01	3,141.60	25,640.21	24,944.78	68.8%
02104154	544400	5,000	5,000	2,753.35	70.22	1,379.00	867.65	82.6%
02104154	545300	5,000	5,000	2,686.23	1,114.68	1,246.13	1,067.64	78.6%
02104157	530039	61,750	61,750	35,750.00	.00	.00	26,000.00	57.9%
02104157	570401	9,000	9,000	1,550.00	.00	3,320.00	4,130.00	54.1%
02104157	570701	2,000	2,000	488.81	.00	.00	1,511.19	24.4%
02104157	571400	5,925	5,925	5,321.09	15.05	603.91	.00	100.0%
02104157	573400	10,000	10,000	2,388.34	1,104.74	2,443.23	5,168.43	48.3%
02104170	589108	5,000	5,000	279.68	.00	.00	4,720.32	5.6%
02104170	589116	200,000	200,000	.00	.00	200,000.00	.00	100.0%
02104170	589117	2,500	2,500	1,539.43	938.62	.00	960.57	61.6%






FOR 2018 04

2	PUBLIC SAFETY	ORIGINAL APPROP	REVISED BUDGET	YTD EXPENDED	MTD EXPENDED	ENCUMBRANCES	AVAILABLE BUDGET	PCT USED
	<a href="#">02104170 589118 POLICE EQUIPMENT O</a>	35,000	98,800	73,568.70	64,240.95	285.00	24,946.30	74.8%
	<a href="#">02104170 589140 PORTABLE RADIOS &amp;</a>	13,600	13,600	.00	.00	.00	13,600.00	.0%
	<a href="#">02104170 589166 OFFICE FURNITURE &amp;</a>	5,000	5,000	620.33	165.85	264.00	4,115.67	17.7%
	<a href="#">02104257 571903 INS. PREMIUMS - OT</a>	12,000	12,000	.00	.00	.00	12,000.00	.0%
	<a href="#">02104357 570102 COMP HARDWARE-SOFT</a>	92,600	92,600	42,654.29	4,780.94	10,749.68	39,196.03	57.7%
220 FIRE								
	<a href="#">02204151 511000 SALARIES - PERMANE</a>	15,627,435	15,627,435	4,670,592.69	1,156,366.77	.00	10,956,842.31	29.9%
	<a href="#">02204151 511605 APPARATUS DETAIL P</a>	41,200	41,200	8,390.00	1,962.00	.00	32,810.00	20.4%
	<a href="#">02204151 513000 OVERTIME</a>	741,600	741,600	284,134.12	53,292.24	.00	457,465.88	38.3%
	<a href="#">02204151 513007 OVERTIME-PUBLIC ED</a>	15,914	15,914	6,471.46	2,237.85	.00	9,442.54	40.7%
	<a href="#">02204151 513200 S &amp; W-OVERTIME/HOL</a>	214,830	214,830	55,645.88	20,737.59	.00	159,184.12	25.9%
	<a href="#">02204151 514000 S &amp; W HOLIDAY</a>	1,015,580	1,015,580	239,334.27	79,649.60	.00	776,245.73	23.6%
	<a href="#">02204151 514800 S &amp; W LONGEVITY</a>	9,000	9,000	3,918.14	.00	.00	5,081.86	43.5%
	<a href="#">02204151 515000 COURT TIME</a>	2,200	2,200	402.51	.00	.00	1,797.49	18.3%
	<a href="#">02204151 515600 OUT OF GRADE COMPE</a>	137,387	137,387	41,126.62	10,829.96	.00	96,260.38	29.9%
	<a href="#">02204151 515700 HAZARDOUS MATERIAL</a>	35,000	35,000	-103.64	376.60	.00	35,103.64	-.3%
	<a href="#">02204151 518500 BUY BACK VACATION</a>	148,526	148,526	128.48	.00	.00	148,397.52	.1%
	<a href="#">02204151 571801 EDUCATION INCENTIV</a>	5,500	5,500	5,030.00	.00	.00	470.00	91.5%
	<a href="#">02204151 572300 OUT OF STATE TRAVE</a>	4,200	4,200	.00	.00	.00	4,200.00	.0%
	<a href="#">02204152 520100 ENERGY- ELECTRICIT</a>	40,000	40,000	14,129.65	.00	.00	25,870.35	35.3%
	<a href="#">02204152 520101 ENERGY- HEATING GA</a>	62,000	62,000	934.02	294.77	.00	61,065.98	1.5%
	<a href="#">02204153 520500 REPAIR &amp; MAINT- EQ</a>	10,000	10,000	145.63	145.63	2,000.00	7,854.37	21.5%
	<a href="#">02204153 520504 REPAIR &amp; MAINT OF</a>	125,000	125,647	69,733.13	14,404.41	46,854.38	9,059.82	92.8%
	<a href="#">02204153 521400 HAZARDOUS WASTE CO</a>	6,500	6,500	2,737.50	688.00	2,504.00	1,258.50	80.6%
	<a href="#">02204153 523700 LADDER TESTING</a>	5,500	5,500	.00	.00	.00	5,500.00	.0%
	<a href="#">02204153 525006 HEALTH &amp; SAFETY/CO</a>	35,000	35,000	6,242.00	.00	6,300.00	22,458.00	35.8%
	<a href="#">02204153 530000 PROFESSIONAL SERVI</a>	1,500	1,500	.00	.00	.00	1,500.00	.0%
	<a href="#">02204153 530014 PROF.SVC-EMT/AMBUL</a>	8,000	8,000	.00	.00	.00	8,000.00	.0%
	<a href="#">02204153 530059 CodeRED</a>	10,100	10,100	10,000.00	.00	.00	100.00	99.0%
	<a href="#">02204153 530060 CELLULAR SERV/EMER</a>	6,000	6,000	1,493.62	1,202.56	1,109.75	3,396.63	43.4%
	<a href="#">02204153 530072 Alarm Monitoring S</a>	59,650	59,650	20,720.00	5,180.00	36,260.00	2,670.00	95.5%
	<a href="#">02204153 530101 PRE-RETIRE PHYSICA</a>	15,000	15,000	.00	.00	6,190.00	8,810.00	41.3%
	<a href="#">02204153 530105 TRAINING/EVALUATIO</a>	10,000	10,000	500.34	189.64	188.00	9,311.66	6.9%
	<a href="#">02204153 531800 PRINTING &amp; BINDIN</a>	2,300	2,300	272.73	90.91	967.27	1,060.00	53.9%
	<a href="#">02204154 540800 FIREFIGHTER-SUPPLI</a>	15,000	15,353	1,245.20	.00	2,783.30	11,324.37	26.2%
	<a href="#">02204154 540801 LEPC-SUPPLIES/TRAV</a>	12,500	12,500	609.17	249.24	281.58	11,609.25	7.1%
	<a href="#">02204154 541000 COMPUTER EQUIPMT/S</a>	12,000	12,000	2,885.36	233.68	8,282.68	831.96	93.1%
	<a href="#">02204154 541800 MEDICAL &amp; SURGICAL</a>	32,000	32,000	1,602.99	897.00	.00	30,397.01	5.0%
	<a href="#">02204154 542300 GAS &amp; MOTOR OIL-SU</a>	85,000	85,000	28,670.36	10,943.21	51,756.39	4,573.25	94.6%
	<a href="#">02204154 542500 AUTOMOTIVE-TIRES &amp;</a>	10,000	10,021	218.00	.00	9,782.00	21.00	99.8%
	<a href="#">02204154 543600 HARDWARE-SUPPLIES</a>	2,000	2,056	77.85	.00	72.15	1,906.39	7.3%



FOR 2018 04

	ORIGINAL APPROP	REVISED BUDGET	YTD EXPENDED	MTD EXPENDED	ENCUMBRANCES	AVAILABLE BUDGET	PCT USED
<a href="#">02204154 544400 OFFICE SUPPLIES</a>	2,000	2,000	1,185.77	197.55	127.37	686.86	65.7%
<a href="#">02204157 570401 DUES &amp; SUBSCRIPTIO</a>	6,500	6,500	3,605.50	60.00	2,053.86	840.64	87.1%
<a href="#">02204157 570701 IN-STA TRAVEL REIM</a>	3,000	3,000	372.92	322.92	.00	2,627.08	12.4%
<a href="#">02204157 571800 EDUCATION REIMBURS</a>	5,000	5,000	.00	.00	.00	5,000.00	.0%
<a href="#">02204170 589107 UPGRADE RADIO SYST</a>	12,500	12,500	944.50	944.50	1,055.50	10,500.00	16.0%
<a href="#">02204170 589109 OTHER(SCUBA.ETC) E</a>	7,500	7,500	600.00	.00	340.00	6,560.00	12.5%
<a href="#">02204170 589119 SCBA EQUIPMENT(AIR</a>	45,000	45,000	12,548.80	1,824.05	2,780.32	29,670.88	34.1%
<a href="#">02204170 589127 4" HOSE &amp; HARDWARE</a>	10,000	10,000	.00	.00	.00	10,000.00	.0%
<a href="#">02204170 589166 OFFICE FURNITURE &amp;</a>	1,500	1,500	192.27	64.09	512.73	795.00	47.0%
<a href="#">02204170 589179 REPLACE-REPAIR APP</a>	100,000	100,240	2,351.17	.00	468.00	97,420.83	2.8%
<a href="#">02204257 571903 INS. PREMIUMS - OT</a>	5,000	5,000	.00	.00	.00	5,000.00	.0%
<b>240 INSPECTION SERVICE</b>							
<a href="#">02404151 511000 SALARIES - PERMANE</a>	1,207,055	1,215,290	376,522.54	91,162.15	.00	838,767.46	31.0%
TOTAL PUBLIC SAFETY	47,748,118	47,863,693	14,277,881.05	3,570,385.24	760,272.28	32,825,539.26	31.4%
TOTAL EXPENSES	47,748,118	47,863,693	14,277,881.05	3,570,385.24	760,272.28	32,825,539.26	
<b>3 EDUCATION</b>							
<b>001 CARDINAL O'CONNELL SCHOOL</b>							
<a href="#">90110106 512903 Cardinal SPED Teac</a>	61,753	61,753	11,762.48	5,881.24	.00	49,990.52	19.0%
<a href="#">90110112 544400 Cardinal SA - Gene</a>	12,000	12,185	1,423.34	1,238.38	2,629.37	8,132.25	33.3%
<a href="#">90110603 512111 STUDENT BODY ACTIV</a>	100	100	.00	.00	.00	100.00	.0%
<a href="#">90110604 512110 Cardinal Coordinat</a>	99,883	99,883	.00	.00	.00	99,883.00	.0%
<a href="#">90111003 512903 Cardinal Art Teach</a>	51,900	51,900	7,984.48	3,992.24	.00	43,915.52	15.4%
<a href="#">90111504 512903 Cardinal English T</a>	131,928	131,928	.00	.00	.00	131,928.00	.0%
<a href="#">90112004 512903 Cardinal Math Teac</a>	103,305	103,305	15,988.68	10,086.36	.00	87,316.32	15.5%
<a href="#">90112603 512903 Cardinal PhEd Teac</a>	61,753	61,753	9,500.56	4,750.28	.00	52,252.44	15.4%
<a href="#">90112803 512903 Cardinal Music Tea</a>	67,138	67,138	7,628.44	4,311.72	.00	59,509.56	11.4%
<a href="#">90113004 512903 Cardinal Science T</a>	79,374	79,374	12,211.28	6,105.64	.00	67,162.72	15.4%
<a href="#">90113104 512903 Cardinal Social St</a>	54,351	54,351	20,965.76	10,482.88	.00	33,385.24	38.6%
<a href="#">90128103 512135 Cardinal Social Wo</a>	87,535	87,535	16,673.36	8,336.68	.00	70,861.64	19.0%
<a href="#">90137001 530002 Cardinal SA - Prof</a>	3,000	3,000	.00	.00	.00	3,000.00	.0%
<a href="#">90141103 512902 Cardinal School Cl</a>	41,847	41,847	12,876.00	3,219.00	.00	28,971.00	30.8%
<a href="#">90147103 512960 Cardinal Custodian</a>	44,683	44,683	14,148.65	3,437.16	.00	30,534.35	31.7%
<b>002 BAILEY SCHOOL</b>							
<a href="#">90210103 512903 Bailey Elementary</a>	1,141,444	1,141,444	185,222.32	92,611.16	.00	956,221.68	16.2%




FOR 2018 04

	ORIGINAL APPROP	REVISED BUDGET	YTD EXPENDED	MTD EXPENDED	ENCUMBRANCES	AVAILABLE BUDGET	PCT USED
<a href="#">90210103 512958 Bailey Paraprofess</a>	253,954	253,954	48,246.72	24,123.36	.00	205,707.28	19.0%
<a href="#">90210106 512903 Bailey SPED Teache</a>	438,165	438,165	81,901.04	40,950.52	.00	356,263.96	18.7%
<a href="#">90210106 512958 Bailey SPED Parapr</a>	225,536	225,536	33,397.42	15,857.46	.00	192,138.58	14.8%
<a href="#">90210109 512903 Bailey ELL Teacher</a>	83,039	83,039	12,775.20	6,387.60	.00	70,263.80	15.4%
<a href="#">90210112 544400 Bailey SA - Genera</a>	29,300	29,300	14,437.35	6,176.72	2,943.65	11,919.00	59.3%
<a href="#">90210124 541000 Bailey SA - Techno</a>	7,500	7,500	.00	.00	.00	7,500.00	.0%
<a href="#">90210803 512903 Bailey Kindergarte</a>	320,579	320,579	43,133.26	21,033.30	.00	277,445.74	13.5%
<a href="#">90210903 512903 Bailey Pre-School</a>	62,828	62,828	12,032.72	6,016.36	.00	50,795.28	19.2%
<a href="#">90211003 512903 Bailey Art Teacher</a>	81,265	81,265	15,479.04	7,739.52	.00	65,785.96	19.0%
<a href="#">90212003 512903 Bailey Math Teache</a>	50,000	50,000	12,502.24	6,251.12	.00	37,497.76	25.0%
<a href="#">90212603 512903 Bailey Phys. Ed. T</a>	79,373	79,373	12,211.28	6,105.64	.00	67,161.72	15.4%
<a href="#">90212803 512903 Bailey Music Teach</a>	47,694	47,694	6,965.12	3,482.56	.00	40,728.88	14.6%
<a href="#">90212903 512903 Bailey Reading Tea</a>	70,826	70,826	11,157.44	5,578.72	.00	59,668.56	15.8%
<a href="#">90236003 512904 Bailey Library Aid</a>	29,398	29,398	4,784.31	2,392.16	.00	24,613.69	16.3%
<a href="#">90237002 530002 Bailey SA - Prof.</a>	15,000	15,000	2,937.50	1,777.50	.00	12,062.50	19.6%
<a href="#">90237003 512111 Bailey - Student A</a>	7,511	7,511	.00	.00	530.00	6,981.00	7.1%
<a href="#">90241103 512101 Bailey Principal</a>	121,810	121,810	24,612.81	9,601.63	.00	97,197.19	20.2%
<a href="#">90241103 512102 Bailey Asst. Princ</a>	99,193	99,193	29,542.40	7,630.28	.00	69,650.60	29.8%
<a href="#">90241103 512902 Bailey School Cler</a>	43,016	43,016	13,012.64	3,253.16	.00	30,003.36	30.3%
<a href="#">90247103 512960 Bailey Custodian</a>	141,238	141,238	44,657.80	10,864.45	.00	96,580.20	31.6%


012 MCAVINNUE SCHOOL

<a href="#">91210103 512903 McAvinnue Elementa</a>	1,140,600	1,140,600	161,735.53	80,024.53	.00	978,864.47	14.2%
<a href="#">91210103 512958 McAvinnue Paraprof</a>	274,035	274,035	47,857.84	23,928.92	.00	226,177.16	17.5%
<a href="#">91210106 512903 McAvinnue SPED Tea</a>	557,802	557,802	82,471.92	41,235.96	.00	475,330.08	14.8%
<a href="#">91210106 512958 McAvinnue SPED Par</a>	215,892	215,892	26,309.22	12,221.48	.00	189,582.78	12.2%
<a href="#">91210109 512903 McAvinnue ELL Teac</a>	182,167	182,167	23,986.88	11,993.44	.00	158,180.12	13.2%
<a href="#">91210112 544400 McAvinnue SA - Gen</a>	24,800	24,800	11,042.78	5,969.73	2,041.20	11,716.02	52.8%
<a href="#">91210115 541600 McAvinnue SA - Tex</a>	7,000	7,000	370.44	370.44	961.68	5,667.88	19.0%
<a href="#">91210124 541000 McAvinnue SA - Tec</a>	4,000	4,000	.00	.00	.00	4,000.00	.0%
<a href="#">91210803 512903 McAvinnue Kinderga</a>	315,530	315,530	45,008.32	22,504.16	.00	270,521.68	14.3%
<a href="#">91210903 512903 McAvinnue Pre-Scho</a>	72,244	72,244	25,868.24	12,934.12	.00	46,375.76	35.8%
<a href="#">91211003 512903 McAvinnue Art Teac</a>	78,213	78,213	14,897.68	7,448.84	.00	63,315.32	19.0%
<a href="#">91212003 512903 McAvinnue Math Tea</a>	76,730	76,730	24,349.20	12,174.60	.00	52,380.80	31.7%
<a href="#">91212603 512903 McAvinnue Phys. Ed</a>	87,628	87,628	13,481.28	6,740.64	.00	74,146.72	15.4%
<a href="#">91212803 512903 McAvinnue Music Te</a>	64,704	64,704	10,505.24	5,035.12	.00	54,198.76	16.2%
<a href="#">91212903 512903 McAvinnue Reading</a>	76,731	76,731	11,804.64	5,902.32	.00	64,926.36	15.4%
<a href="#">91236003 512904 McAvinnue Library</a>	30,500	30,500	5,809.52	2,904.76	.00	24,690.48	19.0%
<a href="#">91236006 541601 McAvinnue SA - Lib</a>	1,000	1,000	.00	.00	.00	1,000.00	.0%
<a href="#">91237012 530002 McAvinnue SA - Pro</a>	14,300	14,300	2,785.00	2,037.50	.00	11,515.00	19.5%
<a href="#">91241103 512101 McAvinnue Principa</a>	110,633	110,633	21,069.10	8,427.64	.00	89,563.90	19.0%
<a href="#">91241103 512102 McAvinnue Asst. Pr</a>	105,505	105,505	20,289.20	8,115.68	.00	85,215.80	19.2%




FOR 2018 04

	ORIGINAL APPROP	REVISED BUDGET	YTD EXPENDED	MTD EXPENDED	ENCUMBRANCES	AVAILABLE BUDGET	PCT USED
<a href="#">91241103 512902 McAvinnue School C</a>	41,847	41,847	12,739.20	3,184.80	.00	29,107.80	30.4%
<a href="#">91241112 512111 STUDENT BODY ACTIV</a>	7,400	7,400	.00	.00	.00	7,400.00	.0%
<a href="#">91247103 512960 McAvinnue Custodia</a>	141,771	141,771	44,821.60	10,905.40	.00	96,949.40	31.6%
<b>015 GREENHALGE SCHOOL</b>							
<a href="#">91510103 512903 Greenhalge Element</a>	1,066,621	1,066,621	171,363.96	84,633.08	.00	895,257.04	16.1%
<a href="#">91510103 512958 Greenhalge Parapro</a>	331,388	331,388	53,011.52	27,841.84	.00	278,376.48	16.0%
<a href="#">91510105 512111 STUDENT BODY ACTIV</a>	8,490	8,490	.00	.00	.00	8,490.00	.0%
<a href="#">91510106 512903 Greenhalge SPED Te</a>	461,369	461,369	75,969.60	36,494.80	.00	385,399.40	16.5%
<a href="#">91510106 512958 Greenhalge SPED Pa</a>	178,766	178,766	51,545.28	25,772.64	.00	127,220.72	28.8%
<a href="#">91510109 512903 Greenhalge ELL Tea</a>	160,756	160,756	24,992.96	12,496.48	.00	135,763.04	15.5%
<a href="#">91510112 544400 Greenhalge SA - Ge</a>	20,000	20,000	13,553.71	6,595.75	5,566.51	879.78	95.6%
<a href="#">91510115 541600 Greenhalge SA - Te</a>	6,000	6,000	.00	.00	.00	6,000.00	.0%
<a href="#">91510124 541000 Greenhalge SA - Te</a>	8,000	8,000	4,882.38	.00	2,109.56	1,008.06	87.4%
<a href="#">91510803 512903 Greenhalge Kinderg</a>	252,644	252,644	40,306.40	20,153.20	.00	212,337.60	16.0%
<a href="#">91510903 512903 Greenhalge Pre-Sch</a>	143,751	143,751	32,804.64	16,402.32	.00	110,946.36	22.8%
<a href="#">91511003 512903 Greenhalge Art Tea</a>	50,000	50,000	9,500.56	4,750.28	.00	40,499.44	19.0%
<a href="#">91512003 512903 Greenhalge Math Te</a>	82,419	82,419	12,679.76	6,339.88	.00	69,739.24	15.4%
<a href="#">91512603 512903 Greenhalge Phys. E</a>	154,944	154,944	11,804.64	5,902.32	.00	143,139.36	7.6%
<a href="#">91512803 512903 Greenhalge Music T</a>	47,694	47,694	13,188.40	6,594.20	.00	34,505.60	27.7%
<a href="#">91512903 512903 Greenhalge Reading</a>	80,036	80,036	12,313.20	6,156.60	.00	67,722.80	15.4%
<a href="#">91536003 512904 Greenhalge Library</a>	30,500	30,500	.00	.00	.00	30,500.00	.0%
<a href="#">91536006 541601 Greenhalge SA - Li</a>	1,000	1,000	.00	.00	.00	1,000.00	.0%
<a href="#">91537015 530002 Greenhalge SA - Pr</a>	14,700	14,700	153.00	153.00	2,004.00	12,543.00	14.7%
<a href="#">91541103 512101 Greenhalge Princip</a>	107,411	107,411	24,019.97	9,018.49	.00	83,391.03	22.4%
<a href="#">91541103 512102 Greenhalge Asst. P</a>	106,491	106,491	19,864.10	7,945.64	.00	86,626.90	18.7%
<a href="#">91541103 512902 Greenhalge School</a>	43,016	43,016	12,037.06	2,277.57	.00	30,978.94	28.0%
<a href="#">91547103 512960 Greenhalge Custodi</a>	94,587	94,587	30,303.77	7,275.93	.00	64,283.23	32.0%
<b>018 PYNE SCHOOL</b>							
<a href="#">91810103 512903 Pyne Arts Elementa</a>	483,449	483,449	86,215.37	43,225.01	.00	397,233.63	17.8%
<a href="#">91810103 512958 Pyne Arts Paraprof</a>	246,531	246,531	40,853.24	20,901.27	.00	205,677.76	16.6%
<a href="#">91810106 512903 Pyne Arts SPED Tea</a>	611,054	611,054	89,793.92	44,896.96	.00	521,260.08	14.7%
<a href="#">91810106 512958 Pyne Arts SPED Par</a>	528,778	528,778	64,358.04	31,577.22	.00	464,419.96	12.2%
<a href="#">91810108 512924 Pyne Arts Parent L</a>	0	0	2,644.92	.00	.00	-2,644.92	100.0%*
<a href="#">91810109 512903 Pyne Arts ELL Teac</a>	86,823	86,823	13,357.36	6,678.68	.00	73,465.64	15.4%
<a href="#">91810112 544400 Pyne Arts SA - Gen</a>	35,070	35,070	9,330.79	351.50	4,392.78	21,346.43	39.1%
<a href="#">91810124 541000 Pyne Arts SA - Tec</a>	1,000	1,000	542.85	.00	.00	457.15	54.3%
<a href="#">91810604 512903 Pyne Arts Middle S</a>	291,304	291,304	37,783.76	18,891.88	.00	253,520.24	13.0%
<a href="#">91810803 512903 Pyne Arts Kinderga</a>	130,027	130,027	20,003.92	10,001.96	.00	110,023.08	15.4%




FOR 2018 04

	ORIGINAL APPROP	REVISED BUDGET	YTD EXPENDED	MTD EXPENDED	ENCUMBRANCES	AVAILABLE BUDGET	PCT USED
<a href="#">91810903 512903 Pyne Arts Pre-Scho</a>	71,438	71,438	13,357.36	6,678.68	.00	58,080.64	18.7%
<a href="#">91811003 512903 Pyne Arts Art Teac</a>	85,724	85,724	16,328.48	8,164.24	.00	69,395.52	19.0%
<a href="#">91811203 512903 Pyne Arts Computer</a>	80,035	80,035	12,313.20	6,156.60	.00	67,721.80	15.4%
<a href="#">91811403 541500 BASIC TEXT</a>	625	625	625.00	625.00	.00	.00	100.0%
<a href="#">91811503 512903 Pyne Arts English</a>	57,551	57,551	19,716.08	9,858.04	.00	37,834.92	34.3%
<a href="#">91811903 512903 Pyne Arts Tech. Ed</a>	78,213	78,213	12,032.72	6,016.36	.00	66,180.28	15.4%
<a href="#">91812003 512903 Pyne Arts Math Tea</a>	69,241	69,241	20,153.04	10,076.52	.00	49,087.96	29.1%
<a href="#">91812603 512903 Pyne Arts Phys. Ed</a>	67,655	67,655	10,408.56	5,204.28	.00	57,246.44	15.4%
<a href="#">91812803 512903 Pyne Arts Music Te</a>	47,694	47,694	7,337.44	3,668.72	.00	40,356.56	15.4%
<a href="#">91812903 512903 Pyne Arts Reading</a>	82,419	82,419	25,194.84	12,597.92	.00	57,224.16	30.6%
<a href="#">91813003 512903 Pyne Arts Science</a>	129,408	129,408	10,408.56	5,204.28	.00	118,999.44	8.0%
<a href="#">91813103 512903 Pyne Arts Social S</a>	83,039	83,039	15,817.04	7,908.52	.00	67,221.96	19.0%
<a href="#">91813303 512903 Pyne Arts Drama Te</a>	80,514	80,514	12,386.96	6,193.48	.00	68,127.04	15.4%
<a href="#">91835003 512105 Pyne Arts Guidance</a>	80,941	80,941	14,008.95	6,226.20	.00	66,932.05	17.3%
<a href="#">91836003 512904 Pyne Arts Library</a>	24,001	24,001	2,401.70	480.34	.00	21,599.30	10.0%
<a href="#">91837018 530002 Pyne Arts SA - Pro</a>	16,000	16,000	1,775.00	185.00	.00	14,225.00	11.1%
<a href="#">91841103 512101 Pyne Arts Principa</a>	122,602	122,602	24,771.70	9,663.83	.00	97,830.30	20.2%
<a href="#">91841103 512102 Pyne Arts Asst. Pr</a>	104,629	104,629	20,120.90	8,048.36	.00	84,508.10	19.2%
<a href="#">91841103 512902 Pyne Arts School C</a>	42,291	42,291	12,657.36	2,897.88	.00	29,633.64	29.9%
<a href="#">91841112 512111 STUDENT BODY ACTIV</a>	6,824	6,824	1,300.00	1,300.00	500.00	5,024.00	26.4%
<a href="#">91847103 512960 Pyne Arts Custodia</a>	227,092	227,092	51,277.29	13,785.56	.00	175,814.71	22.6%
<b>019 ALTERNATIVE SCHOOL</b>							
<a href="#">91910115 512111 STUDENT BODY ACTIV</a>	100	100	.00	.00	.00	100.00	.0%
<a href="#">91920104 512110 Laura Lee Coordina</a>	102,811	102,811	5,016.58	5,016.58	.00	97,794.42	4.9%
<a href="#">91920106 512903 Laura Lee SPED Tea</a>	335,000	335,000	53,430.32	26,715.16	.00	281,569.68	15.9%
<a href="#">91920106 512958 Laura Lee SPED Par</a>	119,755	119,755	20,342.16	10,171.08	.00	99,412.84	17.0%
<a href="#">91920109 544400 Laura Lee SA - Gen</a>	13,000	13,000	1,181.63	1,181.63	3,494.88	8,323.49	36.0%
<a href="#">91937019 530002 Laura Lee SA - Pro</a>	2,000	2,000	.00	.00	1,750.00	250.00	87.5%
<a href="#">91941103 512902 Laura Lee School C</a>	40,106	40,106	12,589.62	3,184.80	.00	27,516.38	31.4%
<b>020 LINCOLN SCHOOL</b>							
<a href="#">92010103 512903 Lincoln Elementary</a>	1,227,113	1,227,113	205,021.68	102,510.84	.00	1,022,091.32	16.7%
<a href="#">92010103 512958 Lincoln Paraprofes</a>	309,319	309,319	50,120.96	25,060.48	.00	259,198.04	16.2%
<a href="#">92010106 512903 Lincoln SPED Teach</a>	367,204	367,204	59,739.20	29,869.60	.00	307,464.80	16.3%
<a href="#">92010106 512958 Lincoln SPED Parap</a>	145,702	145,702	22,497.12	11,248.56	.00	123,204.88	15.4%
<a href="#">92010109 512903 Lincoln ELL Teache</a>	138,614	138,614	23,946.32	11,973.16	.00	114,667.68	17.3%
<a href="#">92010112 544400 Lincoln SA - Gener</a>	20,000	20,000	1,340.01	397.60	7,167.05	11,492.94	42.5%
<a href="#">92010115 541600 Lincoln SA - Textb</a>	5,000	5,000	.00	.00	.00	5,000.00	.0%
<a href="#">92010124 541000 Lincoln SA - Techn</a>	12,000	12,000	.00	.00	.00	12,000.00	.0%




FOR 2018 04

	ORIGINAL APPROP	REVISED BUDGET	YTD EXPENDED	MTD EXPENDED	ENCUMBRANCES	AVAILABLE BUDGET	PCT USED
<a href="#">92010803 512903 Lincoln Kindergart</a>	235,712	235,712	41,869.12	21,257.92	.00	193,842.88	17.8%
<a href="#">92010903 512903 Lincoln Pre-School</a>	138,075	138,075	23,609.28	11,804.64	.00	114,465.72	17.1%
<a href="#">92011003 512903 Lincoln Art Teache</a>	82,253	82,253	15,667.12	7,833.56	.00	66,585.88	19.0%
<a href="#">92012003 512903 Lincoln Math Teach</a>	76,730	76,730	11,804.64	5,902.32	.00	64,925.36	15.4%
<a href="#">92012004 512111 Lincoln - Student</a>	7,541	7,541	.00	.00	.00	7,541.00	.0%
<a href="#">92012603 512903 Lincoln Phys. Ed.</a>	88,727	88,727	13,650.40	6,825.20	.00	75,076.60	15.4%
<a href="#">92012803 512903 Lincoln Music Teac</a>	60,500	60,500	9,307.52	4,653.76	.00	51,192.48	15.4%
<a href="#">92012903 512903 Lincoln Reading Te</a>	78,622	78,622	8,853.92	4,426.96	.00	69,768.08	11.3%
<a href="#">92036003 512904 Lincoln Library Ai</a>	33,293	33,293	5,122.00	2,561.00	.00	28,171.00	15.4%
<a href="#">92036006 541601 Lincoln SA - Libra</a>	1,000	1,000	199.85	199.85	.00	800.15	20.0%
<a href="#">92037020 530002 Lincoln SA - Prof.</a>	16,200	16,200	3,507.00	3,312.00	1,200.00	11,493.00	29.1%
<a href="#">92041103 512101 Lincoln Principal</a>	121,533	121,533	24,556.18	9,579.61	.00	96,976.82	20.2%
<a href="#">92041103 512102 Lincoln Asst. Prin</a>	102,498	102,498	19,711.40	7,884.56	.00	82,786.60	19.2%
<a href="#">92041103 512902 Lincoln School Cle</a>	41,400	41,400	7,244.70	2,897.88	.00	34,155.30	17.5%
<a href="#">92047103 512960 Lincoln Custodian</a>	90,142	90,142	44,145.34	10,736.34	.00	45,996.66	49.0%
<b>025 MOLLOY SCHOOL</b>							
<a href="#">92510106 512903 Molloy SPED Teache</a>	139,421	139,421	21,449.44	10,724.72	.00	117,971.56	15.4%
<a href="#">92510109 512903 Molloy ELL Teacher</a>	54,351	54,351	8,361.44	4,180.72	.00	45,989.56	15.4%
<a href="#">92510112 544400 Molloy SA - Genera</a>	10,000	6,500	.00	.00	500.00	6,000.00	7.7%
<a href="#">92510603 512110 Molloy Coordinator</a>	98,899	98,899	21,069.00	8,427.60	.00	77,830.00	21.3%
<a href="#">92510704 512111 STUDENT BODY ACTIV</a>	100	100	.00	.00	.00	100.00	.0%
<a href="#">92511504 512903 Molloy English Tea</a>	153,461	153,461	23,609.28	11,804.64	.00	129,851.72	15.4%
<a href="#">92512004 512903 Molloy Math Teache</a>	72,525	72,525	11,157.44	5,578.72	.00	61,367.56	15.4%
<a href="#">92513003 512903 Molloy Science Tea</a>	76,731	76,731	25,849.84	12,996.48	.00	50,881.16	33.7%
<a href="#">92513103 512903 Molloy Social Stud</a>	74,417	74,417	11,448.80	5,724.40	.00	62,968.20	15.4%
<a href="#">92537025 530002 Molloy SA - Prof.</a>	5,000	8,500	415.00	95.00	.00	8,085.00	4.9%
<a href="#">92541105 512902 Molloy School Cler</a>	41,402	41,402	12,739.20	3,184.80	.00	28,662.80	30.8%
<a href="#">92541408 512915 Molloy Security Gu</a>	42,958	42,958	.00	.00	.00	42,958.00	.0%
<a href="#">92547103 512960 Molloy Custodian</a>	0	0	14,350.91	3,487.73	.00	-14,350.91	100.0%*
<b>027 MOODY SCHOOL</b>							
<a href="#">92710103 512903 Moody Elementary T</a>	594,278	594,278	95,989.60	47,994.80	.00	498,288.40	16.2%
<a href="#">92710103 512958 Moody Paraprofessi</a>	228,859	228,859	41,090.76	20,545.40	.00	187,768.24	18.0%
<a href="#">92710106 512903 Moody SPED Teacher</a>	61,753	61,753	21,044.00	10,522.00	.00	40,709.00	34.1%
<a href="#">92710106 512958 Moody SPED Parapro</a>	31,554	31,554	.00	.00	.00	31,554.00	.0%
<a href="#">92710109 512903 Moody ELL Teacher</a>	51,405	51,405	7,908.32	3,954.16	.00	43,496.68	15.4%
<a href="#">92710112 544400 Moody SA - General</a>	10,000	10,000	.00	.00	796.31	9,203.69	8.0%
<a href="#">92710115 541600 Moody SA - Textboo</a>	2,000	2,000	.00	.00	.00	2,000.00	.0%
<a href="#">92710124 541000 Moody SA - Technol</a>	2,200	2,200	.00	.00	.00	2,200.00	.0%




FOR 2018 04

	ORIGINAL APPROP	REVISED BUDGET	YTD EXPENDED	MTD EXPENDED	ENCUMBRANCES	AVAILABLE BUDGET	PCT USED
<a href="#">92710803 512903 Moody Kindergarten</a>	132,973	132,973	20,457.04	10,228.52	.00	112,515.96	15.4%
<a href="#">92710903 512903 Moody Pre-School T</a>	141,862	141,862	18,769.76	9,384.88	.00	123,092.24	13.2%
<a href="#">92711003 512903 Moody Art Teacher</a>	70,825	70,825	10,896.16	5,448.08	.00	59,928.84	15.4%
<a href="#">92712003 512903 Moody Math Teacher</a>	50,000	50,000	.00	.00	.00	50,000.00	.0%
<a href="#">92712603 512903 Moody Phys. Ed. Te</a>	85,724	85,724	16,328.48	8,164.24	.00	69,395.52	19.0%
<a href="#">92712803 512903 Moody Music Teache</a>	89,826	89,826	13,819.36	6,909.68	.00	76,006.64	15.4%
<a href="#">92712903 512903 Moody Reading Teac</a>	75,033	75,033	11,543.44	5,771.72	.00	63,489.56	15.4%
<a href="#">92736003 512904 Moody Library Aide</a>	32,000	32,000	.00	.00	.00	32,000.00	.0%
<a href="#">92736006 541601 Moody SA - Library</a>	4,000	4,000	.00	.00	.00	4,000.00	.0%
<a href="#">92737027 530002 Moody SA - Prof. D</a>	8,000	8,000	225.00	225.00	.00	7,775.00	2.8%
<a href="#">92741103 512101 Moody Principal</a>	121,174	121,174	24,483.20	9,322.88	.00	96,690.80	20.2%
<a href="#">92741103 512902 Moody School Clerk</a>	42,291	42,291	13,012.64	3,253.16	.00	29,278.36	30.8%
<a href="#">92741112 512111 STUDENT BODY ACTIV</a>	3,565	3,565	.00	.00	.00	3,565.00	.0%
<a href="#">92741113 541500 BASIC TEXT</a>	625	625	.00	.00	313.18	311.82	50.1%
<a href="#">92747103 512960 Moody Custodian</a>	93,475	93,475	29,561.36	7,190.34	.00	63,913.64	31.6%
<b>030 MOREY SCHOOL</b>							
<a href="#">93010103 512903 Morey Elementary T</a>	1,296,345	1,296,345	191,957.76	95,978.88	.00	1,104,387.24	14.8%
<a href="#">93010103 512958 Morey Paraprofessi</a>	415,363	415,363	46,449.04	23,224.52	.00	368,913.96	11.2%
<a href="#">93010104 512301 Morey SA - Tutors</a>	9,700	9,700	.00	.00	.00	9,700.00	.0%
<a href="#">93010106 512903 Morey SPED Teacher</a>	449,437	449,437	74,032.40	37,016.20	.00	375,404.60	16.5%
<a href="#">93010106 512958 Morey SPED Parapro</a>	214,493	214,493	33,331.12	16,665.56	.00	181,161.88	15.5%
<a href="#">93010109 512903 Morey ELL Teacher</a>	131,341	131,341	22,468.32	11,234.16	.00	108,872.68	17.1%
<a href="#">93010112 544400 Morey SA - General</a>	12,000	22,000	4,997.95	.00	7,189.47	9,812.58	55.4%
<a href="#">93010803 512903 Morey Kindergarten</a>	377,064	377,064	60,484.80	30,242.40	.00	316,579.20	16.0%
<a href="#">93010901 512903 Morey Pre-School T</a>	140,297	140,297	24,344.24	12,172.12	.00	115,952.76	17.4%
<a href="#">93011003 512903 Morey Art Teacher</a>	83,820	83,820	12,895.44	6,447.72	.00	70,924.56	15.4%
<a href="#">93012003 512903 Morey Math Teacher</a>	76,730	76,730	11,804.64	5,902.32	.00	64,925.36	15.4%
<a href="#">93012603 512903 Morey Phys. Ed. Te</a>	80,515	80,515	12,386.96	6,193.48	.00	68,128.04	15.4%
<a href="#">93012803 512903 Morey Music Teache</a>	81,265	81,265	12,502.24	6,251.12	.00	68,762.76	15.4%
<a href="#">93012903 512903 Morey Reading Teac</a>	120,927	120,927	28,602.76	13,663.88	.00	92,324.24	23.7%
<a href="#">93036003 512904 Morey Library Aide</a>	28,566	28,566	4,394.72	2,197.36	.00	24,171.28	15.4%
<a href="#">93037030 530002 Morey SA - Prof. D</a>	31,100	21,100	495.00	495.00	.00	20,605.00	2.3%
<a href="#">93041103 512101 Morey Principal</a>	114,403	114,403	23,249.40	9,299.76	.00	91,153.60	20.3%
<a href="#">93041103 512102 Morey Asst. Princi</a>	100,000	100,000	21,147.00	8,458.80	.00	78,853.00	21.1%
<a href="#">93041103 512902 Morey School Clerk</a>	41,042	41,042	12,589.62	3,184.80	.00	28,452.38	30.7%
<a href="#">93041112 512111 STUDENT BODY ACTIV</a>	7,717	7,717	.00	.00	.00	7,717.00	.0%
<a href="#">93047103 512960 Morey Custodian</a>	141,060	141,060	44,603.20	10,850.80	.00	96,456.80	31.6%
<b>035 LEBLANC SCHOOL</b>							
<a href="#">93510106 512958 LeBlanc SPED Parap</a>	0	0	5,481.82	3,801.46	.00	-5,481.82	100.0%*



FOR 2018 04


	ORIGINAL APPROP	REVISED BUDGET	YTD EXPENDED	MTD EXPENDED	ENCUMBRANCES	AVAILABLE BUDGET	PCT USED
93510112 512111 STUDENT BODY ACTIV	100	100	.00	.00	.00	100.00	.0%
93510112 544400 LeBlanc SA - Gener	15,000	15,000	896.97	821.67	6,643.41	7,459.62	50.3%
93541103 512902 LeBlanc School Cle	41,847	41,847	12,153.48	2,897.88	.00	29,693.52	29.0%
93541408 512915 LeBlanc Security G	42,603	42,603	7,773.62	3,277.16	.00	34,829.38	18.2%
93547103 512960 LeBlanc Custodian	44,151	44,151	13,984.80	3,396.20	.00	30,166.20	31.7%
036 PAWTUCKETVILLE MEMORIAL SCHOOL							
93610103 512903 Pawtucket Elementa	1,296,573	1,296,573	195,761.04	99,186.48	.00	1,100,811.96	15.1%
93610103 512958 Pawtucket Paraprof	212,228	212,228	40,763.19	19,658.79	.00	171,464.81	19.2%
93610106 512903 Pawtucket SPED Tea	410,259	410,259	69,188.76	31,857.32	.00	341,070.24	16.9%
93610106 512958 Pawtucket SPED Par	246,666	246,666	47,063.00	26,783.84	.00	199,603.00	19.1%
93610109 512903 Pawtucketville ELL	0	0	12,972.80	6,486.40	.00	-12,972.80	100.0%*
93610112 544400 Pawtucket SA - Gen	26,000	26,000	13,209.12	4,719.36	6,524.46	6,266.42	75.9%
93610114 512111 Pawtucket - Studen	7,658	8,158	300.00	.00	.00	7,858.00	3.7%
93610115 541600 Pawtucket SA - Tex	2,000	2,000	.00	.00	.00	2,000.00	.0%
93610124 541000 Pawtucket SA - Tec	6,000	6,000	.00	.00	.00	6,000.00	.0%
93610803 512903 Pawtucket Kinderga	323,210	323,210	42,696.48	21,348.24	.00	280,513.52	13.2%
93611003 512903 Pawtucket Art Teac	54,351	54,351	8,361.44	4,180.72	.00	45,989.56	15.4%
93612003 512903 Pawtucket Math Tea	74,626	74,626	.00	.00	.00	74,626.00	.0%
93612603 512903 Pawtucket Phys. Ed	75,031	75,031	11,543.44	5,771.72	.00	63,487.56	15.4%
93612803 512903 Pawtucket Music Te	57,551	57,551	8,853.92	4,426.96	.00	48,697.08	15.4%
93612903 512903 Pawtucket Reading	139,231	139,231	22,197.04	11,098.52	.00	117,033.96	15.9%
93636003 512904 Pawtucket Library	30,500	30,500	4,692.32	2,346.16	.00	25,807.68	15.4%
93636006 541601 Pawtucket SA - Lib	1,300	1,300	1,163.05	.00	.00	136.95	89.5%
93637036 530002 Pawtucket SA - Pro	15,000	15,000	1,142.50	1,142.50	.00	13,857.50	7.6%
93641103 512101 Pawtucket Principa	119,457	119,457	24,136.90	9,190.76	.00	95,320.10	20.2%
93641103 512102 Pawtucket Asst. Pr	108,512	108,512	20,867.70	8,347.08	.00	87,644.30	19.2%
93641103 512902 Pawtucket School C	41,847	41,847	12,876.00	3,219.00	.00	28,971.00	30.8%
93647103 512960 Pawtucket Custodia	138,753	138,753	59,283.51	14,455.50	.00	79,469.49	42.7%
040 REILLY SCHOOL							
94010103 512903 Reilly Elementary	1,490,739	1,490,739	240,771.04	120,581.92	.00	1,249,967.96	16.2%
94010103 512958 Reilly Paraprofess	339,574	339,574	56,242.48	28,121.24	.00	283,331.52	16.6%
94010105 512111 Reilly - Student A	8,230	8,870	640.00	.00	6,361.50	1,868.50	78.9%
94010106 512903 Reilly SPED Teache	466,605	466,605	71,672.56	35,836.28	.00	394,932.44	15.4%
94010106 512958 Reilly SPED Parapr	93,929	93,929	17,140.96	8,570.48	.00	76,788.04	18.2%
94010109 512903 Reilly ELL Teacher	257,252	257,252	21,690.32	10,845.16	.00	235,561.68	8.4%
94010112 544400 Reilly SA - Genera	25,000	25,089	8,742.69	4,550.79	9,908.89	6,437.71	74.3%
94010124 541000 Reilly SA - Techno	5,800	5,800	.00	.00	3,398.00	2,402.00	58.6%
94010803 512903 Reilly Kindergarte	365,211	365,211	56,648.32	28,324.16	.00	308,562.68	15.5%






FOR 2018 04

	ORIGINAL APPROP	REVISED BUDGET	YTD EXPENDED	MTD EXPENDED	ENCUMBRANCES	AVAILABLE BUDGET	PCT USED
<a href="#">94011003 512903 Reilly Art Teacher</a>	86,824	86,824	13,357.36	6,678.68	.00	73,466.64	15.4%
<a href="#">94012003 512903 Reilly Math Teache</a>	80,316	80,316	12,356.24	6,178.12	.00	67,959.76	15.4%
<a href="#">94012603 512903 Reilly Phys. Ed. T</a>	56,454	56,454	8,685.44	4,342.72	.00	47,768.56	15.4%
<a href="#">94012803 512903 Reilly Music Teach</a>	63,451	63,451	9,761.84	4,880.92	.00	53,689.16	15.4%
<a href="#">94012903 512903 Reilly Reading Tea</a>	156,628	156,628	24,318.64	12,159.32	.00	132,309.36	15.5%
<a href="#">94036003 512904 Reilly Library Aid</a>	26,305	26,305	.00	.00	.00	26,305.00	.0%
<a href="#">94037040 530002 Reilly SA - Prof.</a>	25,000	25,480	3,814.81	2,087.50	300.00	21,365.00	16.1%
<a href="#">94041103 512101 Reilly Principal</a>	117,764	117,764	23,794.30	9,060.52	.00	93,969.70	20.2%
<a href="#">94041103 512102 Reilly Asst. Princ</a>	106,958	106,958	20,568.90	8,227.56	.00	86,389.10	19.2%
<a href="#">94041103 512902 Reilly School Cler</a>	41,402	41,402	12,739.20	3,184.80	.00	28,662.80	30.8%
<a href="#">94047103 512960 Reilly Custodian</a>	139,129	139,129	39,006.81	8,726.44	.00	100,122.19	28.0%
<b>050 SHAUGHNESSY SCHOOL</b>							
<a href="#">95010103 512903 Shaughnessy Elemen</a>	1,081,046	1,081,046	185,020.32	92,510.16	.00	896,025.68	17.1%
<a href="#">95010103 512958 Shaughnessy Parapr</a>	131,889	131,889	3,456.96	851.72	.00	128,432.04	2.6%
<a href="#">95010106 512903 Shaughnessy SPED T</a>	484,519	484,519	61,548.16	30,774.08	.00	422,970.84	12.7%
<a href="#">95010106 512958 Shaughnessy SPED P</a>	500,190	500,190	91,766.09	46,327.52	.00	408,423.91	18.3%
<a href="#">95010109 512903 Shaughnessy ELL Te</a>	77,482	77,482	11,920.00	5,960.00	.00	65,562.00	15.4%
<a href="#">95010112 544400 Shaughnessy SA - G</a>	33,000	33,000	14,488.73	9,749.64	5,592.74	12,918.53	60.9%
<a href="#">95010124 541000 Shaughnessy SA - T</a>	8,000	8,000	.00	.00	.00	8,000.00	.0%
<a href="#">95010803 512903 Shaughnessy Kinder</a>	386,560	386,560	41,559.54	21,330.20	.00	345,000.46	10.8%
<a href="#">95010903 512903 Shaughnessy Pre-Sc</a>	65,130	65,130	19,999.20	9,999.60	.00	45,130.80	30.7%
<a href="#">95011003 512903 Shaughnessy Art Te</a>	82,253	82,253	15,667.12	7,833.56	.00	66,585.88	19.0%
<a href="#">95012003 512903 Shaughnessy Math T</a>	80,035	80,035	12,775.20	6,387.60	.00	67,259.80	16.0%
<a href="#">95012603 512903 Shaughnessy Phys.</a>	76,308	76,308	11,739.76	5,869.88	.00	64,568.24	15.4%
<a href="#">95012803 512903 Shaughnessy Music</a>	80,117	80,117	12,325.68	6,162.84	.00	67,791.32	15.4%
<a href="#">95012903 512903 Shaughnessy Readin</a>	55,609	55,609	8,555.36	4,277.68	.00	47,053.64	15.4%
<a href="#">95036003 512904 Shaughnessy Librar</a>	27,968	27,968	4,302.88	2,151.44	.00	23,665.12	15.4%
<a href="#">95037050 530002 Shaughnessy SA - P</a>	10,000	10,000	2,779.56	2,779.56	.00	7,220.44	27.8%
<a href="#">95041103 512101 Shaughnessy Princi</a>	122,081	122,081	24,666.60	9,392.64	.00	97,414.40	20.2%
<a href="#">95041103 512102 Shaughnessy Asst.</a>	108,854	108,854	20,933.40	8,373.36	.00	87,920.60	19.2%
<a href="#">95041103 512902 Shaughnessy School</a>	41,847	41,847	12,876.00	3,219.00	.00	28,971.00	30.8%
<a href="#">95041112 512111 STUDENT BODY ACTIV</a>	7,305	7,305	.00	.00	.00	7,305.00	.0%
<a href="#">95047103 512960 Shaughnessy Custod</a>	141,060	141,060	44,603.23	10,850.80	.00	96,456.77	31.6%
<a href="#">99310451 512135 Social Workers</a>	509,604	509,604	72,277.34	33,557.52	.00	437,326.66	14.2%
<b>054 VARNUM SCHOOL</b>							
<a href="#">95410106 512903 LDS SPED Teacher</a>	400,000	400,000	61,671.44	33,631.68	.00	338,328.56	15.4%
<a href="#">95410106 512958 LDS SPED Paraprofe</a>	589,728	589,728	88,818.82	45,354.59	.00	500,909.18	15.1%
<a href="#">95437054 530002 LDS SA - Prof. Dev</a>	15,000	15,000	.00	.00	.00	15,000.00	.0%




FOR 2018 04

	ORIGINAL APPROP	REVISED BUDGET	YTD EXPENDED	MTD EXPENDED	ENCUMBRANCES	AVAILABLE BUDGET	PCT USED
<a href="#">95441103 512101 LDS Principal</a>	90,637	90,637	18,916.49	8,301.04	.00	71,720.51	20.9%
<a href="#">95441103 512902 LDS School Clerk</a>	40,000	40,000	7,242.75	3,219.00	.00	32,757.25	18.1%
<u>055 WASHINGTON SCHOOL</u>							
<a href="#">95510103 512903 Washington Element</a>	631,456	631,456	85,854.40	42,927.20	.00	545,601.60	13.6%
<a href="#">95510103 512958 Washington Parapro</a>	161,771	161,771	18,910.32	9,455.16	.00	142,860.68	11.7%
<a href="#">95510106 512903 Washington SPED Te</a>	313,226	313,226	58,306.53	30,641.41	.00	254,919.47	18.6%
<a href="#">95510106 512958 Washington SPED Pa</a>	245,158	245,158	46,672.03	24,182.48	.00	198,485.97	19.0%
<a href="#">95510112 544400 Washington SA - Ge</a>	20,000	20,000	6,673.34	5,244.60	4,227.86	9,098.80	54.5%
<a href="#">95510803 512903 Washington Kinderg</a>	148,920	148,920	23,304.00	11,652.00	.00	125,616.00	15.6%
<a href="#">95510903 512903 Washington Pre-Sch</a>	60,924	60,924	11,739.76	5,869.88	.00	49,184.24	19.3%
<a href="#">95511003 512903 Washington Art Tea</a>	86,824	86,824	13,357.36	6,678.68	.00	73,466.64	15.4%
<a href="#">95512003 512903 Washington Math Te</a>	0	0	11,480.96	5,740.48	.00	-11,480.96	100.0%*
<a href="#">95512603 512903 Washington Phys. E</a>	78,214	78,214	12,032.72	6,016.36	.00	66,181.28	15.4%
<a href="#">95512803 512903 Washington Music T</a>	71,345	71,345	10,976.00	5,488.00	.00	60,369.00	15.4%
<a href="#">95512903 512903 Washington Reading</a>	78,337	78,337	12,514.08	6,257.04	.00	65,822.92	16.0%
<a href="#">95536003 512904 Washington Library</a>	32,000	32,000	4,923.04	2,461.52	.00	27,076.96	15.4%
<a href="#">95536006 541601 Washington SA - Li</a>	500	500	.00	.00	.00	500.00	.0%
<a href="#">95537055 530002 Washington SA - Pr</a>	6,000	6,000	400.00	.00	.00	5,600.00	6.7%
<a href="#">95541103 512101 Washington Princip</a>	122,619	122,619	24,419.90	9,410.76	.00	98,199.10	19.9%
<a href="#">95541103 512902 Washington School</a>	43,017	43,017	13,012.64	3,253.16	.00	30,004.36	30.2%
<a href="#">95541112 512111 STUDENT BODY ACTIV</a>	3,844	3,844	.00	.00	513.79	3,330.21	13.4%
<a href="#">95547103 512960 Washington Custodi</a>	50,160	50,160	16,234.24	3,858.56	.00	33,925.76	32.4%
<u>060 STOKLOSA MIDDLE SCHOOL</u>							
<a href="#">96010104 512958 Stoklosa Paraprofe</a>	133,331	133,331	21,941.12	10,970.56	.00	111,389.88	16.5%
<a href="#">96010105 512111 Stoklosa - Student</a>	8,033	8,033	.00	.00	347.50	7,685.50	4.3%
<a href="#">96010112 544400 Stoklosa SA - Gene</a>	30,000	30,000	4,526.29	4,212.01	2,436.83	23,036.88	23.2%
<a href="#">96010124 541000 Stoklosa SA - Tech</a>	0	15,000	.00	.00	12,667.60	2,332.40	84.5%
<a href="#">96010603 512903 Stoklosa Middle Sc</a>	944,652	925,922	100,610.48	50,305.24	.00	825,311.52	10.9%
<a href="#">96010606 512903 Stoklosa SPED Teac</a>	492,879	492,879	73,104.36	37,885.20	.00	419,774.64	14.8%
<a href="#">96010606 512958 Stoklosa SPED Para</a>	94,080	94,080	16,842.31	8,786.19	.00	77,237.69	17.9%
<a href="#">96010609 512903 Stoklosa ELL Teach</a>	134,729	134,729	21,621.68	10,810.84	.00	113,107.32	16.0%
<a href="#">96011004 512903 Stoklosa Art Teach</a>	148,826	148,826	22,896.00	11,448.00	.00	125,930.00	15.4%
<a href="#">96011503 512903 Stoklosa English T</a>	430,787	430,787	90,546.91	43,195.79	.00	340,240.09	21.0%
<a href="#">96012003 512903 Stoklosa Math Teac</a>	470,929	470,929	96,401.12	48,200.56	.00	374,527.88	20.5%
<a href="#">96012606 512903 Stoklosa Phys. Ed.</a>	203,311	203,311	34,158.24	17,079.12	.00	169,152.76	16.8%
<a href="#">96012806 512903 Stoklosa Music Tea</a>	154,479	154,479	23,765.92	11,882.96	.00	130,713.08	15.4%
<a href="#">96013006 512903 Stoklosa Science T</a>	246,236	246,236	38,343.92	19,171.96	.00	207,892.08	15.6%
<a href="#">96013106 512903 Stoklosa Social St</a>	132,973	132,973	20,457.04	10,228.52	.00	112,515.96	15.4%




FOR 2018 04

	ORIGINAL APPROP	REVISED BUDGET	YTD EXPENDED	MTD EXPENDED	ENCUMBRANCES	AVAILABLE BUDGET	PCT USED
<a href="#">96035003 512105 Stoklosa Guidance</a>	85,401	85,401	14,780.88	6,569.28	.00	70,620.12	17.3%
<a href="#">96036004 512904 Stoklosa Library A</a>	33,500	33,500	3,221.68	1,610.84	.00	30,278.32	9.6%
<a href="#">96036006 541601 Stoklosa SA - Libr</a>	3,000	3,000	.00	.00	.00	3,000.00	.0%
<a href="#">96041103 512102 Stoklosa Asst. Pri</a>	105,381	105,381	21,482.30	8,592.92	.00	83,898.70	20.4%
<a href="#">96041109 512101 Stoklosa Principal</a>	109,000	109,000	23,137.40	8,810.16	.00	85,862.60	21.2%
<a href="#">96041109 512902 Stoklosa School Cl</a>	42,291	42,291	7,244.70	2,897.88	.00	35,046.30	17.1%
<a href="#">96047103 512960 Stoklosa Custodian</a>	141,019	141,019	58,208.56	14,152.13	.00	82,810.44	41.3%
070 MCDONOUGH CITY SCHOOL							
<a href="#">96037070 530002 Stoklosa SA - Prof</a>	23,940	23,940	2,760.78	2,760.78	480.00	20,699.22	13.5%
075 MCAULIFFE SCHOOL							
<a href="#">97510103 512903 McAuliffe Elementa</a>	1,109,387	1,109,387	187,318.48	93,982.84	.00	922,068.52	16.9%
<a href="#">97510103 512958 McAuliffe Paraprop</a>	240,961	240,961	34,037.04	17,018.52	.00	206,923.96	14.1%
<a href="#">97510104 512111 McAuliffe - Studen</a>	7,812	7,812	152.40	152.40	520.00	7,139.60	8.6%
<a href="#">97510106 512903 McAuliffe SPED Tea</a>	458,036	458,036	77,516.92	40,624.88	.00	380,519.08	16.9%
<a href="#">97510106 512958 McAuliffe SPED Par</a>	147,628	147,628	20,494.64	10,247.32	.00	127,133.36	13.9%
<a href="#">97510109 512903 McAuliffe TBE Teac</a>	0	0	10,408.56	5,204.28	.00	-10,408.56	100.0%*
<a href="#">97510112 544400 McAuliffe SA - Gen</a>	30,900	30,900	10,338.17	8,529.11	6,525.06	14,036.77	54.6%
<a href="#">97510803 512903 McAuliffe Kinderga</a>	320,041	320,041	49,236.96	24,618.48	.00	270,804.04	15.4%
<a href="#">97510903 512903 McAuliffe Pre-Scho</a>	142,611	142,611	24,306.88	12,153.44	.00	118,304.12	17.0%
<a href="#">97511003 512903 McAuliffe Art Teac</a>	80,035	80,035	12,313.20	6,156.60	.00	67,721.80	15.4%
<a href="#">97512003 512903 McAuliffe Math Tea</a>	50,000	50,000	.00	.00	.00	50,000.00	.0%
<a href="#">97512603 512903 McAuliffe Phys. Ed</a>	75,031	75,031	11,543.44	5,771.72	.00	63,487.56	15.4%
<a href="#">97512803 512903 McAuliffe Music Te</a>	85,724	85,724	6,965.12	3,482.56	.00	78,758.88	8.1%
<a href="#">97512903 512903 McAuliffe Reading</a>	92,767	92,767	17,669.76	8,834.88	.00	75,097.24	19.0%
<a href="#">97536003 512904 McAuliffe Library</a>	31,696	31,696	4,876.32	2,438.16	.00	26,819.68	15.4%
<a href="#">97537075 530002 McAuliffe SA - Pro</a>	20,000	20,000	2,375.00	2,075.00	898.52	16,726.48	16.4%
<a href="#">97541103 512101 McAuliffe Principa</a>	122,239	122,239	25,679.24	8,427.60	.00	96,559.76	21.0%
<a href="#">97541103 512102 McAuliffe Asst. Pr</a>	99,193	99,193	10,466.70	8,373.36	.00	88,726.30	10.6%
<a href="#">97541103 512902 McAuliffe School C</a>	42,290	42,290	13,012.64	3,253.16	.00	29,277.36	30.8%
<a href="#">97547103 512960 McAuliffe Custodia</a>	95,521	95,521	44,439.35	10,809.84	.00	51,081.65	46.5%
080 MURKLAND SCHOOL							
<a href="#">98010103 512903 Murkland Elementar</a>	1,188,013	1,188,013	163,303.31	81,710.79	.00	1,024,709.69	13.7%
<a href="#">98010103 512958 Murkland Paraprofe</a>	318,798	318,798	56,276.67	27,258.15	.00	262,521.33	17.7%
<a href="#">98010106 512903 Murkland SPED Teac</a>	496,365	496,365	82,566.88	41,283.44	.00	413,798.12	16.6%
<a href="#">98010106 512958 Murkland SPED Para</a>	220,932	220,932	24,778.08	12,453.20	.00	196,153.92	11.2%




FOR 2018 04

	ORIGINAL APPROP	REVISED BUDGET	YTD EXPENDED	MTD EXPENDED	ENCUMBRANCES	AVAILABLE BUDGET	PCT USED
<a href="#">98010109 512903 Murkland ELL Teach</a>	98,099	98,099	12,095.60	6,047.80	.00	86,003.40	12.3%
<a href="#">98010112 544400 Murkland SA - Gene</a>	36,100	36,100	9,976.58	9,467.91	5,488.17	20,635.25	42.8%
<a href="#">98010803 512903 Murkland Kindergar</a>	285,306	285,306	51,801.04	25,900.52	.00	233,504.96	18.2%
<a href="#">98010903 512903 Murkland Pre-Schoo</a>	142,611	142,611	24,306.88	12,153.44	.00	118,304.12	17.0%
<a href="#">98011003 512903 Murkland Art Teach</a>	63,451	63,451	10,408.56	5,204.28	.00	53,042.44	16.4%
<a href="#">98012003 512903 Murkland Math Teac</a>	80,035	80,035	12,313.20	6,156.60	.00	67,721.80	15.4%
<a href="#">98012603 512903 Murkland Phys. Ed.</a>	50,000	50,000	8,853.92	4,426.96	.00	41,146.08	17.7%
<a href="#">98012803 512903 Murkland Music Tea</a>	83,169	83,169	12,795.20	6,397.60	.00	70,373.80	15.4%
<a href="#">98012903 512903 Murkland Reading T</a>	162,555	162,555	25,794.48	12,897.24	.00	136,760.52	15.9%
<a href="#">98013004 512111 Murkland - Student</a>	7,570	7,570	.00	.00	2,189.28	5,380.72	28.9%
<a href="#">98036003 512904 Murkland Library A</a>	28,800	28,800	4,430.80	2,215.40	.00	24,369.20	15.4%
<a href="#">98037080 530002 Murkland SA - Prof</a>	15,000	15,000	3,365.00	2,190.00	640.00	10,995.00	26.7%
<a href="#">98041103 512101 Murkland Principal</a>	107,411	107,411	22,337.00	8,427.60	.00	85,074.00	20.8%
<a href="#">98041103 512102 Murkland Asst. Pri</a>	100,000	100,000	21,572.60	8,629.04	.00	78,427.40	21.6%
<a href="#">98041103 512902 Murkland School Cl</a>	41,042	41,042	12,589.63	3,184.81	.00	28,452.37	30.7%
<a href="#">98047103 512960 Murkland Custodian</a>	182,116	182,116	45,004.15	11,049.46	.00	137,111.85	24.7%
<b>305 BARTLETT SCHOOL</b>							
<a href="#">98310103 512903 Bartlett Elementar</a>	508,305	508,305	94,735.44	49,089.44	.00	413,569.56	18.6%
<a href="#">98310103 512958 Bartlett Paraprofe</a>	204,530	204,530	33,204.56	16,602.28	.00	171,325.44	16.2%
<a href="#">98310603 512903 Bartlett Middle Sc</a>	270,722	270,722	70,841.85	35,932.04	.00	199,880.15	26.2%
<a href="#">98310606 512903 Bartlett SPED Teac</a>	748,504	748,504	109,283.42	50,970.08	.00	639,220.58	14.6%
<a href="#">98310606 512958 Bartlett SPED Para</a>	288,641	288,641	53,385.38	27,539.88	.00	235,255.62	18.5%
<a href="#">98310609 512903 Bartlett ELL Teach</a>	84,323	84,323	.00	.00	.00	84,323.00	.0%
<a href="#">98310612 544400 Bartlett SA - Gene</a>	34,065	34,065	10,235.23	10,235.23	16,048.23	7,781.54	77.2%
<a href="#">98310624 541000 Bartlett SA - Tech</a>	8,000	8,000	.00	.00	4,820.96	3,179.04	60.3%
<a href="#">98310803 512903 Bartlett Kindergar</a>	170,047	170,047	29,370.80	14,685.40	.00	140,676.20	17.3%
<a href="#">98310903 512903 Bartlett Pre-Schoo</a>	158,765	158,765	26,792.08	13,396.04	.00	131,972.92	16.9%
<a href="#">98311003 512903 Bartlett Art Teach</a>	72,525	72,525	11,157.44	5,578.72	.00	61,367.56	15.4%
<a href="#">98311203 512903 Bartlett Computer</a>	78,622	78,622	12,095.60	6,047.80	.00	66,526.40	15.4%
<a href="#">98311503 512903 Bartlett English T</a>	165,808	165,808	18,625.60	9,312.80	.00	147,182.40	11.2%
<a href="#">98312003 512903 Bartlett Math Teac</a>	187,173	187,173	33,579.76	16,789.88	.00	153,593.24	17.9%
<a href="#">98312603 512903 Bartlett Phys. Ed.</a>	75,783	75,783	11,659.04	5,829.52	.00	64,123.96	15.4%
<a href="#">98312803 512903 Bartlett Music Tea</a>	76,730	76,730	11,804.64	5,902.32	.00	64,925.36	15.4%
<a href="#">98312903 512903 Bartlett Reading T</a>	75,423	75,423	11,920.00	5,960.00	.00	63,503.00	15.8%
<a href="#">98313003 512903 Bartlett Science T</a>	61,753	61,753	9,500.56	4,750.28	.00	52,252.44	15.4%
<a href="#">98313103 512903 Bartlett Social St</a>	47,694	47,694	8,361.44	4,180.72	.00	39,332.56	17.5%
<a href="#">98335003 512105 Bartlett Guidance</a>	83,911	83,911	14,523.03	6,454.68	.00	69,387.97	17.3%
<a href="#">98336003 512904 Bartlett Library A</a>	27,969	27,969	4,430.80	2,215.40	.00	23,538.20	15.8%
<a href="#">98336006 541601 Bartlett SA - Libr</a>	2,000	2,000	770.79	770.79	266.18	963.03	51.8%
<a href="#">98337030 530002 Bartlett SA - Prof</a>	14,000	14,000	3,400.76	2,365.00	.00	10,599.24	24.3%
<a href="#">98341103 512101 Bartlett Principal</a>	121,497	121,497	24,549.40	9,347.76	.00	96,947.60	20.2%




FOR 2018 04

	ORIGINAL APPROP	REVISED BUDGET	YTD EXPENDED	MTD EXPENDED	ENCUMBRANCES	AVAILABLE BUDGET	PCT USED
<a href="#">98341103 512102 Bartlett Asst. Pri</a>	102,391	102,391	19,690.60	7,876.24	.00	82,700.40	19.2%
<a href="#">98341103 512902 Bartlett School Cl</a>	41,402	41,402	15,137.54	3,184.80	.00	26,264.46	36.6%
<a href="#">98341112 512111 STUDENT BODY ACTIV</a>	7,295	7,295	.00	.00	.00	7,295.00	.0%
<a href="#">98347103 512960 Bartlett Custodian</a>	182,467	182,467	42,923.69	10,430.92	.00	139,543.31	23.5%
<b>310 BUTLER SCHOOL</b>							
<a href="#">98410603 512903 Butler Middle Scho</a>	740,518	721,788	95,719.44	47,859.72	.00	626,068.56	13.3%
<a href="#">98410603 512958 Butler Paraprofess</a>	166,191	166,191	31,182.09	14,614.08	.00	135,008.91	18.8%
<a href="#">98410604 541500 BASIC TEXT</a>	625	625	.00	.00	.00	625.00	.0%
<a href="#">98410606 512903 Butler SPED Teache</a>	604,170	604,170	97,237.28	48,618.64	.00	506,932.72	16.1%
<a href="#">98410606 512958 Butler SPED Parapr</a>	133,687	133,687	10,909.38	5,180.42	.00	122,777.62	8.2%
<a href="#">98410609 512903 Butler ELL Teacher</a>	291,129	291,129	46,367.36	23,183.68	.00	244,761.64	15.9%
<a href="#">98410612 544400 Butler SA - Genera</a>	30,000	30,000	5,388.56	4,278.50	14,553.30	10,058.14	66.5%
<a href="#">98410624 541000 Butler SA - Techno</a>	6,500	6,500	.00	.00	.00	6,500.00	.0%
<a href="#">98411003 512903 Butler Art Teacher</a>	144,385	144,385	10,408.56	5,204.28	.00	133,976.44	7.2%
<a href="#">98411503 512903 Butler English Tea</a>	263,623	263,623	36,546.40	18,273.20	.00	227,076.60	13.9%
<a href="#">98412003 512903 Butler Math Teache</a>	376,512	376,512	75,250.40	37,625.20	.00	301,261.60	20.0%
<a href="#">98412603 512903 Butler Phys. Ed. T</a>	157,244	157,244	27,499.98	12,238.04	.00	129,744.02	17.5%
<a href="#">98412803 512903 Butler Music Teach</a>	159,887	159,887	43,968.00	21,984.00	.00	115,919.00	27.5%
<a href="#">98413003 512903 Butler Science Tea</a>	163,553	163,553	20,650.96	10,325.48	.00	142,902.04	12.6%
<a href="#">98413103 512903 Butler Social Stud</a>	133,109	133,109	20,871.12	10,435.56	.00	112,237.88	15.7%
<a href="#">98435003 512105 Butler Guidance Co</a>	80,941	80,941	14,135.85	6,282.60	.00	66,805.15	17.5%
<a href="#">98436003 512904 Butler Library Aid</a>	18,777	18,777	.00	.00	.00	18,777.00	.0%
<a href="#">98437031 530002 Butler SA - Prof.</a>	22,130	22,130	2,105.00	2,105.00	.00	20,025.00	9.5%
<a href="#">98441103 512101 Butler Principal</a>	117,100	117,100	23,660.70	9,009.48	.00	93,439.30	20.2%
<a href="#">98441103 512102 Butler Asst. Princ</a>	113,625	113,625	21,482.30	8,592.92	.00	92,142.70	18.9%
<a href="#">98441103 512902 Butler School Cler</a>	38,807	38,807	11,809.82	2,985.20	.00	26,997.18	30.4%
<a href="#">98441112 512111 STUDENT BODY ACTIV</a>	6,809	7,607	2,035.46	.00	652.50	4,918.54	35.3%
<a href="#">98447103 512960 Butler Custodian</a>	146,018	146,018	56,033.43	14,087.83	.00	89,984.57	38.4%
<b>315 DALEY SCHOOL</b>							
<a href="#">98510603 512903 Daley Middle Schoo</a>	879,636	879,636	131,192.48	65,596.24	.00	748,443.52	14.9%
<a href="#">98510603 512958 Daley Paraprofessi</a>	121,451	121,451	25,604.16	12,802.08	.00	95,846.84	21.1%
<a href="#">98510606 512903 Daley SPED Teacher</a>	811,677	811,677	117,708.40	58,854.20	.00	693,968.60	14.5%
<a href="#">98510606 512958 Daley SPED Parapro</a>	308,640	308,640	56,271.53	29,529.92	.00	252,368.47	18.2%
<a href="#">98510609 512903 Daley ELL Teacher</a>	163,193	163,193	25,106.56	12,553.28	.00	138,086.44	15.4%
<a href="#">98510612 544400 Daley SA - General</a>	42,000	42,000	16,170.50	11,943.82	8,038.27	17,791.23	57.6%
<a href="#">98510615 541600 Daley SA - Textboo</a>	3,360	3,360	.00	.00	.00	3,360.00	.0%
<a href="#">98510624 541000 Daley SA - Technol</a>	5,000	5,000	2,543.06	.00	315.85	2,141.09	57.2%
<a href="#">98511003 512903 Daley Art Teacher</a>	75,783	75,783	11,659.04	5,829.52	.00	64,123.96	15.4%




FOR 2018 04

	ORIGINAL APPROP	REVISED BUDGET	YTD EXPENDED	MTD EXPENDED	ENCUMBRANCES	AVAILABLE BUDGET	PCT USED
<a href="#">98511203 512903 Daley Computer Tea</a>	79,373	79,373	12,211.28	6,105.64	.00	67,161.72	15.4%
<a href="#">98511503 512903 Daley English Teac</a>	238,392	238,392	36,790.64	18,395.48	.00	201,601.36	15.4%
<a href="#">98511903 512903 Daley Tech. Ed. Te</a>	81,265	81,265	12,502.24	6,251.12	.00	68,762.76	15.4%
<a href="#">98512003 512903 Daley Math Teacher</a>	448,058	448,058	83,668.56	41,834.28	.00	364,389.44	18.7%
<a href="#">98512603 512903 Daley Phys. Ed. Te</a>	240,066	240,066	36,933.60	18,466.80	.00	203,132.40	15.4%
<a href="#">98512803 512903 Daley Music Teache</a>	88,326	88,326	26,268.32	13,134.16	.00	62,057.68	29.7%
<a href="#">98513003 512903 Daley Science Teac</a>	244,244	244,244	25,073.60	12,536.80	.00	219,170.40	10.3%
<a href="#">98513103 512903 Daley Social Studi</a>	241,276	241,276	40,230.16	20,115.08	.00	201,045.84	16.7%
<a href="#">98535003 512105 Daley Guidance Cou</a>	88,623	88,623	15,338.52	6,817.12	.00	73,284.48	17.3%
<a href="#">98536003 512904 Daley Library Aide</a>	21,422	21,422	3,295.86	1,647.93	.00	18,126.14	15.4%
<a href="#">98536006 541601 Daley SA - Library</a>	4,000	4,000	.00	.00	2,857.38	1,142.62	71.4%
<a href="#">98537031 530002 Daley SA - Prof. D</a>	20,000	20,000	2,833.75	1,866.25	280.00	16,886.25	15.6%
<a href="#">98541103 512101 Daley Principal</a>	131,067	131,067	26,481.82	10,331.04	.00	104,585.18	20.2%
<a href="#">98541103 512102 Daley Asst. Princi</a>	110,158	110,158	21,184.10	8,473.64	.00	88,973.90	19.2%
<a href="#">98541103 512902 Daley School Clerk</a>	42,291	42,291	13,012.64	3,253.16	.00	29,278.36	30.8%
<a href="#">98541112 512111 STUDENT BODY ACTIV</a>	8,169	8,169	.00	.00	.00	8,169.00	.0%
<a href="#">98547103 512960 Daley Custodian</a>	186,735	186,735	67,413.06	17,156.88	.00	119,321.94	36.1%
<b>330 ROBINSON SCHOOL</b>							
<a href="#">98610603 512903 Robinson Middle Sc</a>	1,014,035	995,305	98,756.52	47,286.24	.00	896,548.48	9.9%
<a href="#">98610603 512958 Robinson Paraprofe</a>	165,448	165,448	32,054.08	16,210.76	.00	133,393.92	19.4%
<a href="#">98610606 512903 Robinson SPED Teac</a>	763,284	763,284	123,589.80	59,192.76	.00	639,694.20	16.2%
<a href="#">98610606 512958 Robinson SPED Para</a>	118,173	118,173	22,684.75	11,777.83	.00	95,488.25	19.2%
<a href="#">98610609 512903 Robinson ELL Teach</a>	294,544	294,544	58,589.84	29,294.92	.00	235,954.16	19.9%
<a href="#">98610612 544400 Robinson SA - Gene</a>	36,880	37,175	11,676.01	2,274.44	9,128.48	16,370.51	56.0%
<a href="#">98610624 541000 Robinson SA - Tech</a>	15,000	15,000	.00	.00	245.25	14,754.75	1.6%
<a href="#">98611003 512903 Robinson Art Teach</a>	126,730	126,730	11,804.64	5,902.32	.00	114,925.36	9.3%
<a href="#">98611503 512903 Robinson English T</a>	394,212	394,212	129,793.62	58,759.56	.00	264,418.38	32.9%
<a href="#">98612003 512903 Robinson Math Teac</a>	480,042	480,042	103,337.60	51,668.80	.00	376,704.40	21.5%
<a href="#">98612603 512903 Robinson Phys. Ed.</a>	242,560	242,560	25,221.12	12,610.56	.00	217,338.88	10.4%
<a href="#">98612803 512903 Robinson Music Tea</a>	130,514	130,514	27,505.68	13,752.84	.00	103,008.32	21.1%
<a href="#">98613003 512903 Robinson Science T</a>	199,094	199,094	20,813.28	10,406.64	.00	178,280.72	10.5%
<a href="#">98613103 512903 Robinson Social St</a>	135,127	135,127	16,427.72	11,612.00	.00	118,699.28	12.2%
<a href="#">98635003 512105 Robinson Guidance</a>	85,401	85,401	14,780.88	6,569.28	.00	70,620.12	17.3%
<a href="#">98636003 512904 Robinson Library A</a>	27,968	27,968	5,327.30	2,663.65	.00	22,640.70	19.0%
<a href="#">98637033 530002 Robinson SA - Prof</a>	15,000	15,000	80.00	80.00	1,976.00	12,944.00	13.7%
<a href="#">98641103 512101 Robinson Principal</a>	114,414	114,414	46,708.25	18,653.85	.00	67,705.75	40.8%
<a href="#">98641103 512102 Robinson Asst. Pri</a>	108,703	108,703	21,548.00	8,619.20	.00	87,155.00	19.8%
<a href="#">98641103 512902 Robinson School Cl</a>	43,017	43,017	13,012.64	3,253.16	.00	30,004.36	30.2%
<a href="#">98641112 512111 STUDENT BODY ACTIV</a>	7,650	7,650	.00	.00	346.19	7,303.81	4.5%
<a href="#">98647103 512960 Robinson Custodian</a>	226,225	226,225	54,555.72	13,695.20	.00	171,669.28	24.1%
<b>335 ROGERS SCHOOL</b>							
<a href="#">98710603 512903 Rogers Middle Scho</a>	362,033	343,303	54,929.84	27,464.92	.00	288,373.16	16.0%




FOR 2018 04

	ORIGINAL APPROP	REVISED BUDGET	YTD EXPENDED	MTD EXPENDED	ENCUMBRANCES	AVAILABLE BUDGET	PCT USED
<a href="#">98710603 512958 Rogers Paraprofess</a>	264,406	264,406	75,595.13	36,878.24	.00	188,810.87	28.6%
<a href="#">98710605 512111 STUDENT BODY ACTIV</a>	8,378	8,378	.00	.00	.00	8,378.00	.0%
<a href="#">98710606 512903 Rogers SPED Teache</a>	515,579	515,579	101,078.24	50,539.12	.00	414,500.76	19.6%
<a href="#">98710606 512958 Rogers SPED Parapr</a>	384,891	384,891	50,394.93	26,226.18	.00	334,496.07	13.1%
<a href="#">98710609 512903 Rogers ELL Teacher</a>	163,382	163,382	29,162.56	14,581.28	.00	134,219.44	17.8%
<a href="#">98710612 544400 Rogers SA - Genera</a>	40,000	40,000	14,836.67	13,891.47	7,058.29	18,105.04	54.7%
<a href="#">98710617 512903 Rogers Pre-School</a>	160,971	160,971	13,188.40	6,594.20	.00	147,782.60	8.2%
<a href="#">98710619 512903 Rogers Elementary</a>	1,396,610	1,396,610	213,335.16	106,291.88	.00	1,183,274.84	15.3%
<a href="#">98710620 512903 Rogers Kindergarte</a>	291,202	291,202	47,985.84	23,992.92	.00	243,216.16	16.5%
<a href="#">98711003 512903 Rogers Art Teacher</a>	71,344	71,344	10,976.00	5,488.00	.00	60,368.00	15.4%
<a href="#">98712003 512903 Rogers Math Teache</a>	50,000	50,000	.00	.00	.00	50,000.00	.0%
<a href="#">98712603 512903 Rogers Phys. Ed Te</a>	138,727	138,727	25,972.18	14,498.04	.00	112,754.82	18.7%
<a href="#">98712803 512903 Rogers Music Teach</a>	86,824	86,824	13,357.36	6,678.68	.00	73,466.64	15.4%
<a href="#">98713003 512903 Rogers Science Tea</a>	79,012	79,012	12,211.28	6,105.64	.00	66,800.72	15.5%
<a href="#">98713103 512903 Rogers Social Stud</a>	0	0	6,965.12	3,482.56	.00	-6,965.12	100.0%*
<a href="#">98735003 512105 Rogers Guidance Co</a>	80,941	80,941	16,556.04	7,358.24	.00	64,384.96	20.5%
<a href="#">98736003 512904 Rogers Library Aid</a>	20,824	20,824	.00	.00	.00	20,824.00	.0%
<a href="#">98737033 530002 Rogers SA - Prof.</a>	15,000	15,000	3,510.00	2,795.00	.00	11,490.00	23.4%
<a href="#">98741103 512101 Rogers Principal</a>	126,675	126,675	25,900.02	10,258.69	.00	100,774.98	20.4%
<a href="#">98741103 512102 Rogers Asst. Princ</a>	115,057	115,057	22,126.30	8,850.52	.00	92,930.70	19.2%
<a href="#">98741103 512902 Rogers School Cler</a>	40,106	40,106	12,589.62	3,184.80	.00	27,516.38	31.4%
<a href="#">98747103 512960 Rogers Custodian</a>	223,991	223,991	43,248.64	13,835.52	.00	180,742.36	19.3%
<b>340 SULLIVAN SCHOOL</b>							
<a href="#">98810603 512903 Sullivan Middle Sc</a>	938,944	920,214	128,503.20	64,251.60	.00	791,710.80	14.0%
<a href="#">98810603 512958 Sullivan Paraprofe</a>	128,113	128,113	34,481.33	16,399.72	.00	93,631.67	26.9%
<a href="#">98810606 512903 Sullivan SPED Teac</a>	750,550	750,550	113,549.42	53,437.42	.00	637,000.58	15.1%
<a href="#">98810606 512958 Sullivan SPED Para</a>	136,593	136,593	33,220.55	17,587.24	.00	103,372.45	24.3%
<a href="#">98810609 512903 Sullivan ELL Teach</a>	319,735	319,735	42,855.84	21,427.92	.00	276,879.16	13.4%
<a href="#">98810612 544400 Sullivan SA - Gene</a>	57,257	52,257	20,476.31	8,318.51	2,752.38	29,028.31	44.5%
<a href="#">98810624 541000 Sullivan SA - Tech</a>	9,000	3,166	2,096.44	2,096.44	999.50	70.30	97.8%
<a href="#">98811003 512903 Sullivan Art Teach</a>	159,478	159,478	24,534.96	12,267.48	.00	134,943.04	15.4%
<a href="#">98811503 512903 Sullivan English T</a>	396,935	396,935	74,422.72	37,211.36	.00	322,512.28	18.7%
<a href="#">98811903 512903 Sullivan Tech. Ed.</a>	55,609	55,609	8,555.36	4,277.68	.00	47,053.64	15.4%
<a href="#">98812003 512903 Sullivan Math Teac</a>	469,091	469,091	46,993.28	23,496.64	.00	422,097.72	10.0%
<a href="#">98812603 512903 Sullivan Phys. Ed.</a>	165,749	165,749	25,499.76	12,749.88	.00	140,249.24	15.4%
<a href="#">98812803 512903 Sullivan Music Tea</a>	139,121	139,121	21,403.12	10,701.56	.00	117,717.88	15.4%
<a href="#">98813003 512903 Sullivan Science T</a>	158,658	158,658	23,922.80	11,961.40	.00	134,735.20	15.1%
<a href="#">98813103 512903 Sullivan Social St</a>	146,322	146,322	22,511.36	11,255.68	.00	123,810.64	15.4%
<a href="#">98835003 512105 Sullivan Guidance</a>	90,440	90,440	15,653.25	6,957.00	.00	74,786.75	17.3%
<a href="#">98836003 512904 Sullivan Library A</a>	31,098	31,098	4,784.32	2,392.16	.00	26,313.68	15.4%
<a href="#">98837034 530002 Sullivan SA - Prof</a>	9,200	20,034	3,273.75	1,960.00	75.60	16,684.41	16.7%



FOR 2018 04


	ORIGINAL APPROP	REVISED BUDGET	YTD EXPENDED	MTD EXPENDED	ENCUMBRANCES	AVAILABLE BUDGET	PCT USED
<a href="#">98841103 512101 Sullivan Principal</a>	109,000	109,000	24,038.50	9,615.40	.00	84,961.50	22.1%
<a href="#">98841103 512102 Sullivan Asst. Pri</a>	112,050	112,050	21,548.00	8,619.20	.00	90,502.00	19.2%
<a href="#">98841103 512902 Sullivan School Cl</a>	41,402	41,402	12,739.20	3,184.80	.00	28,662.80	30.8%
<a href="#">98841112 512111 STUDENT BODY ACTIV</a>	8,108	8,108	.00	.00	.00	8,108.00	.0%
<a href="#">98847103 512960 Sullivan Custodian</a>	133,816	133,816	57,996.06	14,099.02	.00	75,819.94	43.3%
<b>345 WANG SCHOOL</b>							
<a href="#">98910603 512903 Wang Middle School</a>	1,186,146	1,167,416	146,754.16	73,377.08	.00	1,020,661.84	12.6%
<a href="#">98910603 512958 Wang Paraprofessio</a>	57,808	57,808	12,624.71	6,650.88	.00	45,183.29	21.8%
<a href="#">98910606 512903 Wang SPED Teacher</a>	632,961	632,961	97,816.88	48,908.44	.00	535,144.12	15.5%
<a href="#">98910606 512958 Wang SPED Paraprof</a>	131,087	131,087	19,680.78	9,303.82	.00	111,406.22	15.0%
<a href="#">98910609 512903 Wang ELL Teacher</a>	300,299	300,299	46,315.12	23,157.56	.00	253,983.88	15.4%
<a href="#">98910612 544400 Wang SA - General</a>	45,000	45,000	30,789.44	21,647.13	12,233.38	1,977.18	95.6%
<a href="#">98910615 541600 Wang Textbooks</a>	5,000	5,000	726.00	726.00	.00	4,274.00	14.5%
<a href="#">98910624 541000 Wang SA - Technolo</a>	5,000	5,000	.00	.00	.00	5,000.00	.0%
<a href="#">98911003 512903 Wang Art Teacher</a>	137,536	137,536	16,465.68	8,232.84	.00	121,070.32	12.0%
<a href="#">98911203 512903 Wang Computer Teac</a>	50,000	50,000	.00	.00	.00	50,000.00	.0%
<a href="#">98911503 512903 Wang English Teach</a>	307,507	307,507	56,317.20	28,158.60	.00	251,189.80	18.3%
<a href="#">98912003 512903 Wang Math Teacher</a>	313,981	313,981	80,471.76	40,235.88	.00	233,509.24	25.6%
<a href="#">98912603 512903 Wang Phys. Ed. Tea</a>	159,479	159,479	34,476.88	17,238.44	.00	125,002.12	21.6%
<a href="#">98912803 512903 Wang Music Teacher</a>	154,082	154,082	23,704.88	11,852.44	.00	130,377.12	15.4%
<a href="#">98913003 512903 Wang Science Teach</a>	216,420	216,420	34,040.40	17,020.20	.00	182,379.60	15.7%
<a href="#">98913103 512903 Wang Social Studie</a>	211,145	211,145	32,483.84	16,241.92	.00	178,661.16	15.4%
<a href="#">98935003 512105 Wang Guidance Coun</a>	80,941	80,941	14,008.95	6,226.20	.00	66,932.05	17.3%
<a href="#">98936003 512904 Wang Library Aide</a>	27,968	27,968	4,302.88	2,151.44	.00	23,665.12	15.4%
<a href="#">98936006 541601 Wang SA - Library/</a>	1,500	1,500	.00	.00	556.32	943.68	37.1%
<a href="#">98937034 530002 Wang SA - Prof. De</a>	15,880	15,880	5,384.87	818.53	.00	10,495.13	33.9%
<a href="#">98941103 512101 Wang Principal</a>	134,983	134,983	26,882.04	10,613.54	.00	108,100.96	19.9%
<a href="#">98941103 512102 Wang Asst. Princip</a>	105,699	105,699	20,904.50	8,361.80	.00	84,794.50	19.8%
<a href="#">98941103 512902 Wang School Clerk</a>	41,402	41,402	12,739.20	3,184.80	.00	28,662.80	30.8%
<a href="#">98941104 541500 BASIC TEXT</a>	625	625	.00	.00	.00	625.00	.0%
<a href="#">98941112 512111 STUDENT BODY ACTIV</a>	8,591	8,591	.00	.00	375.90	8,215.10	4.4%
<a href="#">98947103 512960 Wang Custodian</a>	183,376	183,376	57,663.55	14,015.88	.00	125,712.45	31.4%
<b>505 LOWELL HIGH SCHOOL</b>							
<a href="#">99010706 512106 LHS Headmaster</a>	145,621	145,621	33,735.72	10,769.24	.00	111,885.28	23.2%
<a href="#">99010706 512108 LHS Housemaster</a>	439,668	439,668	86,620.30	35,289.58	.00	353,047.70	19.7%
<a href="#">99010707 512914 LHS Discipline &amp; O</a>	99,329	99,329	20,317.32	9,029.92	.00	79,011.68	20.5%
<a href="#">99010708 512112 LHS - Coord. of Stu</a>	115,903	115,903	35,662.24	8,915.56	.00	80,240.76	30.8%
<a href="#">99010709 512903 LHS R.O.T.C. Teach</a>	210,557	210,557	83,193.16	13,968.10	.00	127,363.84	39.5%






FOR 2018 04

	ORIGINAL APPROP	REVISED BUDGET	YTD EXPENDED	MTD EXPENDED	ENCUMBRANCES	AVAILABLE BUDGET	PCT USED
99010712 512903 LHS SPED Teacher	2,141,154	2,141,154	335,030.00	167,515.00	.00	1,806,124.00	15.6%
99010712 512958 LHS SPED Paraprofe	626,160	626,160	104,493.28	54,332.30	.00	521,666.72	16.7%
99010718 524006 LHS SA - Rental of	18,000	18,000	.00	.00	.00	18,000.00	.0%
99010718 544400 LHS SA - General S	110,740	110,779	17,246.91	2,832.63	40,869.82	52,661.84	52.5%
99010719 512903 LHS ELL Teacher	1,152,197	1,152,197	186,205.92	93,102.96	.00	965,991.08	16.2%
99010721 541600 LHS SA - Textbooks	111,458	112,372	65,748.25	18,967.71	14,774.30	31,849.45	71.7%
99011003 512109 LHS Academic Chair	114,441	114,441	22,007.80	8,803.12	.00	92,433.20	19.2%
99011006 512903 LHS Art Teacher	319,960	319,960	48,857.76	24,428.88	.00	271,102.24	15.3%
99011207 512917 LHS Computer Repai	89,219	89,219	25,398.67	6,212.80	.00	63,820.33	28.5%
99011503 512109 LHS Academic Chair	109,294	109,294	21,018.20	8,407.28	.00	88,275.80	19.2%
99011506 512903 LHS English Teache	2,170,620	2,170,620	328,543.20	160,901.28	.00	1,842,076.80	15.1%
99011603 512109 LHS Academic Chair	107,478	107,478	30,623.04	13,244.64	.00	76,854.96	28.5%
99011606 512903 LHS Foreign Langua	1,327,353	1,327,353	203,376.40	101,688.16	.00	1,123,976.60	15.3%
99011806 512903 LHS Home Economics	0	0	16,272.64	8,136.32	.00	-16,272.64	100.0%*
99012003 512109 LHS Academic Chair	102,766	102,766	19,762.90	7,905.16	.00	83,003.10	19.2%
99012006 512903 LHS Math Teacher	2,020,644	2,020,644	327,465.28	163,894.32	.00	1,693,178.72	16.2%
99012603 512109 LHS Academic Chair	56,315	56,315	.00	.00	.00	56,315.00	.0%
99012606 512903 LHS Phys. Ed. Teac	1,113,050	1,113,050	188,210.88	94,105.44	.00	924,839.12	16.9%
99012706 512903 LHS Business Teach	387,141	387,141	47,996.40	23,998.20	.00	339,144.60	12.4%
99012806 512110 Instrumental Band	7,500	7,500	.00	.00	.00	7,500.00	.0%
99012806 512903 LHS Music Teacher	206,674	206,674	10,947.28	6,025.92	.00	195,726.72	5.3%
99013003 512109 LHS Academic Chair	109,294	109,294	21,018.20	8,407.28	.00	88,275.80	19.2%
99013006 512903 LHS Science Teache	2,031,284	2,031,284	296,734.56	148,367.00	.00	1,734,549.44	14.6%
99013103 512109 LHS Academic Chair	106,367	106,367	20,455.00	8,182.00	.00	85,912.00	19.2%
99013106 512903 LHS Social Studies	1,990,596	1,990,596	308,954.96	154,477.48	.00	1,681,641.04	15.5%
99013203 512903 LHS Culinary Arts	174,664	174,664	28,865.20	13,869.56	.00	145,798.80	16.5%
99013403 512903 LHS Dance Teacher	132,582	132,582	31,387.52	15,693.76	.00	101,194.48	23.7%
99020103 512109 LHS Academic Chair	102,766	102,766	19,332.50	7,817.72	.00	83,433.50	18.8%
99028004 512903 LHS In-House Suspe	142,358	142,358	21,901.36	10,950.68	.00	120,456.64	15.4%
99028005 541500 BASIC TEXT	2,500	2,500	.00	.00	.00	2,500.00	.0%
99028104 512135 LHS Social Worker	435,915	435,915	59,876.18	28,319.08	.00	376,038.82	13.7%
99030306 512112 LHS Student Supt S	94,013	94,013	18,079.40	7,231.76	.00	75,933.60	19.2%
99030306 512968 LHS Freshman Acade	107,936	107,936	20,756.80	8,302.72	.00	87,179.20	19.2%
99030502 512111 LHS Student Activi	144,951	144,951	.00	.00	.00	144,951.00	.0%
99030502 512122 LHS Student Activi	76,730	76,730	11,804.64	5,902.32	.00	64,925.36	15.4%
99030504 544400 LHS Student Activi	34,000	34,000	6,567.50	2,545.00	8,185.00	19,247.50	43.4%
99030510 541000 LHS SA - Technolog	81,000	81,000	42,001.63	1,863.63	5,744.04	33,254.33	58.9%
99031003 512113 LHS Coaches - Inte	455,522	455,522	56,771.72	56,771.72	.00	398,750.28	12.5%
99031003 512114 LHS Coaches - Intr	66,000	66,000	.00	.00	6,000.00	60,000.00	9.1%
99031003 512115 LHS Administrator	56,315	56,315	34,001.28	8,699.16	.00	22,313.72	60.4%
99031005 530000 LHS Athletics - Co	83,500	89,000	8,900.00	.00	74,600.00	5,500.00	93.8%
99031006 530002 LHS Athletics - Co	31,826	31,826	587.88	587.88	10,000.00	21,238.12	33.3%
99031009 544400 LHS Athletics - Su	172,840	169,717	48,250.67	25,401.93	24,063.36	97,402.80	42.6%
99031012 577615 LHS Athletics - Tr	130,000	130,000	23,192.50	23,192.50	26,307.50	80,500.00	38.1%




FOR 2018 04

	ORIGINAL APPROP	REVISED BUDGET	YTD EXPENDED	MTD EXPENDED	ENCUMBRANCES	AVAILABLE BUDGET	PCT USED
99032003 512903 LHS Video Producti	72,525	72,525	11,157.44	5,578.72	.00	61,367.56	15.4%
99033007 512124 LHS Director of Cu	110,523	110,523	34,007.04	8,501.76	.00	76,515.96	30.8%
99035003 512105 LHS Guidance Couns	1,208,660	1,208,660	235,959.84	104,871.04	.00	972,700.16	19.5%
99035006 512902 LHS Guidance Clerk	212,423	212,423	65,344.01	16,336.00	.00	147,078.99	30.8%
99035009 544400 LHS Guidance - Sup	8,000	14,375	6,724.51	157.41	2,597.75	5,052.74	64.9%
99036003 512103 LHS Library Media	86,072	86,072	13,241.76	6,620.88	.00	72,830.24	15.4%
99036006 512904 LHS Library Aide	58,469	58,469	10,408.72	5,204.36	.00	48,060.28	17.8%
99037006 512903 LHS Lead Teacher S	18,000	18,000	.00	.00	.00	18,000.00	.0%
99037050 530002 LHS SA - Prof. Dev	25,000	25,000	3,985.00	3,455.00	7,485.00	13,530.00	45.9%
99041006 512207 LHS Bursar/Fin. Sp	46,348	46,348	14,260.80	3,565.20	.00	32,087.20	30.8%
99041103 512902 LHS School Clerk	534,627	534,627	163,902.68	41,058.86	.00	370,724.32	30.7%
99041205 512970 LHS Student Data A	78,626	78,626	24,597.66	6,048.16	.00	54,028.34	31.3%
99041207 512921 LHS Computer Netwo	67,469	67,469	2,075.94	.00	.00	65,393.06	3.1%
99041403 512915 LHS Security Guard	342,432	342,432	97,976.92	27,612.09	.00	244,455.08	28.6%
99047103 512959 LHS H.V.A.C. Techn	0	0	393.69	-183.73	.00	-393.69	100.0%*
99047103 512960 LHS Custodian	310,327	310,327	277,717.10	67,629.28	.00	32,609.90	89.5%
99310301 512907 Sick Leave Buy Bac	1,200,000	1,200,000	338,851.25	64,361.10	.00	861,148.75	28.2%
99310301 514800 Longevity - System	40,000	40,000	2,072.97	.00	.00	37,927.03	5.2%
99328102 570703 Dual Enrollment Pr	45,000	45,000	.00	.00	45,000.00	.00	100.0%
705 MCHUGH/BRADY ALTERNATIVE SCH							
99210603 512903 PROF STAFF/ TEACHE	0	0	10,408.56	5,204.28	.00	-10,408.56	100.0%*
99210606 512958 PARA-PROFESSIONAL	0	0	3,007.90	2,406.32	.00	-3,007.90	100.0%*
99210609 512110 SCHOOLCOORDINATORS	90,637	90,637	21,662.10	8,664.84	.00	68,974.90	23.9%
99210618 541600 Brady/McHugh - Tex	15,000	15,000	2,990.32	2,990.32	3,374.64	8,635.04	42.4%
99211503 512903 McHugh English Tea	97,862	97,862	19,261.76	9,630.88	.00	78,600.24	19.7%
99212003 512903 McHugh Math Teache	58,913	58,913	12,392.00	6,196.00	.00	46,521.00	21.0%
99213003 512903 McHugh Science Tea	60,500	60,500	9,954.24	4,977.12	.00	50,545.76	16.5%
99213103 512903 McHugh Social Stud	47,693	47,693	7,984.48	3,992.24	.00	39,708.52	16.7%
99228103 512135 SOCIAL WORKER	129,244	129,244	22,817.73	10,599.36	.00	106,426.27	17.7%
99237070 512903 SW PROF STAFF/CLAS	27,175	27,175	5,202.12	2,488.56	.00	21,972.88	19.1%
99241103 512902 NONINSTRUCT/SEC&CL	57,560	57,560	11,069.20	4,427.68	.00	46,490.80	19.2%
99241106 512111 STUDENT BODY ACTIV	100	100	.00	.00	.00	100.00	.0%
99247103 512903 McHugh Brady Custo	44,151	44,151	.00	.00	.00	44,151.00	.0%
99247103 512960 Riverside Custodia	0	0	13,984.82	3,396.20	.00	-13,984.82	100.0%*
805 SYSTEMWIDE SCHOOLS							
99010006 577724 Testing & Evaluati	1,000	1,000	.00	.00	.00	1,000.00	.0%
99300003 577771 School Committee S	130,855	130,855	.00	.00	.00	130,855.00	.0%
99300004 512110 Coordinator of Res	107,947	107,947	33,214.08	8,303.52	.00	74,732.92	30.8%




FOR 2018 04

	ORIGINAL APPROP	REVISED BUDGET	YTD EXPENDED	MTD EXPENDED	ENCUMBRANCES	AVAILABLE BUDGET	PCT USED
99305120 544400 Supplies - Mathema	58,000	58,000	.00	.00	.00	58,000.00	.0%
99310004 544400 Supplies & Textboo	347,620	707,010	317,399.90	14,630.10	279,364.15	110,246.39	84.4%
99310006 575268 Modular Classroom	152,000	152,000	.00	.00	144,562.00	7,438.00	95.1%
99310008 512918 Teacher Acad. Ment	30,600	30,600	.00	.00	.00	30,600.00	.0%
99310008 512963 Teacher Acad. Ment	145,000	145,000	.00	.00	.00	145,000.00	.0%
99310008 518300 Teacher Acad. Inst	65,000	65,000	17,400.00	.00	2,900.00	44,700.00	31.2%
99310008 571801 Teacher Acad. Ince	75,000	75,000	.00	.00	.00	75,000.00	.0%
99310103 512401 Day-to-Day Substit	1,198,105	1,198,105	243,678.65	125,592.50	.00	954,426.35	20.3%
99310103 512402 Long Term Substitu	700,000	700,000	86,657.59	61,552.99	.00	613,342.41	12.4%
99310303 530103 Pre-Employment Phy	30,000	30,000	4,045.00	.00	10,755.00	15,200.00	49.3%
99310305 512963 STIPENDS- OTHER	75,600	75,600	.00	.00	.00	75,600.00	.0%
99310306 512903 SW PROF STAFF/CLAS	35,000	35,000	37,400.00	.00	.00	-2,400.00	106.9%*
99311202 512917 District Webmaster	67,469	67,469	20,759.69	5,189.92	.00	46,709.31	30.8%
99311203 512112 Tech. Instr. Supor	335,616	335,616	58,474.62	25,988.72	.00	277,141.38	17.4%
99311203 512120 Director of Techno	90,000	90,000	27,692.32	6,923.08	.00	62,307.68	30.8%
99311204 530002 Instructional Tech	773,165	775,656	775,656.12	775,656.12	.00	.00	100.0%
99311204 540900 Instructional Tech	125,000	128,696	88,019.15	48,658.25	31,911.10	8,765.53	93.2%
99311204 541000 Instructional Tech	200,000	185,000	10,303.94	9,584.00	71,467.24	103,228.82	44.2%
99311206 530002 Instructional Tech	50,000	54,979	4,978.00	.00	4,495.00	45,505.70	17.2%
99312003 512110 Coordinator of Mat	103,922	103,922	32,318.08	8,079.52	.00	71,603.92	31.1%
99312603 544400 LHS R.O.T.C. Suppl	1,000	1,000	.00	.00	.00	1,000.00	.0%
99312606 577615 LHS R.O.T.C. Trans	3,000	3,000	.00	.00	3,000.00	.00	100.0%
99312606 577730 LHS R.O.T.C. Equip	1,000	1,000	.00	.00	.00	1,000.00	.0%
99312804 541500 Supplies - Instrum	5,000	5,000	.00	.00	.00	5,000.00	.0%
99312804 542000 Instrumental Music	54,300	54,300	5,366.49	4,166.49	29,569.48	19,364.03	64.3%
99312805 512903 Instrumental Music	160,632	160,632	.00	.00	.00	160,632.00	.0%
99312808 530112 Band Camp - LHS	1,800	1,800	.00	.00	.00	1,800.00	.0%
99312808 539900 Monday Night Band	10,500	10,500	4,300.00	4,300.00	.00	6,200.00	41.0%
99312904 512119 Coordinator of Lit	99,209	99,209	30,525.60	7,631.40	.00	68,683.40	30.8%
99312906 544400 Supplies - Reading	5,000	5,000	.00	.00	.00	5,000.00	.0%
99313005 512146 Coordinator of Sci	106,144	106,144	32,659.52	8,164.88	.00	73,484.48	30.8%
99313103 577760 Field Trip Admissi	45,390	45,390	.00	.00	.00	45,390.00	.0%
99320103 512133 Director of Specia	123,504	123,504	38,763.68	9,690.92	.00	84,740.32	31.4%
99320104 511000 School Nurses - Sp	130,068	130,068	20,175.14	10,005.16	.00	109,892.86	15.5%
99320106 512104 Board Cert. Behavi	794,588	794,588	138,709.90	61,597.92	.00	655,878.10	17.5%
99320106 512130 Occupational Thera	913,334	913,334	140,594.45	72,726.13	.00	772,739.55	15.4%
99320106 512136 SPED Homebound Ins	64,000	64,000	10,970.00	3,740.00	.00	53,030.00	17.1%
99320106 512137 Evaluation Team Ch	1,303,444	1,303,444	207,736.53	90,108.70	.00	1,095,707.47	15.9%
99320106 512925 Sign Language Inte	39,236	39,236	12,533.28	6,266.64	.00	26,702.72	31.9%
99320107 512136 Home/Parent Educat	47,000	47,000	22,271.25	4,527.50	.00	24,728.75	47.4%
99320109 530002 SPED Contracted Se	25,000	25,291	4,367.50	.00	3,300.00	17,623.50	30.3%
99320112 544400 SPED Supplies	40,000	112,368	79,995.36	-3,038.15	7,816.54	24,556.17	78.1%
99320115 575333 SPED Out of Distri	6,679,431	6,680,931	1,873,219.18	913,997.53	4,346,960.81	460,751.01	93.1%
99320115 577724 SPED Testing	16,000	16,000	.00	.00	165.00	15,835.00	1.0%




FOR 2018 04

	ORIGINAL APPROP	REVISED BUDGET	YTD EXPENDED	MTD EXPENDED	ENCUMBRANCES	AVAILABLE BUDGET	PCT USED
99320116 577615 SPED Transportatio	5,083,050	5,178,495	634,735.72	-34,321.00	4,348,043.41	195,716.15	96.2%
99322003 512132 Hearing Impaired T	171,896	171,896	29,765.36	14,882.68	.00	142,130.64	17.3%
99324103 512131 Speech Therapists	1,982,688	1,982,688	294,306.20	151,652.28	.00	1,688,381.80	14.8%
99325003 512134 Vision Impaired Te	67,655	67,655	10,408.56	5,204.28	.00	57,246.44	15.4%
99326103 577515 SPED Hospitalized	60,000	63,343	3,913.55	614.16	2,627.34	56,802.50	10.3%
99327003 512903 Knowledge Bowl Sti	23,500	23,500	.00	.00	.00	23,500.00	.0%
99327006 544400 Knowledge Bowl Sup	1,500	1,500	.00	.00	221.29	1,278.71	14.8%
99328103 514600 Summer School Stip	50,000	50,000	.00	.00	.00	50,000.00	.0%
99328104 530002 Project Alliance L	1,000	1,000	.00	.00	.00	1,000.00	.0%
99328104 530105 SCORE Peer Mediati	35,000	35,000	.00	.00	35,000.00	.00	100.0%
99328104 530107 Homebound Instruct	55,000	55,000	4,445.00	3,215.00	.00	50,555.00	8.1%
99328106 512969 Behavior Specialis	168,580	168,580	28,532.43	12,681.08	.00	140,047.57	16.9%
99330203 524008 Central Office Ren	403,014	403,014	103,710.84	.00	276,562.24	22,740.92	94.4%
99330206 512903 Social Skills Teac	122,747	122,747	8,555.36	4,277.68	.00	114,191.64	7.0%
99330206 512958 Social Skills Para	78,538	78,538	11,102.40	5,551.20	.00	67,435.60	14.1%
99332006 544400 TV Studio Supplies	0	482	481.90	.00	.00	.00	100.0%
99332009 577588 TV Studio Maintena	0	4,575	4,575.00	.00	.00	.00	100.0%
99332009 589225 TV Studio Equipmen	0	1,984	1,983.70	.00	.00	.00	100.0%
99333003 512110 Coordinator of ELL	111,970	111,970	34,451.84	8,612.96	.00	77,518.16	30.8%
99334206 512903 Native Language Su	82,419	82,419	15,698.80	7,849.40	.00	66,720.20	19.0%
99335551 512104 Psychologists	1,228,685	1,228,685	217,135.53	96,504.68	.00	1,011,549.47	17.7%
99336004 544400 Stipend - Library	16,000	16,000	.00	.00	.00	16,000.00	.0%
99337004 512301 Admin Apprentice -	0	0	1,770.00	1,500.00	.00	-1,770.00	100.0%*
99337006 530002 Professional Devel	250,000	259,362	55,626.35	30,254.12	9,430.85	194,304.80	25.1%
99337006 531904 Tuition Reimbusem	200,000	200,000	22,865.25	22,290.25	.00	177,134.75	11.4%
99337007 512301 Intervention/Enric	1,036,800	1,036,800	124,957.50	104,565.00	.00	911,842.50	12.1%
99337007 512303 Out-of-School PLC	100,000	100,000	7,597.50	7,012.50	.00	92,402.50	7.6%
99337007 512923 Kindergarten Tutor	0	0	3,780.00	2,880.00	.00	-3,780.00	100.0%*
99338003 512923 ELL Tutors	500,000	500,000	60,525.00	41,220.00	.00	439,475.00	12.1%
99338003 512924 ELL Parent Liaison	34,384	34,384	6,549.12	3,274.56	.00	27,834.88	19.0%
99338006 544400 ELL Supplies	11,000	11,000	1,309.00	.00	.00	9,691.20	11.9%
99338007 541600 ELL Textbooks	9,000	9,000	1,577.40	1,577.40	.00	7,422.60	17.5%
99339003 512118 Director of Adult	98,939	98,939	30,442.88	7,610.72	.00	68,496.12	30.8%
99339003 512903 Adult Education Te	370,712	370,712	56,304.88	28,152.44	.00	314,407.12	15.2%
99339004 512112 District Support S	391,197	391,197	71,708.35	26,655.48	.00	319,488.65	18.3%
99339004 512142 Family Resource Ce	48,319	48,319	31,753.12	8,046.00	.00	16,565.88	65.7%
99340303 563601 Student Accident I	26,872	26,872	24,477.00	.00	.00	2,395.00	91.1%
99341201 512917 Media Technology S	214,679	214,679	58,521.72	20,041.17	.00	156,157.28	27.3%
99341203 512204 Asst Supt - Financ	140,983	140,983	46,153.92	11,538.48	.00	94,829.08	32.7%
99341203 512205 Asst Supt - Studen	150,000	150,000	46,923.04	11,730.76	.00	103,076.96	31.3%
99341203 512800 Superintendent of	185,349	185,349	59,804.96	14,951.24	.00	125,544.04	32.3%
99341203 512901 Asst Supt - Curric	150,000	150,000	46,153.92	11,538.48	.00	103,846.08	30.8%
99341203 512971 Director of Human	86,458	86,458	29,377.28	7,344.32	.00	57,080.72	34.0%
99341206 530002 SO - Contracted Se	23,000	23,000	2,678.82	.00	5,494.32	14,826.86	35.5%



FOR 2018 04

	ORIGINAL APPROP	REVISED BUDGET	YTD EXPENDED	MTD EXPENDED	ENCUMBRANCES	AVAILABLE BUDGET	PCT USED
99341206 531702 SO - Advertising	15,000	15,000	.00	.00	.00	15,000.00	.0%
99341207 512902 Clerical Staff - S	331,015	331,015	101,488.28	25,372.08	.00	229,526.72	30.7%
99341209 544400 SO - Supplies	13,500	13,500	164.60	.00	1,952.34	11,383.06	15.7%
99341212 570701 SO - In State Trav	31,000	31,000	6,896.78	4,309.65	.00	24,103.22	22.2%
99341212 577766 SO - Expenses	9,500	9,500	4,001.98	.00	1,100.00	4,398.02	53.7%
99341212 577769 SO - Memberships	10,500	10,500	7,483.00	.00	3,000.00	17.00	99.8%
99341215 512143 Staff Counsel for	104,638	104,638	32,196.00	8,049.00	.00	72,442.00	30.8%
99341215 512206 Assistant Business	87,976	87,976	43,502.11	21,687.43	.00	44,473.89	49.4%
99341215 512916 Computer Repair Te	0	0	.00	-5,509.12	.00	.00	.0%
99341215 512919 Counsel Collective	50,000	50,000	15,384.64	3,846.16	.00	34,615.36	30.8%
99341215 512920 Indirect Salary Ac	0	0	9,423.05	5,384.60	.00	-9,423.05	100.0%*
99341215 512921 Computer Network M	85,000	85,000	50,107.25	12,526.81	.00	34,892.75	58.9%
99341215 512922 Mail Courier	32,000	32,000	7,378.60	2,475.10	.00	24,621.40	23.1%
99341215 512965 Substitute Teacher	15,000	15,000	3,361.09	1,646.80	.00	11,638.91	22.4%
99341215 513001 Overtime - Clerica	22,000	22,000	21,776.15	3,288.29	.00	223.85	99.0%
99341218 530002 Contracted Svcs -	35,000	35,000	.00	.00	.00	35,000.00	.0%
99341218 530041 Contracted Svcs -	70,000	70,000	500.00	.00	.00	69,500.00	.7%
99341218 531702 Advertising	30,000	30,000	3,590.32	2,186.32	10,574.68	15,835.00	47.2%
99341218 531800 Printing & Binding	40,000	40,000	362.64	.00	12,615.91	27,021.45	32.4%
99341218 536900 Postage	50,000	50,000	.00	.00	640.86	49,359.14	1.3%
99341221 544400 LHS Data Processin	15,000	17,800	5,312.55	.00	405.68	12,081.77	32.1%
99341224 570100 Program & Analytic	75,000	82,750	7,750.00	.00	1,000.00	74,000.00	10.6%
99341224 570402 Internet Service P	125,000	84,698	36,182.08	227.34	19,346.32	29,169.26	65.6%
99341224 575270 Photocopier Purcha	50,000	50,000	.00	.00	15,523.56	34,476.44	31.0%
99341224 575422 Photocopier Mainte	70,000	79,047	15,792.35	.00	53,711.91	9,542.32	87.9%
99341224 577600 Admin. Tech. - Con	28,000	28,208	1,767.00	200.00	14,783.00	11,658.00	58.7%
99341224 577717 Admin. Tech. - Sof	204,000	244,302	244,302.34	148,160.01	.00	.00	100.0%
99341227 570102 Admin. Tech. - Har	51,000	59,124	13,966.60	765.45	27,042.81	18,114.84	69.4%
99341228 573700 School Webmaster S	2,500	2,500	.00	.00	.00	2,500.00	.0%
99341229 511100 Plumbers	0	0	16,459.92	4,105.00	.00	-16,459.92	100.0%*
99341230 512902 Clerical Staff - A	729,228	729,228	274,244.42	67,269.37	.00	454,983.58	37.6%
99341231 511100 Part-Time Computer	90,000	90,000	10,621.65	4,477.50	.00	79,378.35	11.8%
99341232 512140 Student Database A	77,848	77,848	23,953.44	5,988.36	.00	53,894.56	30.8%
99341233 520703 Tech. Helpdesk Coo	55,000	55,000	17,081.70	4,230.76	.00	37,918.30	31.1%
99341303 512902 School Committee S	19,000	19,000	4,234.30	846.86	.00	14,765.70	22.3%
99341303 512918 School Committee S	54,000	54,000	11,076.48	2,769.12	.00	42,923.52	20.5%
99341312 577732 SC - Subscriptions	3,500	3,500	.00	.00	.00	3,500.00	.0%
99341312 577766 SC - Expenses	5,340	5,340	3,221.00	.00	.00	2,119.00	60.3%
99341312 577769 SC - Memberships	2,450	2,450	200.00	.00	2,100.00	150.00	93.9%
99341403 512116 Attendance Officer	70,348	70,348	10,822.80	5,411.40	.00	59,525.20	15.4%
99341403 512910 Attendance Monitor	65,898	65,898	9,439.23	5,546.65	.00	56,458.77	14.3%
99341504 530002 Student Sppt - Con	20,200	20,200	13,328.07	130.00	2,100.00	4,771.93	76.4%
99341506 545700 Student Sppt - Sup	15,000	15,000	3,219.03	.00	4,000.89	7,780.08	48.1%
99345006 563600 Employee Health In	16,586,212	16,586,212	3,735,553.05	1,426,897.26	.00	12,850,658.95	22.5%




FOR 2018 04

	ORIGINAL APPROP	REVISED BUDGET	YTD EXPENDED	MTD EXPENDED	ENCUMBRANCES	AVAILABLE BUDGET	PCT USED
99347103 512906 Director of Operat	80,000	80,000	24,615.36	6,153.84	.00	55,384.64	30.8%
99347103 512960 Administration Bld	87,450	87,450	19,637.89	3,764.88	.00	67,812.11	22.5%
99347103 512962 Supervisor of Cust	2	2	.00	.00	.00	2.00	.0%
99347103 513000 Overtime - Custodi	75,000	75,000	38,607.17	1,385.47	.00	36,392.83	51.5%
99347103 513101 Overtime - Man Out	100,000	100,000	23,313.55	12,423.88	.00	76,686.45	23.3%
99347106 530002 Maintenance - Cont	185,000	227,672	76,298.93	17,353.27	116,401.44	34,971.62	84.6%
99347109 544400 Maintenance - Supp	218,489	220,505	25,862.43	15,709.98	123,120.09	71,522.09	67.6%
99347112 537600 Utility - Water/Se	0	0	43,448.39	.00	.00	-43,448.39	100.0%*
99347112 575243 Maintenance - Buil	227,000	227,102	18,673.35	2,521.07	46,241.13	162,187.12	28.6%
99347112 575370 Utility - Telephon	50,000	50,000	55,608.26	12,361.12	.00	-5,608.26	111.2%*
99347112 575452 Maintenance - Floo	60,000	60,000	9,200.00	.00	.00	50,800.00	15.3%
99347112 577723 Maintenance - Swim	20,000	20,000	2,036.09	1,667.79	5,128.92	12,834.99	35.8%
99347203 576110 Capital Equipment	75,000	92,655	19,230.92	.00	50,742.85	22,681.15	75.5%
99347206 584600 Capital Improvemen	50,000	93,794	72,304.93	18,175.00	19,546.81	1,942.61	97.9%
99348003 512139 Transportation Coo	48,319	48,319	3,750.00	3,750.00	.00	44,569.00	7.8%
99348006 530002 Transportation - C	4,000	4,000	225.00	.00	.00	3,775.00	5.6%
99348009 541000 Transportation - S	5,000	5,000	5,000.00	.00	.00	.00	100.0%
99348009 544400 Transportation - S	8,000	8,000	3,788.16	.00	29.00	4,182.84	47.7%
99348012 577615 Transportation - R	3,894,700	4,104,465	1,028,183.00	354,724.00	2,347,392.00	728,890.00	82.2%
TOTAL EDUCATION	162,073,324	162,877,474	31,704,437.94	13,774,933.91	12,966,480.59	118,206,555.31	27.4%
TOTAL EXPENSES	162,073,324	162,877,474	31,704,437.94	13,774,933.91	12,966,480.59	118,206,555.31	

4 PUBLIC WORKS


400 DPW GENERAL

04004151 511000 SALARIES - PERMANE	505,505	505,505	155,174.89	38,793.73	.00	350,330.11	30.7%
04004151 512000 S & W TEMPORARY	15,000	15,000	.00	.00	.00	15,000.00	.0%
04004151 515600 SW OUT OF GRADE CO	1,020	1,020	.00	.00	.00	1,020.00	.0%
04004152 520100 ENERGY- ELECTRICIT	170,000	170,000	49,953.16	7,362.50	.00	120,046.84	29.4%
04004152 520101 ENERGY- HEATING GA	30,000	30,000	458.07	22.73	.00	29,541.93	1.5%
04004153 520200 TELEPHONE	2,500	2,500	1,012.32	242.59	959.07	528.61	78.9%
04004153 520500 REPAIR & MAINT-EQU	42,250	42,250	5,620.49	4,812.87	5,070.83	31,558.68	25.3%
04004153 520503 REPAIR & MAINT ELE	45,000	45,000	1,200.00	.00	15,000.00	28,800.00	36.0%
04004153 524000 RENTAL OF EQUIPMEN	7,500	7,500	604.42	228.67	1,073.38	5,822.20	22.4%
04004153 524004 UNIFORM RENTAL	7,500	7,500	2,919.14	1,340.85	4,580.86	.00	100.0%
04004153 525100 LEASING EQUIP. & S	10,000	10,000	1,101.00	619.00	3,027.00	5,872.00	41.3%
04004153 530000 PROFESSIONAL SERVI	50,000	50,000	14,890.14	1,696.05	27,521.47	7,588.39	84.8%
04004153 530058 INSPECTION STICKER	12,000	12,000	.00	.00	2,100.00	9,900.00	17.5%
04004153 530062 TREE REMOVAL SERVI	75,000	75,000	.00	.00	75,000.00	.00	100.0%




FOR 2018 04

4	PUBLIC WORKS	ORIGINAL APPROP	REVISED BUDGET	YTD EXPENDED	MTD EXPENDED	ENCUMBRANCES	AVAILABLE BUDGET	PCT USED
	<a href="#">04004153 530105 TRAINING/EVALUATIO</a>	5,000	5,000	.00	.00	.00	5,000.00	.0%
	<a href="#">04004153 531702 ADVERTISING</a>	3,000	3,000	.00	.00	500.00	2,500.00	16.7%
	<a href="#">04004154 542500 AUTOMOTIVE-TIRES &amp;</a>	90,000	90,003	39,753.76	14,601.09	19,215.53	31,033.79	65.5%
	<a href="#">04004154 542501 GAS &amp; MOTOR OIL</a>	70,000	70,000	38,525.54	2,079.41	14,680.50	16,793.96	76.0%
	<a href="#">04004154 543700 PUBLIC WORKS-SUPPL</a>	12,500	12,500	1,556.26	.00	1,061.69	9,882.05	20.9%
	<a href="#">04004154 544000 ELECTRICAL SUPPLIE</a>	85,000	85,000	13,180.09	1,975.54	27,487.64	44,332.27	47.8%
	<a href="#">04004154 544400 OFFICE SUPPLIES</a>	3,500	3,500	1,742.09	400.27	.00	1,757.91	49.8%
	<a href="#">04004154 589110 OVERFLOW BAGS</a>	30,000	30,000	.00	.00	13,410.80	16,589.20	44.7%
	<a href="#">04004157 570704 TRANSPORATION REIM</a>	3,700	3,700	.00	.00	.00	3,700.00	.0%
	<a href="#">04004157 571300 DPW-VARIOUS SCHL P</a>	118,000	118,000	51,410.59	2,227.03	24,590.55	41,998.86	64.4%
	<a href="#">04004157 573400 MISCELLANEOUS CHAR</a>	5,500	5,500	1,373.86	75.00	.00	4,126.14	25.0%
	<a href="#">04004170 589111 PLOWS &amp; FRAMES</a>	10,000	10,000	.00	.00	.00	10,000.00	.0%
	<a href="#">04004170 589122 REPLACE ALARM SYST</a>	17,500	17,500	2,984.60	2,475.00	735.48	13,779.92	21.3%
	<a href="#">04004170 589165 IRRIGATION EQUIPME</a>	5,000	5,000	.00	.00	.00	5,000.00	.0%
	<a href="#">04007953 520507 REPAIR &amp; MAINT- BU</a>	90,000	90,000	4,647.90	2,298.00	11,613.00	73,739.10	18.1%
	<a href="#">04007954 543100 CUSTODIAL-SUPPLIES</a>	10,000	10,000	7,992.60	.00	100.00	1,907.40	80.9%
	<a href="#">04007954 543400 GRAFFITI SUPPLIES</a>	9,000	9,000	2,105.92	686.90	.00	6,894.08	23.4%
	<a href="#">04007954 543800 BUILDING-SUPPLIES</a>	75,000	75,000	12,379.83	2,074.10	16,429.83	46,190.34	38.4%
	<a href="#">04007975 582500 BUILDING REHAB./RE</a>	80,000	80,000	11,530.00	6,520.00	2,720.00	65,750.00	17.8%
	<a href="#">04008151 511000 SALARIES - PERMANE</a>	435,529	435,529	91,479.97	28,084.54	.00	344,049.03	21.0%
	<a href="#">04008151 513000 SW OVERTIME</a>	7,300	7,300	7,173.25	2,274.30	.00	126.75	98.3%
	<a href="#">04008351 511000 SALARIES - PERMANE</a>	1,257,789	1,257,789	367,314.19	90,810.54	.00	890,474.81	29.2%
	<a href="#">04008351 513000 SW OVERTIME</a>	22,000	22,000	15,295.32	4,248.29	.00	6,704.68	69.5%
	<a href="#">04008551 513000 SNOW OVERTIME</a>	200,000	200,000	.00	.00	.00	200,000.00	.0%
	<a href="#">04008753 529600 SNOW &amp; ICE REMOVAL</a>	775,000	775,000	.00	.00	.00	775,000.00	.0%
	<a href="#">04008757 573400 MISCELLANEOUS CHAR</a>	50,000	50,000	.00	.00	.00	50,000.00	.0%
	<a href="#">04008766 542300 SNOW-ICE SAND &amp; SA</a>	325,000	325,000	.00	.00	.00	325,000.00	.0%
	<a href="#">04008952 520103 ENERGY-STREET LIGH</a>	537,000	537,000	101,121.02	5,568.77	63,228.58	372,650.40	30.6%
	<a href="#">04008953 520513 REPAIR &amp; MAINT-D'T</a>	25,000	25,000	.00	.00	18,147.78	6,852.22	72.6%
	<a href="#">04009175 588503 IMPROV-HIGHWAY-SID</a>	20,000	20,000	19,228.07	5,119.07	493.90	278.03	98.6%
	<a href="#">04009353 521400 HAZARDOUS WASTE CO</a>	17,500	17,500	1,650.34	135.87	10,441.33	5,408.33	69.1%
	<a href="#">04009353 521504 TRASH COLLECTION</a>	5,145,000	5,145,000	1,314,493.39	.00	3,830,506.61	.00	100.0%
	<a href="#">04009353 545700 RECYCLING SUPPLIES</a>	10,000	10,000	1,484.00	.00	2,749.00	5,767.00	42.3%
	<a href="#">04009557 571903 INS. PREMIUMS - OT</a>	288,000	290,629	817.00	.00	211,700.00	78,112.00	73.1%
<b>491 CEMETERY</b>								
	<a href="#">04914151 511000 SALARIES - PERMANE</a>	203,890	203,890	47,130.40	11,883.94	.00	156,759.60	23.1%
	<a href="#">04914151 512000 S &amp; W TEMPORARY</a>	18,700	18,700	4,400.00	.00	.00	14,300.00	23.5%
	<a href="#">04914151 513000 OVERTIME</a>	19,080	36,080	19,627.18	3,513.18	.00	16,452.82	54.4%
	<a href="#">04914152 520101 ENERGY- HEATING GA</a>	7,000	7,000	217.56	44.01	.00	6,782.44	3.1%
	<a href="#">04914153 520100 ENERGY- ELECTRICIT</a>	5,000	5,000	1,216.93	.00	.00	3,783.07	24.3%
	<a href="#">04914153 530000 PROFESSIONAL SERVI</a>	163,000	193,323	68,045.24	22,737.90	81,548.40	43,729.36	77.4%



FOR 2018 04


	ORIGINAL APPROP	REVISED BUDGET	YTD EXPENDED	MTD EXPENDED	ENCUMBRANCES	AVAILABLE BUDGET	PCT USED
<a href="#">04914157 573400 MISCELLANEOUS CHAR</a>	900	900	587.42	437.42	62.58	250.00	72.2%
<a href="#">04914170 580301 CEMETERY GEN.IMPRO</a>	3,750	14,220	4,293.69	3,426.88	7,781.75	2,144.46	84.9%
<a href="#">04914170 589188 FENCES</a>	10,000	10,700	700.00	.00	.00	10,000.00	6.5%
<a href="#">04914175 580300 WESTLAWN II-CEM.IM</a>	3,500	3,500	856.79	.00	.00	2,643.21	24.5%
<a href="#">04914254 542700 GROUNDSKEEPING-SUP</a>	3,750	3,750	299.77	48.81	700.23	2,750.00	26.7%
<a href="#">04914254 544400 OFFICE SUPPLIES</a>	1,500	1,500	285.80	.00	712.97	501.23	66.6%
<a href="#">04914254 545100 CEMETERY-FLOWERS</a>	3,000	3,000	.00	.00	.00	3,000.00	.0%
<a href="#">04914254 545300 MISC-SUPPLIES-OTHE</a>	250	250	.00	.00	126.47	123.53	50.6%
TOTAL PUBLIC WORKS	11,254,413	11,315,538	2,489,834.00	268,864.85	4,495,077.23	4,330,626.75	61.7%
TOTAL EXPENSES	11,254,413	11,315,538	2,489,834.00	268,864.85	4,495,077.23	4,330,626.75	
5 HEALTH & HUMAN SERVICES							
510 HEALTH DEPARTMENT							
<a href="#">05104151 511000 SALARIES - PERMANE</a>	2,401,879	2,401,879	606,609.41	167,398.07	.00	1,795,269.59	25.3%
<a href="#">05104151 512000 S &amp; W TEMPORARY</a>	7,800	7,800	1,545.00	195.00	.00	6,255.00	19.8%
<a href="#">05104151 512963 STIPENDS- OTHER</a>	33,850	33,850	.00	.00	.00	33,850.00	.0%
<a href="#">05104151 513000 OVERTIME</a>	1,620	1,620	612.04	91.34	.00	1,007.96	37.8%
<a href="#">05104153 520100 ENERGY-ELECTRICITY</a>	24,000	24,000	2,781.56	689.82	.00	21,218.44	11.6%
<a href="#">05104153 520200 TELEPHONE</a>	2,100	2,100	668.70	122.76	1,431.30	.00	100.0%
<a href="#">05104153 520500 REPAIR &amp; MAINT- EO</a>	3,600	3,600	891.00	.00	500.00	2,209.00	38.6%
<a href="#">05104153 530000 PROFESSIONAL SERVI</a>	15,000	15,000	900.00	500.00	5,100.00	9,000.00	40.0%
<a href="#">05104153 531702 ADVERTISING</a>	1,000	1,000	75.00	.00	.00	925.00	7.5%
<a href="#">05104153 531800 PRINTING &amp; BINDIN</a>	1,500	1,500	.00	.00	.00	1,500.00	.0%
<a href="#">05104154 541000 COMPUTER EQUIPMT/S</a>	500	500	.00	.00	394.90	105.10	79.0%
<a href="#">05104157 570401 DUES &amp; SUBSCRIPTIO</a>	2,200	2,200	46.00	.00	369.00	1,785.00	18.9%
<a href="#">05104157 570702 TRANS REIMBURS.&amp; S</a>	11,000	11,000	600.40	232.68	.00	10,399.60	5.5%
<a href="#">05104170 589161 MISC EQUIPMENT</a>	1,500	1,500	413.28	35.99	608.87	477.85	68.1%
<a href="#">05104170 589166 OFFICE FURNITURE &amp;</a>	750	750	651.34	.00	.00	98.66	86.8%
<a href="#">05104254 544100 HEALTH NURSE SUPPL</a>	12,000	12,000	6,126.84	.00	1,859.06	4,014.10	66.5%
<a href="#">05104254 544400 OFFICE SUPPLIES</a>	1,000	1,000	25.50	.00	433.83	540.67	45.9%
<a href="#">05104254 545300 MISC-SUPPLIES-OTHE</a>	500	500	.00	.00	49.39	450.61	9.9%
541 COUNCIL ON AGING							
<a href="#">05414151 511000 SALARIES - PERMANE</a>	248,291	248,291	81,767.70	20,441.93	.00	166,523.30	32.9%
<a href="#">05414152 520100 ENERGY- ELECTRICIT</a>	44,000	44,000	11,421.72	2,075.76	.00	32,578.28	26.0%
<a href="#">05414152 520101 ENERGY- HEATING GA</a>	14,000	14,000	416.00	125.48	.00	13,584.00	3.0%






FOR 2018 04

	ORIGINAL APPROP	REVISED BUDGET	YTD EXPENDED	MTD EXPENDED	ENCUMBRANCES	AVAILABLE BUDGET	PCT USED
<u>05414153 520500 REPAIR &amp; MAINT OF</u>	2,000	2,000	341.20	341.20	135.00	1,523.80	23.8%
<u>05414153 530017 ELDERLY SERVICE</u>	1,500	1,500	729.80	.00	96.60	673.60	55.1%
<u>05414154 542000 MEALS ON WHEELS-EL</u>	20,000	20,000	18,663.32	.00	.00	1,336.68	93.3%
<u>05414154 542300 GAS &amp; MOTOR OIL-SU</u>	3,500	3,500	756.12	344.43	.00	2,743.88	21.6%
<u>05414154 543000 CLEANING-SUPPLIES</u>	2,000	2,000	764.22	.00	164.20	1,071.58	46.4%
<u>05414154 544400 OFFICE SUPPLIES</u>	1,000	1,000	538.74	.00	.00	461.26	53.9%
<u>05414157 570702 TRANS REIMBUR.&amp; S</u>	250	250	.00	.00	.00	250.00	.0%
<u>05414159 589161 MISC EQUIPMENT</u>	2,000	2,000	1,648.92	.00	.00	351.08	82.4%
<u>05414257 571903 INS. PREMIUMS - OT</u>	21,000	21,000	.00	.00	.00	21,000.00	.0%
<u>543 VETERAN'S</u>							
<u>05434151 511000 SALARIES - PERMANE</u>	154,130	154,130	47,250.09	11,812.52	.00	106,879.91	30.7%
<u>05434153 535900 CELEBRATIONS</u>	7,000	7,000	.00	.00	.00	7,000.00	.0%
<u>05434154 544400 OFFICE SUPPLIES</u>	1,000	1,000	.00	.00	.00	1,000.00	.0%
<u>05434157 570702 TRANS REIMBUR.&amp; S</u>	1,650	1,650	.00	.00	.00	1,650.00	.0%
<u>05434157 573100 VETERANS' SERVICES</u>	640,000	640,000	221,203.04	56,904.27	.00	418,796.96	34.6%
TOTAL HEALTH & HUMAN SERVICES	3,685,120	3,685,120	1,007,446.94	261,311.25	11,142.15	2,666,530.91	27.6%
TOTAL EXPENSES	3,685,120	3,685,120	1,007,446.94	261,311.25	11,142.15	2,666,530.91	
<u>6 CULTURE &amp; RECREATION</u>							
<u>610 LIBRARY</u>							
<u>06104151 511000 SALARIES - PERMANE</u>	1,000,945	1,000,945	279,257.83	69,193.89	.00	721,687.17	27.9%
<u>06104151 512000 SW TEMPORARY</u>	73,749	73,749	20,119.71	5,159.15	.00	53,629.29	27.3%
<u>06104151 514300 SHIFT DIFFERENTIAL</u>	5,272	5,272	1,419.75	440.41	.00	3,852.25	26.9%
<u>06104152 520100 ENERGY- ELECTRICIT</u>	70,000	71,221	19,834.49	.00	.00	51,386.51	27.8%
<u>06104153 520500 REPAIR &amp; MAINT- EQ</u>	6,000	6,000	3,380.27	1,108.89	136.27	2,483.46	58.6%
<u>06104153 525100 LEASING EQUIP. &amp; S</u>	33,000	33,000	18,522.70	138.88	4,350.14	10,127.16	69.3%
<u>06104153 529200 MV-LIBRARY-CONSORT</u>	54,598	54,598	54,598.00	.00	.00	.00	100.0%
<u>06104153 530000 PROFESSIONAL SERVI</u>	28,600	28,600	6,317.34	1,796.40	7,005.96	15,276.70	46.6%
<u>06104154 540400 LIBRARY-AUD/MICRO/</u>	130,841	130,841	52,517.64	6,401.04	22,179.92	56,143.44	57.1%
<u>06104154 544400 OFFICE SUPPLIES</u>	19,000	19,000	5,265.74	2,708.93	1,528.66	12,205.60	35.8%
<u>06104254 543100 CUSTODIAL-SUPPLIES</u>	3,000	3,000	1,198.38	289.82	163.50	1,638.12	45.4%
<u>630 RECREATION</u>							
<u>06304151 511000 SALARIES - PERMANE</u>	219,078	219,078	59,216.81	15,267.80	.00	159,861.19	27.0%




FOR 2018 04

	ORIGINAL APPROP	REVISED BUDGET	YTD EXPENDED	MTD EXPENDED	ENCUMBRANCES	AVAILABLE BUDGET	PCT USED
<u>06304151 512000 S &amp; W TEMPORARY</u>	591,976	591,976	402,622.75	3,327.01	.00	189,353.25	68.0%
<u>06304151 513000 OVERTIME</u>	4,050	4,050	933.49	.00	.00	3,116.51	23.0%
<u>06304153 520609 WINTER RECREATIONA</u>	2,500	2,500	.00	.00	1,260.00	1,240.00	50.4%
<u>06304153 530036 SPECIAL PROGRAMS/P</u>	13,000	13,000	7,513.54	899.54	1,840.06	3,646.40	72.0%
<u>06304153 536900 POSTAGE</u>	85	85	.00	.00	.00	85.00	.0%
<u>06304154 540102 SUMMER PROGRAM SUP</u>	15,000	15,000	2,549.15	1,299.75	.00	12,450.85	17.0%
<u>06304154 544400 OFFICE SUPPLIES</u>	900	900	142.90	142.90	639.89	117.21	87.0%
<u>06304157 570702 TRANS REIMBURS.&amp; S</u>	6,500	6,500	3,548.75	62.59	.00	2,951.25	54.6%
<u>06304157 573400 MISCELLANEOUS CHAR</u>	11,200	13,838	4,535.82	750.00	3,480.87	5,821.31	57.9%
 650 PARKS							
<u>06504151 511000 SALARIES - PERMANE</u>	1,320,448	1,320,448	399,214.99	96,911.28	.00	921,233.01	30.2%
<u>06504151 512000 S &amp; W TEMPORARY</u>	115,000	115,000	51,622.50	870.00	.00	63,377.50	44.9%
<u>06504151 513000 OVERTIME</u>	122,850	122,850	69,535.49	13,250.62	.00	53,314.51	56.6%
<u>06504151 513005 OVERTIME-SPECIAL E</u>	10,000	10,000	.00	.00	.00	10,000.00	.0%
<u>06504151 514300 SW SHIFT DIFFERENT</u>	2,500	2,500	577.96	139.38	.00	1,922.04	23.1%
<u>06504152 520100 ENERGY- ELECTRICIT</u>	137,000	137,000	36,133.65	4,642.03	.00	100,866.35	26.4%
<u>06504152 520101 ENERGY- HEATING GA</u>	36,000	36,000	676.04	220.90	.00	35,323.96	1.9%
<u>06504153 520200 TELEPHONE</u>	2,000	2,000	244.47	43.92	755.53	1,000.00	50.0%
<u>06504153 520500 REPAIR &amp; MAINT-EQU</u>	58,000	59,439	22,062.87	7,423.57	16,550.79	20,825.11	65.0%
<u>06504153 520602 GATEWAY CITIES PRO</u>	4,000	4,000	.00	.00	.00	4,000.00	.0%
<u>06504153 520611 POOL MAINTENANCE</u>	7,500	7,500	2,613.95	28.95	2,136.05	2,750.00	63.3%
<u>06504153 530000 PROFESSIONAL SERVI</u>	35,000	35,602	6,427.41	1,239.40	22,290.63	6,883.96	80.7%
<u>06504153 530105 TRAINING/EVALUATIO</u>	500	500	.00	.00	.00	500.00	.0%
<u>06504153 531002 BOTANICAL GARDENS</u>	5,000	5,000	.00	.00	.00	5,000.00	.0%
<u>06504153 531702 ADVERTISING</u>	750	750	.00	.00	.00	750.00	.0%
<u>06504154 540103 PARK SUPPLIES-OTHE</u>	35,000	35,828	12,241.84	1,206.25	3,521.06	20,065.12	44.0%
<u>06504154 542300 GAS &amp; MOTOR OIL-SU</u>	30,000	30,000	8,250.56	3,663.09	.00	21,749.44	27.5%
<u>06504154 544400 OFFICE SUPPLIES</u>	1,000	1,000	69.95	.00	.00	930.05	7.0%
<u>06504154 545300 MISC-SUPPLIES-OTHE</u>	9,750	9,874	167.00	.00	605.00	9,102.00	7.8%
<u>06504157 570702 TRANS REIMBURS.&amp; S</u>	1,000	1,000	199.99	.00	.00	800.01	20.0%
<u>06504157 573200 LICENSES</u>	9,750	9,750	660.00	150.00	690.00	8,400.00	13.8%
<u>06504170 589161 MISC EQUIPMENT</u>	9,620	9,620	.00	.00	2,882.00	6,738.00	30.0%
<u>06504170 589188 FENCES</u>	22,250	31,616	10,131.25	765.50	1,700.00	19,784.50	37.4%
<u>06504170 589193 TRIMMER, MOWERS</u>	1,500	1,500	.00	.00	.00	1,500.00	.0%
<u>06504170 589218 COMMUNICATION EQUI</u>	1,450	1,450	.00	.00	.00	1,450.00	.0%
<u>06504175 580306 FIELD MAINT/OTHER</u>	9,730	10,080	350.00	.00	.00	9,730.00	3.5%
<u>06504175 580307 VARNUM PARK- IMPRO</u>	3,500	3,500	.00	.00	.00	3,500.00	.0%
<u>06504175 589223 PARKS-POOL RENOVAT</u>	7,500	7,500	.00	.00	975.00	6,525.00	13.0%
<u>06504254 541000 COMPUTER EQUIPMT/S</u>	2,500	2,500	2,220.00	.00	.00	280.00	88.8%
<u>06504275 588400 IMPROV-PARKS &amp; PLA</u>	115,000	115,980	80,431.07	4,095.41	22,478.98	13,069.95	88.7%
<u>06504275 588400 DISPO IMPROV-PARKS</u>	3,500	3,500	1,890.00	.00	1,610.00	.00	100.0%



FOR 2018 04

	ORIGINAL APPROP	REVISED BUDGET	YTD EXPENDED	MTD EXPENDED	ENCUMBRANCES	AVAILABLE BUDGET	PCT USED
<u>06504275 588400 FEROS IMPROV-PARKS</u>	7,500	7,500	3,750.00	.00	.00	3,750.00	50.0%
<u>06504275 588400 FLAGS IMPROV-PARKS</u>	2,500	2,500	.00	.00	1,650.00	850.00	66.0%
<u>06504275 588400 PHYTS IMPROV-PARKS</u>	3,500	3,500	165.00	.00	1,835.00	1,500.00	57.1%
<u>06504275 588400 TTME IMPROV-PARKS &amp;</u>	4,000	4,000	2,755.25	1,992.35	1,244.75	.00	100.0%
<u>06504275 588400 WEEDS IMPROV-PARKS</u>	5,500	5,500	2,765.00	.00	.00	2,735.00	50.3%
<u>06504354 543800 BUILDING-SUPPLIES</u>	4,000	4,000	.00	.00	500.00	3,500.00	12.5%
TOTAL CULTURE & RECREATION	4,435,892	4,453,440	1,658,651.30	245,629.65	124,010.06	2,670,778.18	40.0%
TOTAL EXPENSES	4,435,892	4,453,440	1,658,651.30	245,629.65	124,010.06	2,670,778.18	
<b>7 DEBT SERVICES</b>							
<b>710 PRINCIPAL ON MATURING DEBT</b>							
<u>07109795 530000 PROFESSIONAL SERVI</u>	269,500	269,500	.00	.00	.00	269,500.00	.0%
<u>07109795 597000 INT ON GEN LONG TE</u>	5,893,500	5,893,500	1,347,550.65	.00	.00	4,545,949.35	22.9%
<u>07109795 597200 INT ON TEMPORARY L</u>	57,253	57,253	12,617.35	.00	.00	44,635.65	22.0%
<u>07109795 597300 DEBT PRINCIPAL- GE</u>	2,461,614	2,461,614	5,300,957.60	.00	.00	-2,839,343.60	215.3%*
<u>07109795 597350 Refdgd Escrow Contr</u>	200,000	200,000	.00	.00	.00	200,000.00	.0%
TOTAL DEBT SERVICES	8,881,867	8,881,867	6,661,125.60	.00	.00	2,220,741.40	75.0%
TOTAL EXPENSES	8,881,867	8,881,867	6,661,125.60	.00	.00	2,220,741.40	
<b>8 STATE ASSESSMENTS</b>							
<b>800 INTERGOVERNMENTAL</b>							
<u>08009704 563001 CHARTER SCHOOL</u>	22,336,638	22,336,638	5,669,474.00	.00	.00	16,667,164.00	25.4%
<u>08009704 563002 SCHOOL CHOICE</u>	861,405	861,405	222,026.00	.00	.00	639,379.00	25.8%
<u>08009704 563003 ESSEX COUNTY TECH</u>	92,000	92,000	.00	.00	.00	92,000.00	.0%
<u>08009704 564000 AIR POLLUTION CONT</u>	25,540	25,540	6,387.00	.00	.00	19,153.00	25.0%
<u>08009704 564001 REGIONL TRANSIT AU</u>	994,016	994,016	248,505.00	.00	.00	745,511.00	25.0%
<u>08009704 564004 SPECIAL EDUCATION</u>	69,907	69,907	.00	.00	.00	69,907.00	.0%
<u>08009704 564005 NON RENEWAL-EXCISE</u>	313,660	313,660	78,417.00	.00	.00	235,243.00	25.0%
<u>08009704 564006 MOSQUITO CONTROL D</u>	72,080	72,080	18,126.00	.00	.00	53,954.00	25.1%
TOTAL STATE ASSESSMENTS	24,765,246	24,765,246	6,242,935.00	.00	.00	18,522,311.00	25.2%
TOTAL EXPENSES	24,765,246	24,765,246	6,242,935.00	.00	.00	18,522,311.00	
<b>9 MISCELLANEOUS</b>							



FOR 2018 04

9	MISCELLANEOUS	ORIGINAL APPROP	REVISED BUDGET	YTD EXPENDED	MTD EXPENDED	ENCUMBRANCES	AVAILABLE BUDGET	PCT USED
910 RETIREMENT								
	<a href="#">09109716 521800 RETIRE-PENSION (SC</a>	6,573,692	6,573,692	6,573,692.00	.00	.00	.00	100.0%
	<a href="#">09109716 560800 RET-PENSION (CITY)</a>	17,813,053	17,813,053	17,777,755.10	-35,297.90	.00	35,297.90	99.8%
	<a href="#">09109716 572600 NON-CONTRIB-PENSI</a>	60,000	60,000	9,620.88	2,744.52	.00	50,379.12	16.0%
912 WORKER'S COMPENSATION								
	<a href="#">09129711 516900 WORKMENS COMP- SCH</a>	450,000	450,000	122,280.40	21,597.38	.00	327,719.60	27.2%
	<a href="#">09129711 517100 WRKMEN-COMP-CITY(E</a>	200,000	200,000	87,574.28	-194.04	.00	112,425.72	43.8%
913 UNEMPLOYMENT INSURANCE								
	<a href="#">09139710 517200 UNEMPLOYMENT COMP-</a>	125,000	125,000	9,998.77	7,994.77	.00	115,001.23	8.0%
	<a href="#">09139710 517201 UEMPLOYMENT COMP-</a>	275,000	275,000	28,486.19	6,516.00	.00	246,513.81	10.4%
914 HEALTH INSURANCE								
	<a href="#">09149713 563600 HEALTH INSURANCE</a>	23,050,000	23,050,000	5,991,651.43	1,841,012.11	.00	17,058,348.57	26.0%
916 MEDICARE								
	<a href="#">09139714 572000 MEDICARE- HEALTH</a>	2,710,932	2,710,932	635,940.67	218,388.03	.00	2,074,991.33	23.5%
	TOTAL MISCELLANEOUS	51,257,677	51,257,677	31,236,999.72	2,062,760.87	.00	20,020,677.28	60.9%
	TOTAL EXPENSES	51,257,677	51,257,677	31,236,999.72	2,062,760.87	.00	20,020,677.28	
	GRAND TOTAL	343,847,688	343,666,470	102,137,813.03	21,249,465.97	19,469,497.17	222,059,159.63	35.4%

\*\* END OF REPORT - Generated by Bryan Perry \*\*



REPORT OPTIONS

Sequence 1	Field # 2	Total Y	Page Break N	Year/Period: 2018/ 4
Sequence 2	3	N	N	Print revenue as credit: Y
Sequence 3	0	N	N	Print totals only: N
Sequence 4	0	N	N	Suppress zero bal accts: Y
				Print full GL account: N
				Double space: N
				Roll projects to object: N

Report title:  
 FY18 YTD BUDGET REPORT

Print Full or Short description: F  
 Print MTD Version: Y  
 Print Revenues-Version headings: N  
 Format type: 1  
 Print revenue budgets as zero: N  
 Include Fund Balance: N  
 Include requisition amount: N  
 Multiyear view: F

Carry forward code: 1  
 Print journal detail: N  
 From Yr/Per: 2016/ 9  
 To Yr/Per: 2016/ 9  
 Include budget entries: Y  
 Incl encumb/liq entries: Y  
 Sort by JE # or PO #: J  
 Detail format option: 1

Find Criteria

Field Name	Field Value
Fund	0010
FUNCTION	
DEPARTMENT	
AP/UM/OET	
DOE/PROGS	
FY/GRADE	
LEVEL	
CATEGORY	
Character Code	
Org	
Object	5*
Project	
Account type	
Account status	
Rollup Code	

