



**Bryan Perry**  
*City Auditor*

To: Mayor Samaras  
And Members of City Council

From: Bryan Perry, City Auditor

Date: January 2, 2018

Re: December Year to Date Budget Report

---

Attached please find a copy of the Budget Report as of December 31, 2017.

Please let me know if you would like to discuss this report.


Thank you,

Bryan Perry, CPA  
City Auditor

Cc: Kevin J. Murphy, City Manager  
Conor Baldwin, CFO

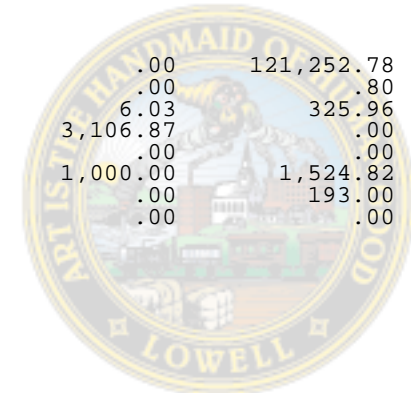
FOR 2018 06

	ORIGINAL APPROP	REVISED BUDGET	YTD EXPENDED	MTD EXPENDED	ENCUMBRANCES	AVAILABLE BUDGET	PCT USED
1 GENERAL GOVERNMENT							
111 CITY COUNCIL							
<a href="#">01114151 511000 SALARIES - PERMANE</a>	185,500	185,500	67,788.25	10,846.12	.00	117,711.75	36.5%
<a href="#">01114153 531702 ADVERTISING</a>	7,500	7,500	1,878.96	514.80	5,621.04	.00	100.0%
121 MAYOR							
<a href="#">01214151 511000 SALARIES - PERMANE</a>	51,428	51,428	22,476.25	3,596.20	.00	28,951.75	43.7%
<a href="#">01214153 536700 MAYOR'S PORTRAIT</a>	0	2,553	.00	.00	2,553.00	.00	100.0%
<a href="#">01214154 544400 OFFICE SUPPLIES</a>	1,900	2,934	472.15	472.15	1,763.00	698.85	76.2%
<a href="#">01214157 570702 TRANS REIMBURS.&amp; S</a>	10,000	10,000	.00	.00	.00	10,000.00	.0%
<a href="#">01214157 573404 OFFICE OPERATIONS</a>	2,000	2,000	.00	.00	.00	2,000.00	.0%
123 CITY MANAGER							
<a href="#">01234151 511000 SALARIES - PERMANE</a>	455,190	455,190	215,929.68	36,524.78	.00	239,260.32	47.4%
<a href="#">01234151 514900 SW SICK LEAVE INCE</a>	1,400,000	1,400,000	46,068.75	9,904.54	.00	1,353,931.25	3.3%
<a href="#">01234153 520100 SCHOOL-ELECTRICITY</a>	2,400,000	2,400,000	1,029,294.13	224,317.34	.00	1,370,705.87	42.9%
<a href="#">01234153 520101 SCHOOL-HEATING/GAS</a>	1,150,000	1,150,000	122,247.86	93,582.32	.00	1,027,752.14	10.6%
<a href="#">01234153 520500 REPAIR &amp; MAINT-EQU</a>	500	500	.00	.00	.00	500.00	.0%
<a href="#">01234153 525100 LEASING EQUIP. &amp; S</a>	1,600	0	.00	.00	.00	.00	.0%
<a href="#">01234153 525700 MEDICAD REIMB.EXPE</a>	50,000	50,000	5,422.40	.00	44,577.60	.00	100.0%
<a href="#">01234153 530000 PROFESSIONAL SERVI</a>	30,000	113,600	80,406.74	13,500.00	30,798.10	2,395.16	97.9%
<a href="#">01234153 531702 ADVERTISING</a>	2,000	0	.00	.00	.00	.00	.0%
<a href="#">01234154 544400 OFFICE SUPPLIES</a>	5,000	5,000	2,531.89	349.31	.00	2,468.11	50.6%
<a href="#">01234157 570400 MASS MUNICIPAL ASS</a>	16,000	16,000	15,413.00	.00	.00	587.00	96.3%
<a href="#">01234157 570701 IN-STA TRAVEL REIM</a>	1,000	1,000	194.43	30.00	.00	805.57	19.4%
<a href="#">01234157 570702 TRANS REIMBURS.&amp; S</a>	500	500	.00	.00	.00	500.00	.0%
<a href="#">01234157 570703 CONFERENCES/SEMINA</a>	5,000	0	.00	.00	.00	.00	.0%
<a href="#">01234160 572300 OUT OF STATE TRAVE</a>	5,000	0	.00	.00	.00	.00	.0%
<a href="#">01234170 589166 OFFICE FURNITURE &amp;</a>	500	500	.00	.00	.00	500.00	.0%
<a href="#">01237056 561700 CONTINGENCY</a>	400,000	200,000	.00	.00	.00	200,000.00	.0%
<a href="#">01237754 540900 DATA PROC-EQUIP &amp;</a>	400	400	.00	.00	.00	400.00	.0%
<a href="#">01237757 570401 DUES &amp; SUBSCRIPTIO</a>	2,000	2,000	1,475.00	.00	.00	525.00	73.8%
<a href="#">01237951 511000 SALARIES - PERMANE</a>	118,145	108,145	87,695.55	12,568.26	.00	20,449.45	81.1%
<a href="#">01237951 515005 STIPEND</a>	0	10,000	1,453.14	1,453.14	.00	8,546.86	14.5%
<a href="#">01237953 525002 LEGAL &amp; FILING FEE</a>	1,800	1,800	.00	.00	.00	1,800.00	.0%




FOR 2018 06

	ORIGINAL APPROP	REVISED BUDGET	YTD EXPENDED	MTD EXPENDED	ENCUMBRANCES	AVAILABLE BUDGET	PCT USED
<u>01237953 530002 CONTRACTED SERVICE</u>	149,350	149,350	63,572.29	11,967.27	85,777.71	.00	100.0%
<u>01237954 545300 MISC-SUPPLIES-OTHE</u>	500	500	.00	.00	.00	500.00	.0%
<u>01237957 570401 DUES &amp; SUBSCRIPTIO</u>	100	100	.00	.00	.00	100.00	.0%
<u>01237975 588200 EQUIPMENT - OTHER</u>	50,000	50,000	15,000.00	.00	.00	35,000.00	30.0%
<u>01237991 598200 TRANSFER TO SCHOOL</u>	0	6,954	6,954.48	.00	.00	.00	100.0%
<u>01238153 525004 PROF AUDITORIUM MA</u>	190,000	190,000	72,069.05	7,420.60	115,337.39	2,593.56	98.6%
<u>01238153 530210 MERRIMACK REPERTOR</u>	25,000	25,000	12,500.00	.00	12,500.00	.00	100.0%
<u>01238153 531700 MARKETING</u>	200,000	200,150	82,372.30	19,841.03	37,517.98	80,259.72	59.9%
<u>01238153 535903 LOWELL FESTIVAL</u>	80,000	80,000	78,668.10	7,703.00	.00	1,331.90	98.3%
<hr/> 124 CULTURAL AFFAIRS/SPEC EVENTS							
<u>01244151 511000 SW SALARIES PERMAN</u>	183,718	183,718	87,725.80	14,036.13	.00	95,992.20	47.8%
<hr/> 133 FINANCE DEPT							
<u>01334151 511000 SW SALARIES PERMAN</u>	255,642	255,642	116,526.46	15,778.11	.00	139,115.54	45.6%
<u>01334151 512000 SW TEMPORARY</u>	65,000	65,000	29,301.08	5,066.40	.00	35,698.92	45.1%
<u>01334154 544400 OFFICE SUPPLIES</u>	200	200	.00	.00	.00	200.00	.0%
<hr/> 135 CITY AUDITING							
<u>01354151 511000 SALARIES - PERMANE</u>	471,662	471,662	225,636.73	36,101.86	.00	246,025.27	47.8%
<u>01354153 525005 INDEPENDENT AUDIT</u>	50,000	50,000	.00	.00	.00	50,000.00	.0%
<u>01354153 525100 LEASING EQUIP. &amp; S</u>	1,800	1,800	.00	.00	1,692.00	108.00	94.0%
<u>01354154 541700 FORMS &amp; SUPPLIES</u>	5,000	5,000	1,708.48	931.00	332.32	2,959.20	40.8%
<u>01354157 570500 LICENSE &amp; FEES</u>	200	200	90.00	.00	.00	110.00	45.0%
<u>01354157 570701 IN-STA TRAVEL REIM</u>	1,500	1,500	106.68	42.91	.00	1,393.32	7.1%
<u>01354257 571904 INS. PREMIUMS - BO</u>	100	100	.00	.00	.00	100.00	.0%
<hr/> 138 PURCHASING							
<u>01384151 511000 SALARIES - PERMANE</u>	229,139	229,139	107,886.22	17,261.80	.00	121,252.78	47.1%
<u>01384151 514800 SW LONGEVITY</u>	306	306	305.20	305.20	.00	.80	99.7%
<u>01384153 520500 REPAIR &amp; MAINT-EQU</u>	500	500	168.01	6.39	6.03	325.96	34.8%
<u>01384153 531702 ADVERTISING</u>	12,000	12,000	8,893.13	881.60	3,106.87	.00	100.0%
<u>01384153 531800 PRINTING &amp; BINDIN</u>	150	150	150.00	.00	.00	.00	100.0%
<u>01384154 544400 OFFICE SUPPLIES</u>	2,000	3,000	475.18	.00	1,000.00	1,524.82	49.2%
<u>01384157 570401 DUES &amp; SUBSCRIPTIO</u>	1,000	1,000	807.00	.00	.00	193.00	80.7%
<u>01384157 570702 TRANS REIMBURS.&amp; S</u>	500	500	500.00	.00	.00	.00	100.0%




FOR 2018 06

	ORIGINAL APPROP	REVISED BUDGET	YTD EXPENDED	MTD EXPENDED	ENCUMBRANCES	AVAILABLE BUDGET	PCT USED
<b>141 ASSESSORS</b>							
<a href="#">01414151 511000 SALARIES - PERMANE</a>	492,655	492,655	231,020.33	34,898.62	.00	261,634.67	46.9%
<a href="#">01414151 514800 S &amp; W LONGEVITY</a>	360	360	.00	.00	.00	360.00	.0%
<a href="#">01414153 520500 REPAIR &amp; MAINT-EQU</a>	1,300	1,300	599.00	361.00	.00	701.00	46.1%
<a href="#">01414153 530010 APPRAISALS</a>	15,000	15,000	3,050.00	1,050.00	3,000.00	8,950.00	40.3%
<a href="#">01414153 530022 PROF SERVICE-REVAL</a>	25,000	25,000	.00	.00	.00	25,000.00	.0%
<a href="#">01414153 531702 ADVERTISING</a>	1,250	1,250	.00	.00	1,200.00	50.00	96.0%
<a href="#">01414153 531800 PRINTING &amp; BINDIN</a>	1,500	1,500	405.38	.00	433.10	661.52	55.9%
<a href="#">01414154 540900 DATA PROC-EQUIP &amp;</a>	1,000	1,000	104.97	104.97	22.40	872.63	12.7%
<a href="#">01414154 544400 OFFICE SUPPLIES</a>	1,500	1,500	844.97	60.36	.00	655.03	56.3%
<a href="#">01414157 531904 TUITION REIMBURSEM</a>	1,000	1,000	.00	.00	135.00	865.00	13.5%
<a href="#">01414157 570401 DUES &amp; SUBSCRIPTIO</a>	2,000	2,000	504.00	277.00	250.00	1,246.00	37.7%
<a href="#">01414157 570702 TRANS REIMBURS.&amp; S</a>	13,400	13,400	5,120.61	793.26	.00	8,279.39	38.2%
<a href="#">01414157 573400 MISCELLANEOUS CHAR</a>	750	750	405.06	139.99	.00	344.94	54.0%
<a href="#">01414170 589166 OFFICE FURNITURE &amp;</a>	750	750	263.43	.00	94.33	392.24	47.7%
<a href="#">01414253 520704 DATA PROCESSING-SP</a>	1,200	1,200	.00	.00	215.25	984.75	17.9%
<a href="#">01414253 525100 LEASING EQUIP. &amp; S</a>	900	900	.00	.00	.00	900.00	.0%
<b>145 TREASURER</b>							
<a href="#">01454151 511000 SALARIES - PERMANE</a>	587,397	587,397	259,969.06	43,775.86	.00	327,427.94	44.3%
<a href="#">01454153 520500 REPAIR &amp; MAINT-EQU</a>	1,500	1,500	1,203.00	.00	.00	297.00	80.2%
<a href="#">01454153 530000 PROFESSIONAL SERVI</a>	31,000	31,648	14,272.90	2,862.26	511.50	16,863.60	46.7%
<a href="#">01454153 530028 BOND COUNSEL-BANKI</a>	28,000	28,107	11,202.58	1,704.66	6,913.33	9,990.73	64.5%
<a href="#">01454153 536900 POSTAGE</a>	210,000	210,000	93,053.98	4,901.88	1,535.07	115,410.95	45.0%
<a href="#">01454154 544400 OFFICE SUPPLIES</a>	5,000	5,000	2,101.00	1,437.50	33.75	2,865.25	42.7%
<a href="#">01454157 570401 DUES &amp; SUBSCRIPTIO</a>	600	600	450.00	.00	.00	150.00	75.0%
<a href="#">01454157 570704 TRANSPORATION REIM</a>	3,000	3,000	630.73	.00	.00	2,369.27	21.0%
<a href="#">01454157 573400 TAX TITLE FEES</a>	60,000	60,000	-1,328.33	13,721.67	10,501.98	50,826.35	15.3%
<a href="#">01454256 561300 NO. MIDDLESEX AREA</a>	35,000	35,000	32,063.55	.00	.00	2,936.45	91.6%
<a href="#">01457753 525100 LEASING EQUIP. &amp; S</a>	7,500	7,500	2,108.94	1,054.47	.00	5,391.06	28.1%
<a href="#">01458156 561500 GR LOWELL REG VOC</a>	8,573,123	8,573,123	5,143,874.00	.00	.00	3,429,249.00	60.0%
<a href="#">01459657 571904 INS. PREMIUMS - BO</a>	4,000	4,000	3,660.98	.00	138.52	200.50	95.0%
<a href="#">01459871 598010 OVERLAY TRANSFER</a>	1,100,000	1,100,000	.00	.00	.00	1,100,000.00	.0%
<b>151 LAW DEPARTMENT</b>							
<a href="#">01514151 511000 SW SALARIES PERMAN</a>	978,819	978,819	454,783.14	75,928.84	.00	524,035.86	46.5%
<a href="#">01514151 512000 SW TEMPORARY</a>	17,000	17,000	7,122.55	1,269.20	.00	9,877.45	41.9%




FOR 2018 06

	ORIGINAL APPROP	REVISED BUDGET	YTD EXPENDED	MTD EXPENDED	ENCUMBRANCES	AVAILABLE BUDGET	PCT USED
<a href="#">01514151 514800 S &amp; W LONGEVITY</a>	550	550	.00	.00	.00	550.00	.0%
<a href="#">01514153 520500 REPAIR &amp; MAINT-EQU</a>	4,000	4,000	1,807.47	516.42	1,291.05	901.48	77.5%
<a href="#">01514153 525002 LEGAL &amp; FILING FEE</a>	6,000	6,000	130.80	.00	.00	5,869.20	2.2%
<a href="#">01514153 525003 LEGAL RESEARCH</a>	2,000	2,000	48.50	.00	.00	1,951.50	2.4%
<a href="#">01514153 528300 ACQUISITION OF PROP</a>	0	70,300	70,300.00	.00	.00	.00	100.0%
<a href="#">01514153 530000 PROFESSIONAL SERVI</a>	160,000	160,000	55,371.14	115,604.95	59,124.07	45,504.79	71.6%
<a href="#">01514153 531800 PRINTING &amp; BINDIN</a>	1,000	1,000	.00	.00	.00	1,000.00	.0%
<a href="#">01514154 541602 RESEARCH MHS</a>	35,000	35,000	18,701.75	1,778.00	14,849.25	1,449.00	95.9%
<a href="#">01514154 544400 OFFICE SUPPLIES</a>	2,000	2,000	949.34	.00	105.12	945.54	52.7%
<a href="#">01514157 570401 DUES &amp; SUBSCRIPTIO</a>	3,500	3,500	624.00	86.00	980.00	1,896.00	45.8%
<a href="#">01514157 570702 TRANS REIMBURS.&amp; S</a>	10,000	10,000	3,650.57	456.36	.00	6,349.43	36.5%
<a href="#">01514163 576001 COURT JUDGEMENTS</a>	175,000	175,000	55,825.45	.00	.00	119,174.55	31.9%
<a href="#">01514170 589166 OFFICE FURNITURE &amp;</a>	1,000	1,200	655.75	.00	539.70	4.55	99.6%
<a href="#">01514257 571903 INS. PREMIUMS - OT</a>	200	200	100.00	100.00	.00	100.00	50.0%
<a href="#">01514357 570102 COMP HARDWARE-SOFT</a>	1,000	800	.00	.00	.00	800.00	.0%
<a href="#">01514757 573000 CLAIMS (LAW) GENER</a>	250,000	179,700	15,194.08	4,991.01	.00	164,505.92	8.5%
<a href="#">01514857 573001 CLAIMS POL/FIRE-AC</a>	250,000	250,000	218,516.17	46,796.59	.00	31,483.83	87.4%
<a href="#">01517057 573002 POL/FIRE-RETIRED C</a>	100,000	100,000	91,775.86	27,341.08	.00	8,224.14	91.8%
<b>152 HUMAN RELATIONS (HRMS)</b>							
<a href="#">01524151 511000 SALARIES - PERMANE</a>	286,825	286,825	132,992.72	21,278.84	.00	153,832.28	46.4%
<a href="#">01524151 512000 S &amp; W TEMPORARY</a>	6,000	6,000	.00	.00	.00	6,000.00	.0%
<a href="#">01524151 514800 S &amp; W LONGEVITY</a>	147	147	.00	.00	.00	147.00	.0%
<a href="#">01524153 520607 DRUG PROGRAM</a>	1,800	1,800	.00	.00	.00	1,800.00	.0%
<a href="#">01524153 525200 ECONOMIC/PROF DEVE</a>	2,500	2,500	794.00	.00	.00	1,706.00	31.8%
<a href="#">01524153 530000 PROFESSIONAL SERVI</a>	7,000	7,000	1,096.74	.00	500.00	5,403.26	22.8%
<a href="#">01524153 530103 PRE-EMPLOYMENT PHY</a>	8,000	8,000	7,297.00	2,225.00	.00	703.00	91.2%
<a href="#">01524153 531702 ADVERTISING</a>	3,000	3,000	105.00	.00	.00	2,895.00	3.5%
<a href="#">01524153 531800 PRINTING &amp; BINDIN</a>	2,000	2,000	.00	.00	.00	2,000.00	.0%
<a href="#">01524154 544400 OFFICE SUPPLIES</a>	1,000	1,000	789.55	.00	13.00	197.45	80.3%
<a href="#">01524157 570401 DUES &amp; SUBSCRIPTIO</a>	450	450	450.00	.00	.00	.00	100.0%
<a href="#">01524157 570702 TRANS REIMBURS.&amp; S</a>	250	250	.00	.00	.00	250.00	.0%
<a href="#">01524157 573400 MISCELLANEOUS CHAR</a>	350	350	.00	.00	.00	350.00	.0%
<b>155 M.I.S. DEPARTMENT</b>							
<a href="#">01554151 511000 SALARIES - PERMANE</a>	657,918	657,918	307,702.77	49,480.44	.00	350,215.23	46.8%
<a href="#">01554151 513000 SW OVERTIME</a>	6,885	6,885	2,874.75	398.67	.00	4,010.25	41.8%
<a href="#">01554153 520500 REPAIR &amp; MAINT-EQU</a>	69,000	69,000	37,453.29	4,358.30	26,149.80	5,396.91	92.2%
<a href="#">01554153 520704 DATA PROCESSING-SP</a>	9,000	9,000	2,053.57	.00	.01	6,946.42	22.8%
<a href="#">01554153 525100 LEASING EQUIP. &amp; S</a>	383,125	383,125	49,532.76	8,775.95	73,903.81	259,688.43	32.2%



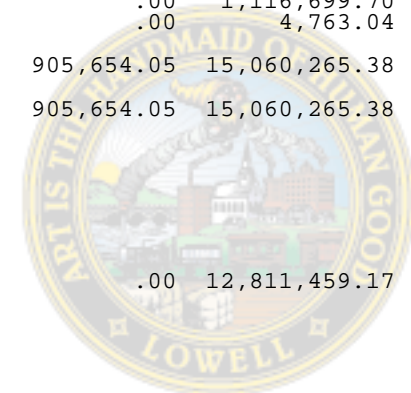
FOR 2018 06

	ORIGINAL APPROP	REVISED BUDGET	YTD EXPENDED	MTD EXPENDED	ENCUMBRANCES	AVAILABLE BUDGET	PCT USED
<u>01554153 530000 PROFESSIONAL SERVI</u>	30,000	38,350	14,300.81	373.38	9,466.47	14,582.72	62.0%
<u>01554153 530108 EMPLOYEE TRAINING</u>	11,000	11,000	4,854.59	4,518.90	.00	6,145.41	44.1%
<u>01554154 540900 DATA PROC-EQUIP &amp;</u>	36,500	36,500	11,277.87	702.02	21,797.53	3,424.60	90.6%
<u>01554154 541000 COMPUTER EQUIPMT/S</u>	105,000	106,005	34,273.65	4,961.42	6,377.03	65,354.56	38.3%
<u>01554154 544400 OFFICE SUPPLIES</u>	2,900	2,900	267.90	.00	1,538.06	1,094.04	62.3%
<u>01554157 570100 SOFTWARE LIC. &amp; SU</u>	660,000	662,500	203,948.70	35,458.55	219,675.77	238,875.53	63.9%
<u>157 MESSENGER'S</u>							
<u>01574152 520100 ENERGY- ELECTRICIT</u>	270,000	270,000	140,542.90	41,592.20	.00	129,457.10	52.1%
<u>01574152 520101 ENERGY-HEATING GAS</u>	114,000	124,000	18,131.57	16,087.97	.00	105,868.43	14.6%
<u>158 TELEPHONE EXCHANGE</u>							
<u>01584153 530000 PROFESSIONAL SERVI</u>	135,000	139,584	52,798.41	3,063.42	68,071.70	18,714.32	86.6%
<u>161 CITY CLERK</u>							
<u>01614151 511000 SALARIES - PERMANE</u>	389,879	389,879	187,238.32	30,036.41	.00	202,640.68	48.0%
<u>01614153 520500 REPAIR &amp; MAINT-EQU</u>	750	750	.00	.00	.00	750.00	.0%
<u>01614153 530000 PROFESSIONAL SERVI</u>	6,000	6,000	.00	.00	900.39	5,099.61	15.0%
<u>01614153 531800 PRINTING &amp; BINDIN</u>	600	600	595.00	.00	.00	5.00	99.2%
<u>01614154 544400 OFFICE SUPPLIES</u>	3,000	3,000	1,571.35	17.99	721.27	707.38	76.4%
<u>01614157 570401 DUES &amp; SUBSCRIPTIO</u>	300	300	100.00	.00	.00	200.00	33.3%
<u>01617754 541000 COMPUTER EQUIPMT/S</u>	5,000	5,195	1,172.34	195.39	1,367.73	2,655.32	48.9%
<u>162 ELECTIONS</u>							
<u>01624151 511000 SALARIES - PERMANE</u>	96,204	84,704	46,252.23	7,400.37	.00	38,451.77	54.6%
<u>01624151 512000 S &amp; W TEMPORARY</u>	83,000	94,500	93,453.84	312.00	.00	1,046.16	98.9%
<u>01624151 513000 OVERTIME</u>	7,000	7,000	6,093.04	452.00	.00	906.96	87.0%
<u>01624153 524003 RENTAL OF HALLS</u>	2,000	2,000	1,525.00	.00	.00	475.00	76.3%
<u>01624153 530000 PROFESSIONAL SERVI</u>	10,000	10,000	4,885.00	1,120.00	3,780.00	1,335.00	86.7%
<u>01624153 531800 PRINTING &amp; BINDIN</u>	25,000	30,415	27,874.50	.00	1,222.00	1,318.50	95.7%
<u>01624153 531802 CENSUS FORMS PRINT</u>	20,000	20,000	.00	.00	.00	20,000.00	.0%
<u>01624153 536900 POSTAGE</u>	15,000	9,585	225.00	.00	.00	9,360.00	2.3%
<u>01624154 540500 VOTING MACHINE SUP</u>	12,000	12,000	7,358.12	.00	173.04	4,468.84	62.8%
<u>01624154 544400 OFFICE SUPPLIES</u>	5,000	5,000	2,524.22	585.55	407.96	2,067.82	58.6%
<u>182 PLANING &amp; DEVELOPMENT</u>							
<u>01824151 511000 SALARIES - PERMANE</u>	2,501,587	1,286,297	618,882.47	100,152.51	.00	667,414.53	48.1%



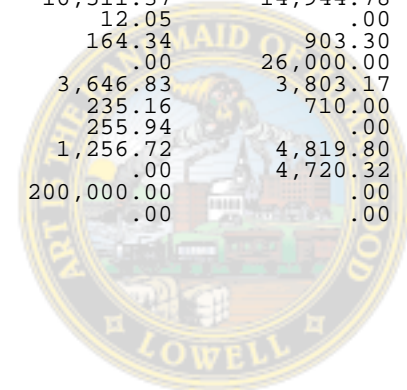
FOR 2018 06

	ORIGINAL APPROP	REVISED BUDGET	YTD EXPENDED	MTD EXPENDED	ENCUMBRANCES	AVAILABLE BUDGET	PCT USED
<u>01824151 513000 SW OVERTIME</u>	11,500	11,500	9,091.73	939.21	.00	2,408.27	79.1%
<u>01824151 514800 S &amp; W LONGEVITY</u>	652	652	.00	.00	.00	652.00	.0%
<u>01824153 520200 TELEPHONE</u>	10,000	10,054	5,707.18	941.83	4,296.05	51.14	99.5%
<u>01824153 520500 REPAIR &amp; MAINT- EO</u>	500	500	55.95	.00	.00	444.05	11.2%
<u>01824153 525100 LEASING EQUIP. &amp; S</u>	4,164	4,164	.00	.00	.00	4,164.00	.0%
<u>01824153 530000 PROFESSIONAL SERVI</u>	50,000	50,000	33,042.48	.00	1,000.00	15,957.52	68.1%
<u>01824153 530015 OTHER SERVICES</u>	3,000	3,000	.00	.00	3,000.00	.00	100.0%
<u>01824153 531702 ADVERTISING</u>	7,500	7,500	649.88	105.00	2,305.12	4,545.00	39.4%
<u>01824153 531800 PRINTING &amp; BINDIN</u>	2,500	2,500	997.25	231.00	.00	1,502.75	39.9%
<u>01824154 544400 OFFICE SUPPLIES</u>	10,000	10,000	7,081.59	39.72	2,227.28	691.13	93.1%
<u>01824154 545500 UNIFORMS &amp; OTHER C</u>	1,000	1,000	.00	.00	.00	1,000.00	.0%
<u>01824157 570401 DUES &amp; SUBSCRIPTIO</u>	2,500	2,500	730.00	390.00	.00	1,770.00	29.2%
<u>01824157 570700 TRANS - MONTHLY AL</u>	58,800	57,050	27,817.42	4,550.00	.00	29,232.58	48.8%
<u>01824157 570702 TRANS REIMBURS. &amp; S</u>	15,000	16,000	4,488.07	1,055.05	.00	11,511.93	28.1%
<u>01824157 570705 BLG/INSP/TRN/EDUC/</u>	5,000	5,000	618.85	.00	.00	4,381.15	12.4%
<u>01824157 571800 EDUCATION REIMBURS</u>	1,200	1,950	.00	.00	.00	1,950.00	.0%
<u>01824157 573400 MISCELLANEOUS CHAR</u>	5,000	5,000	2,915.48	195.01	1,549.32	535.20	89.3%
<u>01824170 528300 ACQUISITION OF PROP</u>	0	120,000	120,000.00	.00	.00	.00	100.0%
<u>01824170 589166 OFFICE FURNITURE &amp;</u>	1,500	1,500	328.00	.00	.00	1,172.00	21.9%
<u>01824175 580304 URBAN RENEWAL</u>	0	7,500	.00	.00	7,430.00	70.00	99.1%
<u>01824175 580308 LOWELL LANDFILL</u>	0	6,200	6,200.00	.00	.00	.00	100.0%
<u>01824175 588508 CAPITAL IMPROVEMEN</u>	3,000	3,000	.00	.00	.00	3,000.00	.0%
<b>220 FIRE</b>							
<u>02204175 582500 BUILDING REHAB./RE</u>	2,000	2,099	197.75	.00	602.25	1,299.33	38.1%
<u>02204253 520507 REAPIR &amp; MAINT-BUI</u>	5,000	5,240	924.00	156.00	2,322.00	1,994.00	61.9%
<u>02204354 543100 CUSTODIAL-SUPPLIES</u>	7,000	7,000	5,862.50	2,393.70	400.00	737.50	89.5%
<b>400 DPW GENERAL</b>							
<u>04007951 511000 SALARIES - PERMANE</u>	1,974,961	1,964,961	848,261.30	137,973.74	.00	1,116,699.70	43.2%
<u>04007951 513000 SW OVERTIME</u>	91,200	101,200	96,436.96	19,310.83	.00	4,763.04	95.3%
TOTAL GENERAL GOVERNMENT	29,746,031	28,573,916	12,607,996.45	1,428,842.58	905,654.05	15,060,265.38	47.3%
TOTAL EXPENSES	29,746,031	28,573,916	12,607,996.45	1,428,842.58	905,654.05	15,060,265.38	
<b>2 PUBLIC SAFETY</b>							
<b>210 POLICE</b>							
<u>02104151 511000 SALARIES - PERMANE</u>	24,224,823	24,224,823	11,413,363.83	1,809,423.63	.00	12,811,459.17	47.1%



FOR 2018 06


2	PUBLIC SAFETY	ORIGINAL APPROP	REVISED BUDGET	YTD EXPENDED	MTD EXPENDED	ENCUMBRANCES	AVAILABLE BUDGET	PCT USED	
02104151	512000	S & W TEMPORARY	15,000	15,000	4,352.79	712.00	.00	10,647.21	29.0%
02104151	512000	PTAP SW TEMPORARY	21,528	0	.00	.00	.00	.00	.0%
02104151	513000	OVERTIME	800,000	800,000	443,886.80	74,795.54	.00	356,113.20	55.5%
02104151	514000	S & W HOLIDAY	430,000	430,000	138,717.02	87.82	.00	291,282.98	32.3%
02104151	514100	SPECIAL EVENTS POL	40,000	40,000	28,498.30	5,722.75	.00	11,501.70	71.2%
02104151	514300	SW SHIFT DIFFERENT	37,000	37,000	19,375.71	3,139.91	.00	17,624.29	52.4%
02104151	514800	S & W LONGEVITY	6,700	6,700	3,490.89	.00	.00	3,209.11	52.1%
02104151	515000	COURT TIME	470,000	470,000	193,889.91	34,972.20	.00	276,110.09	41.3%
02104151	515001	SW POLICE ALLOWANC	15,000	15,000	.00	.00	.00	15,000.00	.0%
02104151	515003	COMP TIME	65,000	65,000	29,402.48	10,892.39	.00	35,597.52	45.2%
02104151	515004	K-9 STIPEND	36,481	36,481	17,538.50	2,806.16	.00	18,942.50	48.1%
02104151	515006	PROF SERV FOR EAP	21,528	21,528	10,235.00	1,656.00	.00	11,293.00	47.5%
02104151	515600	OUT OF GRADE/PHYS	16,000	16,000	5,325.19	1,217.85	.00	10,674.81	33.3%
02104151	515800	Physical Fitness I	82,250	82,250	.00	.00	.00	82,250.00	.0%
02104151	519300	UNIFORM ALLOWANCE	45,856	45,856	10,747.30	.00	10,523.62	24,585.08	46.4%
02104151	519800	UNIFORMS-TRAFFIC S	6,000	6,000	.00	.00	.00	6,000.00	.0%
02104153	520200	TELEPHONE	5,000	5,000	1,852.70	280.53	3,147.30	.00	100.0%
02104153	520500	REPAIR & MAINT- EQ	100,000	100,000	61,439.17	11,055.91	34,449.87	4,110.96	95.9%
02104153	520504	REPAIR & MAINT OF	80,000	80,000	.00	.00	75,000.00	5,000.00	93.8%
02104153	520512	REPAIR & MAINT-COM	200,000	200,000	180,364.00	3,052.00	6,720.40	12,915.60	93.5%
02104153	520515	REPAIR & MAINT-POL	13,000	18,000	9,588.80	2,914.26	3,102.34	5,308.86	70.5%
02104153	521900	HEPATITIS SHOTS	600	600	209.00	209.00	.00	391.00	34.8%
02104153	522300	ANIMAL CONTROL-CHG	9,000	9,000	2,270.58	196.99	2,002.01	4,727.41	47.5%
02104153	522400	K-9 EXPENSES	6,000	6,000	853.18	.00	646.82	4,500.00	25.0%
02104153	522600	POLICE-RENTAL-SUB	58,550	58,550	28,424.70	4,737.45	28,424.70	1,700.60	97.1%
02104153	522800	PAINT / METER DIVI	30,000	30,000	7,579.20	1,056.27	6,288.56	16,132.24	46.2%
02104153	524000	RENTAL OF EQUIPMEN	7,450	9,450	2,278.92	491.77	5,094.81	2,076.27	78.0%
02104153	530020	KENNEL SERVICES	35,000	35,000	10,667.78	1,752.68	19,332.22	5,000.00	85.7%
02104153	530100	PSYCHOLOGICAL EXAM	18,000	18,000	800.00	800.00	17,200.00	.00	100.0%
02104153	530105	TRAINING/EVALUATIO	40,000	96,750	36,526.78	13,645.85	12,035.09	48,188.13	50.2%
02104153	531704	COMMUNICATION-CDMA	50,000	50,000	35,875.30	7,827.54	14,124.70	.00	100.0%
02104154	542100	FOOD SERVICE-SUPPL	9,500	9,500	3,157.50	.00	5,842.50	500.00	94.7%
02104154	542300	GAS & MOTOR OIL-SU	240,000	240,000	108,309.63	33,405.20	14,459.44	117,230.93	51.2%
02104154	543300	GARAGE/AUTO PARTS	80,000	80,000	48,543.85	5,995.53	16,511.37	14,944.78	81.3%
02104154	544400	OFFICE SUPPLIES	5,000	5,000	4,987.95	2,180.90	12.05	.00	100.0%
02104154	545300	MISC-SUPPLIES-OTHE	5,000	5,000	3,932.36	.00	164.34	903.30	81.9%
02104157	530039	POLICE-LEGAL DEFEN	61,750	61,750	35,750.00	.00	.00	26,000.00	57.9%
02104157	570401	DUES & SUBSCRIPTIO	9,000	9,000	1,550.00	.00	3,646.83	3,803.17	57.7%
02104157	570701	IN-STA TRAVEL REIM	2,000	2,000	1,054.84	364.98	235.16	710.00	64.5%
02104157	571400	NO. MIDD LAW ENFOR	5,925	5,925	5,669.06	183.56	255.94	.00	100.0%
02104157	573400	MISCELLANEOUS CHAR	10,000	10,000	3,923.48	454.38	1,256.72	4,819.80	51.8%
02104170	589108	POLICE-DIVE TEAM E	5,000	5,000	279.68	.00	.00	4,720.32	5.6%
02104170	589116	POLICE CARS	200,000	200,000	.00	.00	200,000.00	.00	100.0%
02104170	589117	POLICE PHOTO LAB &	2,500	2,500	2,500.00	960.57	.00	.00	100.0%






FOR 2018 06

2	PUBLIC SAFETY	ORIGINAL APPROP	REVISED BUDGET	YTD EXPENDED	MTD EXPENDED	ENCUMBRANCES	AVAILABLE BUDGET	PCT USED
	<u>02104170 589118 POLICE EQUIPMENT O</u>	35,000	98,800	74,934.11	1,365.41	.00	23,865.89	75.8%
	<u>02104170 589140 PORTABLE RADIOS &amp;</u>	13,600	13,600	2,456.40	2,456.40	11,141.06	2.54	100.0%
	<u>02104170 589166 OFFICE FURNITURE &amp;</u>	5,000	5,000	884.33	.00	802.82	3,312.85	33.7%
	<u>02104257 571903 INS. PREMIUMS - OT</u>	12,000	12,000	.00	.00	.00	12,000.00	.0%
	<u>02104357 570102 COMP HARDWARE-SOFT</u>	92,600	92,600	64,285.34	21,308.36	15,073.26	13,241.40	85.7%
220 FIRE								
	<u>02204151 511000 SALARIES - PERMANE</u>	15,627,435	15,627,435	7,270,187.11	1,155,378.52	.00	8,357,247.89	46.5%
	<u>02204151 511605 APPARATUS DETAIL P</u>	41,200	41,200	13,406.00	2,600.00	.00	27,794.00	32.5%
	<u>02204151 513000 OVERTIME</u>	741,600	741,600	426,785.47	65,998.81	.00	314,814.53	57.5%
	<u>02204151 513007 OVERTIME-PUBLIC ED</u>	15,914	15,914	7,994.01	178.23	.00	7,919.99	50.2%
	<u>02204151 513200 S &amp; W-OVERTIME/HOL</u>	214,830	214,830	89,658.22	.00	.00	125,171.78	41.7%
	<u>02204151 514000 S &amp; W HOLIDAY</u>	1,015,580	1,015,580	398,663.65	.00	.00	616,916.35	39.3%
	<u>02204151 514800 S &amp; W LONGEVITY</u>	9,000	9,000	3,918.14	.00	.00	5,081.86	43.5%
	<u>02204151 515000 COURT TIME</u>	2,200	2,200	402.51	.00	.00	1,797.49	18.3%
	<u>02204151 515600 OUT OF GRADE COMPE</u>	137,387	137,387	63,962.37	9,439.67	.00	73,424.63	46.6%
	<u>02204151 515700 HAZARDOUS MATERIAL</u>	35,000	35,000	591.13	1,006.62	.00	34,408.87	1.7%
	<u>02204151 518500 BUY BACK VACATION</u>	148,526	148,526	128.48	.00	.00	148,397.52	.1%
	<u>02204151 571801 EDUCATION INCENTIV</u>	5,500	5,500	5,030.00	.00	.00	470.00	91.5%
	<u>02204151 572300 OUT OF STATE TRAVE</u>	4,200	4,200	3,140.89	3,140.89	.00	1,059.11	74.8%
	<u>02204152 520100 ENERGY- ELECTRICIT</u>	40,000	40,000	33,440.05	19,310.40	.00	6,559.95	83.6%
	<u>02204152 520101 ENERGY- HEATING GA</u>	62,000	62,000	6,598.57	5,126.42	.00	55,401.43	10.6%
	<u>02204153 520500 REPAIR &amp; MAINT- EQ</u>	10,000	10,000	493.63	348.00	2,500.00	7,006.37	29.9%
	<u>02204153 520504 REPAIR &amp; MAINT OF</u>	125,000	125,647	82,161.69	4,654.71	39,075.82	4,409.82	96.5%
	<u>02204153 521400 HAZARDOUS WASTE CO</u>	6,500	6,500	2,737.50	.00	2,504.00	1,258.50	80.6%
	<u>02204153 523700 LADDER TESTING</u>	5,500	5,500	.00	.00	.00	5,500.00	.0%
	<u>02204153 525006 HEALTH &amp; SAFETY/CO</u>	35,000	35,000	6,989.30	495.38	8,834.68	19,176.02	45.2%
	<u>02204153 530000 PROFESSIONAL SERVI</u>	1,500	1,500	.00	.00	.00	1,500.00	.0%
	<u>02204153 530014 PROF.SVC-EMT/AMBUL</u>	8,000	8,000	.00	.00	.00	8,000.00	.0%
	<u>02204153 530059 CodeRED</u>	10,100	10,100	10,000.00	.00	.00	100.00	99.0%
	<u>02204153 530060 CELLULAR SERV/EMER</u>	6,000	6,000	1,643.50	110.09	959.87	3,396.63	43.4%
	<u>02204153 530072 Alarm Monitoring S</u>	59,650	59,650	31,080.00	5,180.00	25,900.00	2,670.00	95.5%
	<u>02204153 530101 PRE-RETIRE PHYSICA</u>	15,000	15,000	3,998.00	3,998.00	2,980.00	8,022.00	46.5%
	<u>02204153 530105 TRAINING/EVALUATIO</u>	10,000	10,000	1,808.34	1,120.00	4,590.00	3,601.66	64.0%
	<u>02204153 531800 PRINTING &amp; BINDIN</u>	2,300	2,300	586.55	90.91	653.45	1,060.00	53.9%
	<u>02204154 540800 FIREFIGHTER-SUPPLI</u>	15,000	15,353	4,986.98	1,909.11	8,313.71	2,052.18	86.6%
	<u>02204154 540801 LEPC-SUPPLIES/TRAV</u>	12,500	12,500	826.18	183.89	3,712.34	7,961.48	36.3%
	<u>02204154 541000 COMPUTER EQUIPMT/S</u>	12,000	12,000	7,289.12	3,633.53	3,728.15	982.73	91.8%
	<u>02204154 541800 MEDICAL &amp; SURGICAL</u>	32,000	32,000	1,602.99	.00	.00	30,397.01	5.0%
	<u>02204154 542300 GAS &amp; MOTOR OIL-SU</u>	85,000	85,000	39,628.84	10,788.92	41,155.63	4,215.53	95.0%
	<u>02204154 542500 AUTOMOTIVE-TIRES &amp;</u>	10,000	10,021	5,234.32	1,600.00	4,765.68	21.00	99.8%
	<u>02204154 543600 HARDWARE-SUPPLIES</u>	2,000	2,056	260.04	182.19	72.15	1,724.20	16.2%



FOR 2018 06

	ORIGINAL APPROP	REVISED BUDGET	YTD EXPENDED	MTD EXPENDED	ENCUMBRANCES	AVAILABLE BUDGET	PCT USED
<u>02204154 544400 OFFICE SUPPLIES</u>	2,000	2,000	1,313.14	.00	.00	686.86	65.7%
<u>02204157 570401 DUES &amp; SUBSCRIPTIO</u>	6,500	6,500	4,739.36	50.00	920.00	840.64	87.1%
<u>02204157 570701 IN-STA TRAVEL REIM</u>	3,000	3,000	588.89	110.25	.00	2,411.11	19.6%
<u>02204157 571800 EDUCATION REIMBURS</u>	5,000	5,000	.00	.00	.00	5,000.00	.0%
<u>02204170 589107 UPGRADE RADIO SYST</u>	12,500	12,500	944.50	.00	1,055.50	10,500.00	16.0%
<u>02204170 589109 OTHER(SCUBA.ETC) E</u>	7,500	7,500	1,665.00	725.00	1,150.00	4,685.00	37.5%
<u>02204170 589119 SCBA EQUIPMENT(AIR</u>	45,000	45,000	12,682.82	.00	7,936.30	24,380.88	45.8%
<u>02204170 589127 4" HOSE &amp; HARDWARE</u>	10,000	10,000	.00	.00	.00	10,000.00	.0%
<u>02204170 589166 OFFICE FURNITURE &amp;</u>	1,500	1,500	320.45	64.09	384.55	795.00	47.0%
<u>02204170 589179 REPLACE-REPAIR APP</u>	100,000	100,240	13,028.17	10,509.00	78,243.00	8,968.83	91.1%
<u>02204257 571903 INS. PREMIUMS - OT</u>	5,000	5,000	3,766.00	3,766.00	.00	1,234.00	75.3%
<u>240 INSPECTION SERVICE</u>							
<u>02404151 511000 SALARIES - PERMANE</u>	1,207,055	1,215,290	528,739.36	83,931.87	.00	686,550.64	43.5%
TOTAL PUBLIC SAFETY	47,748,118	47,863,693	22,152,793.63	3,457,752.29	746,928.76	24,963,970.20	47.8%
TOTAL EXPENSES	47,748,118	47,863,693	22,152,793.63	3,457,752.29	746,928.76	24,963,970.20	
<u>3 EDUCATION</u>							
<u>001 CARDINAL O'CONNELL SCHOOL</u>							
<u>90110106 512903 Cardinal SPED Teac</u>	61,753	61,753	24,995.27	5,881.24	.00	36,757.73	40.5%
<u>90110112 544400 Cardinal SA - Gene</u>	12,000	12,185	3,722.67	1,387.81	1,559.54	6,902.75	43.4%
<u>90110603 512111 STUDENT BODY ACTIV</u>	100	288	.00	.00	.00	288.00	.0%
<u>90110604 512110 Cardinal Coordinat</u>	99,883	99,883	.00	.00	.00	99,883.00	.0%
<u>90111003 512903 Cardinal Art Teach</u>	51,900	51,900	16,967.02	3,992.24	.00	34,932.98	32.7%
<u>90111504 512903 Cardinal English T</u>	131,928	131,928	.00	.00	.00	131,928.00	.0%
<u>90112004 512903 Cardinal Math Teac</u>	103,305	103,305	41,821.02	11,481.04	.00	61,483.98	40.5%
<u>90112603 512903 Cardinal PhEd Teac</u>	61,753	61,753	20,188.69	4,750.28	.00	41,564.31	32.7%
<u>90112803 512903 Cardinal Music Tea</u>	67,138	67,138	17,329.81	4,311.72	.00	49,808.19	25.8%
<u>90113004 512903 Cardinal Science T</u>	79,374	79,374	25,948.97	6,105.64	.00	53,425.03	32.7%
<u>90113104 512903 Cardinal Social St</u>	54,351	54,351	44,552.24	10,482.88	.00	9,798.76	82.0%
<u>90128103 512135 Cardinal Social Wo</u>	87,535	87,535	35,430.89	8,336.68	.00	52,104.11	40.5%
<u>90137001 530002 Cardinal SA - Prof</u>	3,000	3,000	.00	.00	.00	3,000.00	.0%
<u>90141103 512902 Cardinal School Cl</u>	41,847	41,847	20,118.75	3,219.00	.00	21,728.25	48.1%
<u>90147103 512960 Cardinal Custodian</u>	44,683	44,683	21,882.29	3,437.16	.00	22,800.71	49.0%
<u>002 BAILEY SCHOOL</u>							
<u>90210103 512903 Bailey Elementary</u>	1,141,444	1,141,444	394,803.07	93,816.80	.00	746,640.93	34.6%




FOR 2018 06

	ORIGINAL APPROP	REVISED BUDGET	YTD EXPENDED	MTD EXPENDED	ENCUMBRANCES	AVAILABLE BUDGET	PCT USED
<a href="#">90210103 512958 Bailey Paraprofess</a>	253,954	253,954	102,524.28	24,123.36	.00	151,429.72	40.4%
<a href="#">90210106 512903 Bailey SPED Teache</a>	438,165	438,165	174,039.71	40,950.52	.00	264,125.29	39.7%
<a href="#">90210106 512958 Bailey SPED Parapr</a>	225,536	225,536	71,473.99	16,922.92	.00	154,062.01	31.7%
<a href="#">90210109 512903 Bailey ELL Teacher</a>	83,039	83,039	27,147.30	6,387.60	.00	55,891.70	32.7%
<a href="#">90210112 544400 Bailey SA - Genera</a>	29,300	26,700	21,495.80	4,516.88	1,403.53	3,800.67	85.8%
<a href="#">90210124 541000 Bailey SA - Techno</a>	7,500	7,500	.00	.00	6,796.00	704.00	90.6%
<a href="#">90210803 512903 Bailey Kindergarte</a>	320,579	320,579	94,704.10	25,865.90	.00	225,874.90	29.5%
<a href="#">90210903 512903 Bailey Pre-School</a>	62,828	62,828	25,569.53	6,016.36	.00	37,258.47	40.7%
<a href="#">90211003 512903 Bailey Art Teacher</a>	81,265	81,265	32,892.96	7,739.52	.00	48,372.04	40.5%
<a href="#">90212003 512903 Bailey Math Teache</a>	50,000	50,000	26,567.26	6,251.12	.00	23,432.74	53.1%
<a href="#">90212603 512903 Bailey Phys. Ed. T</a>	79,373	79,373	25,948.97	6,105.64	.00	53,424.03	32.7%
<a href="#">90212803 512903 Bailey Music Teach</a>	47,694	47,694	14,800.88	3,482.56	.00	32,893.12	31.0%
<a href="#">90212903 512903 Bailey Reading Tea</a>	70,826	70,826	23,709.56	5,578.72	.00	47,116.44	33.5%
<a href="#">90236003 512904 Bailey Library Aid</a>	29,398	29,398	10,166.66	2,392.16	.00	19,231.34	34.6%
<a href="#">90237002 530002 Bailey SA - Prof.</a>	15,000	15,000	6,282.50	2,130.00	.00	8,717.50	41.9%
<a href="#">90237003 512111 Bailey - Student A</a>	7,511	7,439	.00	.00	4,637.75	2,801.25	62.3%
<a href="#">90241103 512101 Bailey Principal</a>	121,810	121,810	45,699.63	9,371.92	.00	76,110.37	37.5%
<a href="#">90241103 512102 Bailey Asst. Princ</a>	99,193	99,193	46,710.53	7,630.28	.00	52,482.47	47.1%
<a href="#">90241103 512902 Bailey School Cler</a>	43,016	43,016	20,332.25	3,253.16	.00	22,683.75	47.3%
<a href="#">90247103 512960 Bailey Custodian</a>	141,238	141,238	69,102.79	10,864.44	.00	72,135.21	48.9%


012 MCAVINNUE SCHOOL

<a href="#">91210103 512903 McAvinnue Elementa</a>	1,140,600	1,140,600	334,623.20	76,229.96	.00	805,976.80	29.3%
<a href="#">91210103 512958 McAvinnue Paraprof</a>	274,035	274,035	101,697.91	23,928.92	.00	172,337.09	37.1%
<a href="#">91210106 512903 McAvinnue SPED Tea</a>	557,802	557,802	175,252.83	41,235.96	.00	382,549.17	31.4%
<a href="#">91210106 512958 McAvinnue SPED Par</a>	215,892	215,892	53,807.55	12,221.48	.00	162,084.45	24.9%
<a href="#">91210109 512903 McAvinnue ELL Teac</a>	182,167	182,167	50,972.12	11,993.44	.00	131,194.88	28.0%
<a href="#">91210112 544400 McAvinnue SA - Gen</a>	24,800	22,900	12,951.09	1,863.11	3,990.33	5,958.58	74.0%
<a href="#">91210115 541600 McAvinnue SA - Tex</a>	7,000	7,000	1,134.48	.00	2,235.84	3,629.68	48.1%
<a href="#">91210124 541000 McAvinnue SA - Tec</a>	4,000	4,000	.00	.00	.00	4,000.00	.0%
<a href="#">91210803 512903 McAvinnue Kinderga</a>	315,530	315,530	95,642.68	22,504.16	.00	219,887.32	30.3%
<a href="#">91210903 512903 McAvinnue Pre-Scho</a>	72,244	72,244	47,988.55	6,193.48	.00	24,255.45	66.4%
<a href="#">91211003 512903 McAvinnue Art Teac</a>	78,213	78,213	31,657.57	7,448.84	.00	46,555.43	40.5%
<a href="#">91212003 512903 McAvinnue Math Tea</a>	76,730	76,730	51,742.05	12,174.60	.00	24,987.95	67.4%
<a href="#">91212603 512903 McAvinnue Phys. Ed</a>	87,628	87,628	28,647.72	6,740.64	.00	58,980.28	32.7%
<a href="#">91212803 512903 McAvinnue Music Te</a>	64,704	64,704	21,834.26	5,035.12	.00	42,869.74	33.7%
<a href="#">91212903 512903 McAvinnue Reading</a>	76,731	76,731	25,084.86	5,902.32	.00	51,646.14	32.7%
<a href="#">91236003 512904 McAvinnue Library</a>	30,500	30,500	12,345.23	2,904.76	.00	18,154.77	40.5%
<a href="#">91236006 541601 McAvinnue SA - Lib</a>	1,000	1,000	.00	.00	.00	1,000.00	.0%
<a href="#">91237012 530002 McAvinnue SA - Pro</a>	14,300	14,300	9,815.00	4,035.00	.00	4,485.00	68.6%
<a href="#">91241103 512101 McAvinnue Principa</a>	110,633	110,633	40,031.29	8,427.64	.00	70,601.71	36.2%
<a href="#">91241103 512102 McAvinnue Asst. Pr</a>	105,505	105,505	38,549.48	8,115.68	.00	66,955.52	36.5%




FOR 2018 06

	ORIGINAL APPROP	REVISED BUDGET	YTD EXPENDED	MTD EXPENDED	ENCUMBRANCES	AVAILABLE BUDGET	PCT USED
<a href="#">91241103 512902 McAvinnue School C</a>	41,847	41,847	19,905.00	3,184.80	.00	21,942.00	47.6%
<a href="#">91241112 512111 STUDENT BODY ACTIV</a>	7,400	7,439	.00	.00	.00	7,439.00	.0%
<a href="#">91247103 512960 McAvinnue Custodia</a>	141,771	141,771	69,358.75	10,905.40	.00	72,412.25	48.9%
<b>015 GREENHALGE SCHOOL</b>							
<a href="#">91510103 512903 Greenhalge Element</a>	1,066,621	1,066,621	358,135.21	81,052.20	.00	708,485.79	33.6%
<a href="#">91510103 512958 Greenhalge Parapro</a>	331,388	331,388	112,679.63	26,519.16	.00	218,708.37	34.0%
<a href="#">91510105 512111 STUDENT BODY ACTIV</a>	8,490	7,514	.00	.00	.00	7,514.00	.0%
<a href="#">91510106 512903 Greenhalge SPED Te</a>	461,369	461,369	158,082.90	36,494.80	.00	303,286.10	34.3%
<a href="#">91510106 512958 Greenhalge SPED Pa</a>	178,766	178,766	109,889.34	26,128.26	.00	68,876.66	61.5%
<a href="#">91510109 512903 Greenhalge ELL Tea</a>	160,756	160,756	53,110.04	12,496.48	.00	107,645.96	33.0%
<a href="#">91510112 544400 Greenhalge SA - Ge</a>	20,000	28,000	18,129.49	2,614.91	6,930.78	2,939.73	89.5%
<a href="#">91510115 541600 Greenhalge SA - Te</a>	6,000	6,000	.00	.00	.00	6,000.00	.0%
<a href="#">91510124 541000 Greenhalge SA - Te</a>	8,000	8,000	6,931.82	2,049.44	260.08	808.10	89.9%
<a href="#">91510803 512903 Greenhalge Kinderg</a>	252,644	252,644	85,651.10	20,153.20	.00	166,992.90	33.9%
<a href="#">91510903 512903 Greenhalge Pre-Sch</a>	143,751	143,751	69,709.86	16,402.32	.00	74,041.14	48.5%
<a href="#">91511003 512903 Greenhalge Art Tea</a>	50,000	50,000	20,188.69	4,750.28	.00	29,811.31	40.4%
<a href="#">91512003 512903 Greenhalge Math Te</a>	82,419	82,419	26,944.49	6,339.88	.00	55,474.51	32.7%
<a href="#">91512603 512903 Greenhalge Phys. E</a>	154,944	154,944	25,084.86	5,902.32	.00	129,859.14	16.2%
<a href="#">91512803 512903 Greenhalge Music T</a>	47,694	47,694	28,025.35	6,594.20	.00	19,668.65	58.8%
<a href="#">91512903 512903 Greenhalge Reading</a>	80,036	80,036	26,165.55	6,156.60	.00	53,870.45	32.7%
<a href="#">91536003 512904 Greenhalge Library</a>	30,500	30,500	.00	.00	.00	30,500.00	.0%
<a href="#">91536006 541601 Greenhalge SA - Li</a>	1,000	1,000	.00	.00	.00	1,000.00	.0%
<a href="#">91537015 530002 Greenhalge SA - Pr</a>	14,700	6,700	2,003.00	995.00	1,704.00	2,993.00	55.3%
<a href="#">91541103 512101 Greenhalge Princip</a>	107,411	107,411	44,702.69	9,192.32	.00	62,708.31	41.6%
<a href="#">91541103 512102 Greenhalge Asst. P</a>	106,491	106,491	37,741.79	7,945.64	.00	68,749.21	35.4%
<a href="#">91541103 512902 Greenhalge School</a>	43,016	43,016	19,356.67	3,253.16	.00	23,659.33	45.0%
<a href="#">91547103 512960 Greenhalge Custodi</a>	94,587	94,587	46,674.63	7,275.93	.00	47,912.37	49.3%
<b>018 PYNE SCHOOL</b>							
<a href="#">91810103 512903 Pyne Arts Elementa</a>	483,449	483,449	179,962.61	41,665.44	.00	303,486.39	37.2%
<a href="#">91810103 512958 Pyne Arts Paraprof</a>	246,531	246,531	88,842.23	21,328.44	.00	157,688.77	36.0%
<a href="#">91810106 512903 Pyne Arts SPED Tea</a>	611,054	611,054	190,812.08	44,896.96	.00	420,241.92	31.2%
<a href="#">91810106 512958 Pyne Arts SPED Par</a>	528,778	528,778	140,553.61	33,627.72	.00	388,224.39	26.6%
<a href="#">91810109 512903 Pyne Arts ELL Teac</a>	86,823	86,823	28,384.39	6,678.68	.00	58,438.61	32.7%
<a href="#">91810112 544400 Pyne Arts SA - Gen</a>	35,070	35,500	16,719.69	7,029.87	4,904.78	13,875.53	60.9%
<a href="#">91810124 541000 Pyne Arts SA - Tec</a>	1,000	1,000	542.85	.00	.00	457.15	54.3%
<a href="#">91810604 512903 Pyne Arts Middle S</a>	291,304	291,304	80,290.49	18,891.88	.00	211,013.51	27.6%
<a href="#">91810803 512903 Pyne Arts Kinderga</a>	130,027	130,027	42,508.33	10,001.96	.00	87,518.67	32.7%
<a href="#">91810903 512903 Pyne Arts Pre-Scho</a>	71,438	71,438	28,384.39	6,678.68	.00	43,053.61	39.7%




FOR 2018 06

	ORIGINAL APPROP	REVISED BUDGET	YTD EXPENDED	MTD EXPENDED	ENCUMBRANCES	AVAILABLE BUDGET	PCT USED
<a href="#">91811003 512903 Pyne Arts Art Teac</a>	85,724	85,724	34,698.02	8,164.24	.00	51,025.98	40.5%
<a href="#">91811203 512903 Pyne Arts Computer</a>	80,035	80,035	26,165.55	6,156.60	.00	53,869.45	32.7%
<a href="#">91811403 541500 BASIC TEXT</a>	625	625	625.00	.00	.00	.00	100.0%
<a href="#">91811503 512903 Pyne Arts English</a>	57,551	57,551	41,896.67	9,858.04	.00	15,654.33	72.8%
<a href="#">91811903 512903 Pyne Arts Tech. Ed</a>	78,213	78,213	25,569.53	6,016.36	.00	52,643.47	32.7%
<a href="#">91812003 512903 Pyne Arts Math Tea</a>	69,241	69,241	42,825.21	10,076.52	.00	26,415.79	61.8%
<a href="#">91812603 512903 Pyne Arts Phys. Ed</a>	67,655	67,655	22,118.19	5,204.28	.00	45,536.81	32.7%
<a href="#">91812803 512903 Pyne Arts Music Te</a>	47,694	47,694	15,592.06	3,668.72	.00	32,101.94	32.7%
<a href="#">91812903 512903 Pyne Arts Reading</a>	82,419	82,419	39,273.18	6,257.04	.00	43,145.82	47.7%
<a href="#">91813003 512903 Pyne Arts Science</a>	129,408	129,408	17,843.25	1,301.07	.00	111,564.75	13.8%
<a href="#">91813103 512903 Pyne Arts Social S</a>	83,039	83,039	33,611.21	7,908.52	.00	49,427.79	40.5%
<a href="#">91813303 512903 Pyne Arts Drama Te</a>	80,514	80,514	26,322.29	6,193.48	.00	54,191.71	32.7%
<a href="#">91835003 512105 Pyne Arts Guidance</a>	80,941	80,941	28,017.90	6,226.20	.00	52,923.10	34.6%
<a href="#">91836003 512904 Pyne Arts Library</a>	24,001	24,001	4,823.50	1,937.44	.00	19,177.50	20.1%
<a href="#">91837018 530002 Pyne Arts SA - Pro</a>	16,000	16,000	2,335.00	560.00	.00	13,665.00	14.6%
<a href="#">91841103 512101 Pyne Arts Principa</a>	122,602	122,602	45,995.23	9,432.68	.00	76,606.77	37.5%
<a href="#">91841103 512102 Pyne Arts Asst. Pr</a>	104,629	104,629	38,229.71	8,048.36	.00	66,399.29	36.5%
<a href="#">91841103 512902 Pyne Arts School C</a>	42,291	42,291	19,177.59	2,897.88	.00	23,113.41	45.3%
<a href="#">91841112 512111 STUDENT BODY ACTIV</a>	6,824	6,950	1,952.52	652.52	1,078.79	3,918.69	43.6%
<a href="#">91847103 512960 Pyne Arts Custodia</a>	227,092	227,092	82,294.81	13,785.56	.00	144,797.19	36.2%
<b>019 ALTERNATIVE SCHOOL</b>							
<a href="#">91910115 512111 STUDENT BODY ACTIV</a>	100	380	.00	.00	.00	380.00	.0%
<a href="#">91920104 512110 Laura Lee Coordina</a>	102,811	102,811	21,746.23	7,435.40	.00	81,064.77	21.2%
<a href="#">91920106 512903 Laura Lee SPED Tea</a>	335,000	335,000	113,539.43	26,715.16	.00	221,460.57	33.9%
<a href="#">91920106 512958 Laura Lee SPED Par</a>	119,755	119,755	43,227.09	10,171.08	.00	76,527.91	36.1%
<a href="#">91920109 544400 Laura Lee SA - Gen</a>	13,000	13,000	4,156.01	263.31	1,071.50	7,772.49	40.2%
<a href="#">91937019 530002 Laura Lee SA - Pro</a>	2,000	2,000	1,351.07	.00	398.93	250.00	87.5%
<a href="#">91941103 512902 Laura Lee School C</a>	40,106	40,106	19,755.42	3,184.80	.00	20,350.58	49.3%
<b>020 LINCOLN SCHOOL</b>							
<a href="#">92010103 512903 Lincoln Elementary</a>	1,227,113	1,227,113	436,876.71	103,716.48	.00	790,236.29	35.6%
<a href="#">92010103 512958 Lincoln Paraprofes</a>	309,319	309,319	106,507.04	25,060.48	.00	202,811.96	34.4%
<a href="#">92010106 512903 Lincoln SPED Teach</a>	367,204	367,204	126,945.80	29,869.60	.00	240,258.20	34.6%
<a href="#">92010106 512958 Lincoln SPED Parap</a>	145,702	145,702	47,806.38	11,248.56	.00	97,895.62	32.8%
<a href="#">92010109 512903 Lincoln ELL Teache</a>	138,614	138,614	50,885.93	11,973.16	.00	87,728.07	36.7%
<a href="#">92010112 544400 Lincoln SA - Gener</a>	20,000	15,900	6,820.49	2,041.05	3,229.09	5,850.42	63.2%
<a href="#">92010115 541600 Lincoln SA - Textb</a>	5,000	5,000	.00	.00	.00	5,000.00	.0%
<a href="#">92010124 541000 Lincoln SA - Techn</a>	12,000	12,000	7,625.00	7,625.00	760.74	3,614.26	69.9%
<a href="#">92010803 512903 Lincoln Kindergart</a>	235,712	235,712	88,971.88	20,934.56	.00	146,740.12	37.7%




FOR 2018 06

	ORIGINAL APPROP	REVISED BUDGET	YTD EXPENDED	MTD EXPENDED	ENCUMBRANCES	AVAILABLE BUDGET	PCT USED
<a href="#">92010903 512903 Lincoln Pre-School</a>	138,075	138,075	50,169.72	11,804.64	.00	87,905.28	36.3%
<a href="#">92011003 512903 Lincoln Art Teache</a>	82,253	82,253	33,292.63	7,833.56	.00	48,960.37	40.5%
<a href="#">92012003 512903 Lincoln Math Teach</a>	76,730	76,730	25,084.86	5,902.32	.00	51,645.14	32.7%
<a href="#">92012004 512111 Lincoln - Student</a>	7,541	7,575	.00	.00	.00	7,575.00	.0%
<a href="#">92012603 512903 Lincoln Phys. Ed.</a>	88,727	88,727	29,007.10	6,825.20	.00	59,719.90	32.7%
<a href="#">92012803 512903 Lincoln Music Teac</a>	60,500	60,500	19,778.48	4,653.76	.00	40,721.52	32.7%
<a href="#">92012903 512903 Lincoln Reading Te</a>	78,622	78,622	18,814.58	4,426.96	.00	59,807.42	23.9%
<a href="#">92036003 512904 Lincoln Library Ai</a>	33,293	33,293	10,884.25	2,561.00	.00	22,408.75	32.7%
<a href="#">92036006 541601 Lincoln SA - Libra</a>	1,000	1,000	199.85	.00	.00	800.15	20.0%
<a href="#">92037020 530002 Lincoln SA - Prof.</a>	16,200	16,200	5,857.00	300.00	1,200.00	9,143.00	43.6%
<a href="#">92041103 512101 Lincoln Principal</a>	121,533	121,533	45,594.76	9,350.48	.00	75,938.24	37.5%
<a href="#">92041103 512102 Lincoln Asst. Prin</a>	102,498	102,498	37,451.66	7,884.56	.00	65,046.34	36.5%
<a href="#">92041103 512902 Lincoln School Cle</a>	41,400	41,400	13,764.93	2,897.88	.00	27,635.07	33.2%
<a href="#">92047103 512960 Lincoln Custodian</a>	90,142	90,142	68,302.11	10,736.34	.00	21,839.89	75.8%
<b>025 MOLLOY SCHOOL</b>							
<a href="#">92510106 512903 Molloy SPED Teache</a>	139,421	139,421	45,580.06	10,724.72	.00	93,840.94	32.7%
<a href="#">92510109 512903 Molloy ELL Teacher</a>	54,351	54,351	17,768.06	4,180.72	.00	36,582.94	32.7%
<a href="#">92510112 544400 Molloy SA - Genera</a>	10,000	6,500	519.51	519.51	2,245.68	3,734.81	42.5%
<a href="#">92510603 512110 Molloy Coordinator</a>	98,899	98,899	40,031.10	8,427.60	.00	58,867.90	40.5%
<a href="#">92510704 512111 STUDENT BODY ACTIV</a>	100	1,321	.00	.00	.00	1,321.00	.0%
<a href="#">92511504 512903 Molloy English Tea</a>	153,461	153,461	50,169.72	11,804.64	.00	103,291.28	32.7%
<a href="#">92512004 512903 Molloy Math Teache</a>	72,525	72,525	23,709.56	5,578.72	.00	48,815.44	32.7%
<a href="#">92513003 512903 Molloy Science Tea</a>	76,731	76,731	54,930.91	12,924.92	.00	21,800.09	71.6%
<a href="#">92513103 512903 Molloy Social Stud</a>	74,417	74,417	24,328.70	5,724.40	.00	50,088.30	32.7%
<a href="#">92537025 530002 Molloy SA - Prof.</a>	5,000	8,500	685.00	.00	150.00	7,665.00	9.8%
<a href="#">92541105 512902 Molloy School Cler</a>	41,402	41,402	19,905.00	3,184.80	.00	21,497.00	48.1%
<a href="#">92541408 512915 Molloy Security Gu</a>	42,958	42,958	.00	.00	.00	42,958.00	.0%
<a href="#">92547103 512960 Molloy Custodian</a>	0	0	22,198.28	3,487.72	.00	-22,198.28	100.0%*
<b>027 MOODY SCHOOL</b>							
<a href="#">92710103 512903 Moody Elementary T</a>	594,278	594,278	203,977.90	47,994.80	.00	390,300.10	34.3%
<a href="#">92710103 512958 Moody Paraprofessi</a>	228,859	228,859	86,035.69	20,689.16	.00	142,823.31	37.6%
<a href="#">92710106 512903 Moody SPED Teacher</a>	61,753	61,753	44,718.50	10,522.00	.00	17,034.50	72.4%
<a href="#">92710106 512958 Moody SPED Parapro</a>	31,554	31,554	.00	.00	.00	31,554.00	.0%
<a href="#">92710109 512903 Moody ELL Teacher</a>	51,405	51,405	16,805.18	3,954.16	.00	34,599.82	32.7%
<a href="#">92710112 544400 Moody SA - General</a>	10,000	7,900	.00	.00	3,752.71	4,147.29	47.5%
<a href="#">92710115 541600 Moody SA - Textboo</a>	2,000	2,000	.00	.00	.00	2,000.00	.0%
<a href="#">92710124 541000 Moody SA - Technol</a>	2,200	2,200	.00	.00	.00	2,200.00	.0%
<a href="#">92710803 512903 Moody Kindergarten</a>	132,973	132,973	43,471.21	10,228.52	.00	89,501.79	32.7%




FOR 2018 06

	ORIGINAL APPROP	REVISED BUDGET	YTD EXPENDED	MTD EXPENDED	ENCUMBRANCES	AVAILABLE BUDGET	PCT USED
<a href="#">92710903 512903 Moody Pre-School T</a>	141,862	141,862	39,885.74	9,384.88	.00	101,976.26	28.1%
<a href="#">92711003 512903 Moody Art Teacher</a>	70,825	70,825	23,154.34	5,448.08	.00	47,670.66	32.7%
<a href="#">92712003 512903 Moody Math Teacher</a>	50,000	50,000	.00	.00	.00	50,000.00	.0%
<a href="#">92712603 512903 Moody Phys. Ed. Te</a>	85,724	85,724	34,698.02	8,164.24	.00	51,025.98	40.5%
<a href="#">92712803 512903 Moody Music Teache</a>	89,826	89,826	29,366.14	6,909.68	.00	60,459.86	32.7%
<a href="#">92712903 512903 Moody Reading Teac</a>	75,033	75,033	24,529.81	5,771.72	.00	50,503.19	32.7%
<a href="#">92736003 512904 Moody Library Aide</a>	32,000	32,000	.00	.00	.00	32,000.00	.0%
<a href="#">92736006 541601 Moody SA - Library</a>	4,000	4,000	.00	.00	.00	4,000.00	.0%
<a href="#">92737027 530002 Moody SA - Prof. D</a>	8,000	8,000	225.00	.00	.00	7,775.00	2.8%
<a href="#">92741103 512101 Moody Principal</a>	121,174	121,174	45,459.68	9,322.88	.00	75,714.32	37.5%
<a href="#">92741103 512902 Moody School Clerk</a>	42,291	42,291	20,332.25	3,253.16	.00	21,958.75	48.1%
<a href="#">92741112 512111 STUDENT BODY ACTIV</a>	3,565	3,644	.00	.00	.00	3,644.00	.0%
<a href="#">92741113 541500 BASIC TEXT</a>	625	625	.00	.00	313.18	311.82	50.1%
<a href="#">92747103 512960 Moody Custodian</a>	93,475	93,475	45,739.63	7,190.34	.00	47,735.37	48.9%
<b>030 MOREY SCHOOL</b>							
<a href="#">93010103 512903 Morey Elementary T</a>	1,296,345	1,296,345	407,910.24	95,978.88	.00	888,434.76	31.5%
<a href="#">93010103 512958 Morey Paraprofessi</a>	415,363	415,363	98,704.21	23,224.52	.00	316,658.79	23.8%
<a href="#">93010104 512301 Morey SA - Tutors</a>	9,700	9,700	3,907.50	1,305.00	.00	5,792.50	40.3%
<a href="#">93010106 512903 Morey SPED Teacher</a>	449,437	449,437	157,318.85	37,016.20	.00	292,118.15	35.0%
<a href="#">93010106 512958 Morey SPED Parapro</a>	214,493	214,493	70,828.63	16,665.56	.00	143,664.37	33.0%
<a href="#">93010109 512903 Morey ELL Teacher</a>	131,341	131,341	47,745.18	11,234.16	.00	83,595.82	36.4%
<a href="#">93010112 544400 Morey SA - General</a>	12,000	21,600	12,575.48	5,430.82	2,438.08	6,586.44	69.5%
<a href="#">93010803 512903 Morey Kindergarten</a>	377,064	377,064	128,530.20	30,242.40	.00	248,533.80	34.1%
<a href="#">93010901 512903 Morey Pre-School T</a>	140,297	140,297	51,731.51	12,172.12	.00	88,565.49	36.9%
<a href="#">93011003 512903 Morey Art Teacher</a>	83,820	83,820	27,402.81	6,447.72	.00	56,417.19	32.7%
<a href="#">93012003 512903 Morey Math Teacher</a>	76,730	76,730	25,084.86	5,902.32	.00	51,645.14	32.7%
<a href="#">93012603 512903 Morey Phys. Ed. Te</a>	80,515	80,515	26,322.29	6,193.48	.00	54,192.71	32.7%
<a href="#">93012803 512903 Morey Music Teache</a>	81,265	81,265	26,567.26	6,251.12	.00	54,697.74	32.7%
<a href="#">93012903 512903 Morey Reading Teac</a>	120,927	120,927	56,196.49	12,388.88	.00	64,730.51	46.5%
<a href="#">93036003 512904 Morey Library Aide</a>	28,566	28,566	9,338.78	2,197.36	.00	19,227.22	32.7%
<a href="#">93037030 530002 Morey SA - Prof. D</a>	31,100	21,100	1,035.00	540.00	.00	20,065.00	4.9%
<a href="#">93041103 512101 Morey Principal</a>	114,403	114,403	44,090.05	9,215.95	.00	70,312.95	38.5%
<a href="#">93041103 512102 Morey Asst. Princi</a>	100,000	100,000	40,179.30	8,458.80	.00	59,820.70	40.2%
<a href="#">93041103 512902 Morey School Clerk</a>	41,042	41,042	19,755.42	3,184.80	.00	21,286.58	48.1%
<a href="#">93041112 512111 STUDENT BODY ACTIV</a>	7,717	7,922	.00	.00	.00	7,922.00	.0%
<a href="#">93047103 512960 Morey Custodian</a>	141,060	141,060	69,017.50	10,850.80	.00	72,042.50	48.9%
<b>035 LEBLANC SCHOOL</b>							
<a href="#">93510106 512958 LeBlanc SPED Parap</a>	0	0	16,825.04	4,387.81	.00	-16,825.04	100.0%*



FOR 2018 06

	ORIGINAL APPROP	REVISED BUDGET	YTD EXPENDED	MTD EXPENDED	ENCUMBRANCES	AVAILABLE BUDGET	PCT USED
93510112 512111 STUDENT BODY ACTIV	100	546	.00	.00	.00	546.00	.0%
93510112 544400 LeBlanc SA - Gener	15,000	15,000	6,138.71	2,415.29	2,127.80	6,733.49	55.1%
93541103 512902 LeBlanc School Cle	41,847	41,847	18,673.71	2,897.88	.00	23,173.29	44.6%
93541408 512915 LeBlanc Security G	42,603	42,603	15,147.25	3,277.17	.00	27,455.75	35.6%
93547103 512960 LeBlanc Custodian	44,151	44,151	21,626.25	3,396.20	.00	22,524.75	49.0%
036 PAWTUCKETVILLE MEMORIAL SCHOOL							
93610103 512903 Pawtucket Elementa	1,296,573	1,296,573	420,889.56	100,057.12	.00	875,683.44	32.5%
93610103 512958 Pawtucket Paraprof	212,228	212,228	88,876.52	21,524.08	.00	123,351.48	41.9%
93610106 512903 Pawtucket SPED Tea	410,259	410,259	140,867.73	31,857.32	.00	269,391.27	34.3%
93610106 512958 Pawtucket SPED Par	246,666	246,666	104,411.78	25,423.28	.00	142,254.22	42.3%
93610109 512903 Pawtucketville ELL	0	0	27,567.20	6,486.40	.00	-27,567.20	100.0%*
93610112 544400 Pawtucket SA - Gen	26,000	27,700	18,218.09	1,436.94	4,712.48	4,769.43	82.8%
93610114 512111 Pawtucket - Studen	7,658	8,362	300.00	.00	.00	8,062.00	3.6%
93610115 541600 Pawtucket SA - Tex	2,000	2,000	.00	.00	.00	2,000.00	.0%
93610124 541000 Pawtucket SA - Tec	6,000	6,000	5,180.00	.00	.00	820.00	86.3%
93610803 512903 Pawtucket Kinderga	323,210	323,210	90,730.02	21,348.24	.00	232,479.98	28.1%
93611003 512903 Pawtucket Art Teac	54,351	54,351	17,768.06	4,180.72	.00	36,582.94	32.7%
93612003 512903 Pawtucket Math Tea	74,626	74,626	.00	.00	.00	74,626.00	.0%
93612603 512903 Pawtucket Phys. Ed	75,031	75,031	24,529.81	5,771.72	.00	50,501.19	32.7%
93612803 512903 Pawtucket Music Te	57,551	57,551	18,814.58	4,426.96	.00	38,736.42	32.7%
93612903 512903 Pawtucket Reading	139,231	139,231	47,168.71	11,098.52	.00	92,062.29	33.9%
93636003 512904 Pawtucket Library	30,500	30,500	9,971.18	2,346.16	.00	20,528.82	32.7%
93636006 541601 Pawtucket SA - Lib	1,300	1,300	1,163.05	.00	50.09	86.86	93.3%
93637036 530002 Pawtucket SA - Pro	15,000	15,000	1,832.50	690.00	.00	13,167.50	12.2%
93641103 512101 Pawtucket Principa	119,457	119,457	44,816.11	9,190.76	.00	74,640.89	37.5%
93641103 512102 Pawtucket Asst. Pr	108,512	108,512	39,648.63	8,347.08	.00	68,863.37	36.5%
93641103 512902 Pawtucket School C	41,847	41,847	20,118.75	3,219.00	.00	21,728.25	48.1%
93647103 512960 Pawtucket Custodia	138,753	138,753	91,808.46	14,455.56	.00	46,944.54	66.2%
040 REILLY SCHOOL							
94010103 512903 Reilly Elementary	1,490,739	1,490,739	521,006.00	125,495.00	.00	969,733.00	34.9%
94010103 512958 Reilly Paraprofess	339,574	339,574	119,515.27	28,121.24	.00	220,058.73	35.2%
94010105 512111 Reilly - Student A	8,230	8,850	8,151.50	1,695.00	545.00	153.50	98.3%
94010106 512903 Reilly SPED Teache	466,605	466,605	152,304.19	35,836.28	.00	314,300.81	32.6%
94010106 512958 Reilly SPED Parapr	93,929	93,929	36,424.54	8,570.48	.00	57,504.46	38.8%
94010109 512903 Reilly ELL Teacher	257,252	257,252	46,091.93	10,845.16	.00	211,160.07	17.9%
94010112 544400 Reilly SA - Genera	25,000	23,589	16,792.09	5,149.05	2,906.48	3,890.72	83.5%
94010124 541000 Reilly SA - Techno	5,800	5,800	3,398.00	3,398.00	.00	2,402.00	58.6%
94010803 512903 Reilly Kindergarte	365,211	365,211	120,377.68	28,324.16	.00	244,833.32	33.0%





FOR 2018 06


	ORIGINAL APPROP	REVISED BUDGET	YTD EXPENDED	MTD EXPENDED	ENCUMBRANCES	AVAILABLE BUDGET	PCT USED
<a href="#">94011003 512903 Reilly Art Teacher</a>	86,824	86,824	28,384.39	6,678.68	.00	58,439.61	32.7%
<a href="#">94012003 512903 Reilly Math Teache</a>	80,316	80,316	26,257.01	6,178.12	.00	54,058.99	32.7%
<a href="#">94012603 512903 Reilly Phys. Ed. T</a>	56,454	56,454	18,456.56	4,342.72	.00	37,997.44	32.7%
<a href="#">94012803 512903 Reilly Music Teach</a>	63,451	63,451	20,743.91	4,880.92	.00	42,707.09	32.7%
<a href="#">94012903 512903 Reilly Reading Tea</a>	156,628	156,628	52,232.16	12,714.37	.00	104,395.84	33.3%
<a href="#">94036003 512904 Reilly Library Aid</a>	26,305	26,305	.00	.00	.00	26,305.00	.0%
<a href="#">94037040 530002 Reilly SA - Prof.</a>	25,000	25,480	8,966.96	2,280.90	.00	16,512.85	35.2%
<a href="#">94041103 512101 Reilly Principal</a>	117,764	117,764	44,180.47	9,060.52	.00	73,583.53	37.5%
<a href="#">94041103 512102 Reilly Asst. Princ</a>	106,958	106,958	39,080.91	8,227.56	.00	67,877.09	36.5%
<a href="#">94041103 512902 Reilly School Cler</a>	41,402	41,402	19,905.00	3,184.80	.00	21,497.00	48.1%
<a href="#">94047103 512960 Reilly Custodian</a>	139,129	139,129	62,630.20	10,499.28	.00	76,498.80	45.0%

050 SHAUGHNESSY SCHOOL

<a href="#">95010103 512903 Shaughnessy Elemen</a>	1,081,046	1,081,046	393,168.18	92,510.16	.00	687,877.82	36.4%
<a href="#">95010103 512958 Shaughnessy Parapr</a>	131,889	131,889	3,456.96	.00	.00	128,432.04	2.6%
<a href="#">95010106 512903 Shaughnessy SPED T</a>	484,519	484,519	130,789.84	30,774.08	.00	353,729.16	27.0%
<a href="#">95010106 512958 Shaughnessy SPED P</a>	500,190	500,190	191,939.47	44,431.20	.00	308,250.53	38.4%
<a href="#">95010109 512903 Shaughnessy ELL Te</a>	77,482	77,482	25,330.00	5,960.00	.00	52,152.00	32.7%
<a href="#">95010112 544400 Shaughnessy SA - G</a>	33,000	28,800	19,902.99	2,995.19	4,242.11	4,654.90	83.8%
<a href="#">95010124 541000 Shaughnessy SA - T</a>	8,000	8,000	.00	.00	.00	8,000.00	.0%
<a href="#">95010803 512903 Shaughnessy Kinder</a>	386,560	386,560	89,552.49	21,330.20	.00	297,007.51	23.2%
<a href="#">95010903 512903 Shaughnessy Pre-Sc</a>	65,130	65,130	42,498.30	9,999.60	.00	22,631.70	65.3%
<a href="#">95011003 512903 Shaughnessy Art Te</a>	82,253	82,253	33,292.63	7,833.56	.00	48,960.37	40.5%
<a href="#">95012003 512903 Shaughnessy Math T</a>	80,035	80,035	27,147.30	6,387.60	.00	52,887.70	33.9%
<a href="#">95012603 512903 Shaughnessy Phys.</a>	76,308	76,308	24,946.99	5,869.88	.00	51,361.01	32.7%
<a href="#">95012803 512903 Shaughnessy Music</a>	80,117	80,117	26,192.07	6,162.84	.00	53,924.93	32.7%
<a href="#">95012903 512903 Shaughnessy Readin</a>	55,609	55,609	18,180.14	4,277.68	.00	37,428.86	32.7%
<a href="#">95036003 512904 Shaughnessy Librar</a>	27,968	27,968	9,143.62	2,151.44	.00	18,824.38	32.7%
<a href="#">95037050 530002 Shaughnessy SA - P</a>	10,000	10,000	3,944.56	217.50	.00	6,055.44	39.4%
<a href="#">95041103 512101 Shaughnessy Princi</a>	122,081	122,081	45,800.04	9,392.64	.00	76,280.96	37.5%
<a href="#">95041103 512102 Shaughnessy Asst.</a>	108,854	108,854	39,773.46	8,373.36	.00	69,080.54	36.5%
<a href="#">95041103 512902 Shaughnessy School</a>	41,847	41,847	20,118.75	3,219.00	.00	21,728.25	48.1%
<a href="#">95041112 512111 STUDENT BODY ACTIV</a>	7,305	7,076	.00	.00	.00	7,076.00	.0%
<a href="#">95047103 512960 Shaughnessy Custod</a>	141,060	141,060	69,017.53	10,850.80	.00	72,042.47	48.9%
<a href="#">99310451 512135 Social Workers</a>	509,604	509,604	180,458.80	41,210.88	.00	329,145.20	35.4%


054 VARNUM SCHOOL

<a href="#">95410106 512903 LDS SPED Teacher</a>	400,000	400,000	139,301.66	34,502.32	.00	260,698.34	34.8%
<a href="#">95410106 512958 LDS SPED Paraprofe</a>	589,728	589,728	203,192.19	52,989.72	.00	386,535.81	34.5%
<a href="#">95410112 544400 LDS SA General Sup</a>	0	5,000	.00	.00	792.45	4,207.55	15.8%




FOR 2018 06

	ORIGINAL APPROP	REVISED BUDGET	YTD EXPENDED	MTD EXPENDED	ENCUMBRANCES	AVAILABLE BUDGET	PCT USED
<a href="#">95437054</a> <a href="#">530002</a> <a href="#">LDS SA - Prof. Dev</a>	15,000	10,000	.00	.00	.00	10,000.00	.0%
<a href="#">95441103</a> <a href="#">512101</a> <a href="#">LDS Principal</a>	90,637	90,637	37,593.83	8,301.04	.00	53,043.17	41.5%
<a href="#">95441103</a> <a href="#">512902</a> <a href="#">LDS School Clerk</a>	40,000	40,000	14,485.50	3,219.00	.00	25,514.50	36.2%
<b>055 WASHINGTON SCHOOL</b>							
<a href="#">95510103</a> <a href="#">512903</a> <a href="#">Washington Element</a>	631,456	631,456	182,440.60	42,927.20	.00	449,015.40	28.9%
<a href="#">95510103</a> <a href="#">512958</a> <a href="#">Washington Parapro</a>	161,771	161,771	39,676.92	8,947.65	.00	122,094.08	24.5%
<a href="#">95510106</a> <a href="#">512903</a> <a href="#">Washington SPED Te</a>	313,226	313,226	128,388.81	31,147.68	.00	184,837.19	41.0%
<a href="#">95510106</a> <a href="#">512958</a> <a href="#">Washington SPED Pa</a>	245,158	245,158	101,082.61	24,182.48	.00	144,075.39	41.2%
<a href="#">95510112</a> <a href="#">544400</a> <a href="#">Washington SA - Ge</a>	20,000	18,600	10,175.10	1,776.36	3,066.45	5,358.45	71.2%
<a href="#">95510803</a> <a href="#">512903</a> <a href="#">Washington Kinderg</a>	148,920	148,920	49,521.00	11,652.00	.00	99,399.00	33.3%
<a href="#">95510903</a> <a href="#">512903</a> <a href="#">Washington Pre-Sch</a>	60,924	60,924	24,946.99	5,869.88	.00	35,977.01	40.9%
<a href="#">95511003</a> <a href="#">512903</a> <a href="#">Washington Art Tea</a>	86,824	86,824	28,384.39	6,678.68	.00	58,439.61	32.7%
<a href="#">95512003</a> <a href="#">512903</a> <a href="#">Washington Math Te</a>	0	0	24,397.04	5,740.48	.00	-24,397.04	100.0%*
<a href="#">95512603</a> <a href="#">512903</a> <a href="#">Washington Phys. E</a>	78,214	78,214	25,569.53	6,016.36	.00	52,644.47	32.7%
<a href="#">95512803</a> <a href="#">512903</a> <a href="#">Washington Music T</a>	71,345	71,345	23,324.00	5,488.00	.00	48,021.00	32.7%
<a href="#">95512903</a> <a href="#">512903</a> <a href="#">Washington Reading</a>	78,337	78,337	26,592.42	6,257.04	.00	51,744.58	33.9%
<a href="#">95536003</a> <a href="#">512904</a> <a href="#">Washington Library</a>	32,000	32,000	10,461.47	2,461.53	.00	21,538.53	32.7%
<a href="#">95536006</a> <a href="#">541601</a> <a href="#">Washington SA - Li</a>	500	500	.00	.00	.00	500.00	.0%
<a href="#">95537055</a> <a href="#">530002</a> <a href="#">Washington SA - Pr</a>	6,000	6,000	640.00	105.00	.00	5,360.00	10.7%
<a href="#">95541103</a> <a href="#">512101</a> <a href="#">Washington Princip</a>	122,619	122,619	45,594.11	9,410.76	.00	77,024.89	37.2%
<a href="#">95541103</a> <a href="#">512902</a> <a href="#">Washington School</a>	43,017	43,017	20,332.25	3,253.16	.00	22,684.75	47.3%
<a href="#">95541112</a> <a href="#">512111</a> <a href="#">STUDENT BODY ACTIV</a>	3,844	3,795	513.79	.00	1,425.00	1,856.21	51.1%
<a href="#">95547103</a> <a href="#">512960</a> <a href="#">Washington Custodi</a>	50,160	50,160	24,916.00	3,858.56	.00	25,244.00	49.7%
<b>060 STOKLOSA MIDDLE SCHOOL</b>							
<a href="#">96010104</a> <a href="#">512958</a> <a href="#">Stoklosa Paraprofe</a>	133,331	133,331	50,732.41	13,317.72	.00	82,598.59	38.0%
<a href="#">96010105</a> <a href="#">512111</a> <a href="#">Stoklosa - Student</a>	8,033	8,254	977.50	977.50	930.00	6,346.50	23.1%
<a href="#">96010112</a> <a href="#">544400</a> <a href="#">Stoklosa SA - Gene</a>	30,000	46,980	7,174.86	1,594.41	256.75	39,548.39	15.8%
<a href="#">96010124</a> <a href="#">541000</a> <a href="#">Stoklosa SA - Tech</a>	0	15,000	12,667.60	12,667.60	.00	2,332.40	84.5%
<a href="#">96010603</a> <a href="#">512903</a> <a href="#">Stoklosa Middle Sc</a>	944,652	925,922	213,797.27	50,305.24	.00	712,124.73	23.1%
<a href="#">96010606</a> <a href="#">512903</a> <a href="#">Stoklosa SPED Teac</a>	492,879	492,879	162,960.36	39,936.00	.00	329,918.64	33.1%
<a href="#">96010606</a> <a href="#">512958</a> <a href="#">Stoklosa SPED Para</a>	94,080	94,080	29,219.29	5,500.88	.00	64,860.71	31.1%
<a href="#">96010609</a> <a href="#">512903</a> <a href="#">Stoklosa ELL Teach</a>	134,729	134,729	45,946.07	10,810.84	.00	88,782.93	34.1%
<a href="#">96011004</a> <a href="#">512903</a> <a href="#">Stoklosa Art Teach</a>	148,826	148,826	48,654.00	11,448.00	.00	100,172.00	32.7%
<a href="#">96011503</a> <a href="#">512903</a> <a href="#">Stoklosa English T</a>	430,787	430,787	193,438.33	45,729.52	.00	237,348.67	44.9%
<a href="#">96012003</a> <a href="#">512903</a> <a href="#">Stoklosa Math Teac</a>	470,929	470,929	204,852.38	48,200.56	.00	266,076.62	43.5%
<a href="#">96012606</a> <a href="#">512903</a> <a href="#">Stoklosa Phys. Ed.</a>	203,311	203,311	72,586.26	17,079.12	.00	130,724.74	35.7%
<a href="#">96012806</a> <a href="#">512903</a> <a href="#">Stoklosa Music Tea</a>	154,479	154,479	50,502.58	11,882.96	.00	103,976.42	32.7%
<a href="#">96013006</a> <a href="#">512903</a> <a href="#">Stoklosa Science T</a>	246,236	246,236	81,480.83	19,171.96	.00	164,755.17	33.1%




FOR 2018 06

	ORIGINAL APPROP	REVISED BUDGET	YTD EXPENDED	MTD EXPENDED	ENCUMBRANCES	AVAILABLE BUDGET	PCT USED
<a href="#">96013106</a> <a href="#">512903</a> <a href="#">Stoklosa Social St</a>	132,973	132,973	43,471.21	10,228.52	.00	89,501.79	32.7%
<a href="#">96035003</a> <a href="#">512105</a> <a href="#">Stoklosa Guidance</a>	85,401	85,401	29,561.76	6,569.28	.00	55,839.24	34.6%
<a href="#">96036004</a> <a href="#">512904</a> <a href="#">Stoklosa Library A</a>	33,500	33,500	6,846.07	1,610.84	.00	26,653.93	20.4%
<a href="#">96036006</a> <a href="#">541601</a> <a href="#">Stoklosa SA - Libr</a>	3,000	3,000	.00	.00	707.33	2,292.67	23.6%
<a href="#">96041103</a> <a href="#">512102</a> <a href="#">Stoklosa Asst. Pri</a>	105,381	105,381	40,816.37	8,592.92	.00	64,564.63	38.7%
<a href="#">96041109</a> <a href="#">512101</a> <a href="#">Stoklosa Principal</a>	109,000	109,000	42,960.26	8,810.16	.00	66,039.74	39.4%
<a href="#">96041109</a> <a href="#">512902</a> <a href="#">Stoklosa School Cl</a>	42,291	42,291	13,764.93	2,897.88	.00	28,526.07	32.5%
<a href="#">96047103</a> <a href="#">512960</a> <a href="#">Stoklosa Custodian</a>	141,019	141,019	90,050.89	14,152.15	.00	50,968.11	63.9%
070 MCDONOUGH CITY SCHOOL							
<a href="#">96037070</a> <a href="#">530002</a> <a href="#">Stoklosa SA - Prof</a>	23,940	23,940	7,623.18	3,549.90	614.14	15,702.68	34.4%
075 MCAULIFFE SCHOOL							
<a href="#">97510103</a> <a href="#">512903</a> <a href="#">McAuliffe Elementa</a>	1,109,387	1,109,387	390,174.07	87,357.08	.00	719,212.93	35.2%
<a href="#">97510103</a> <a href="#">512958</a> <a href="#">McAuliffe Paraprof</a>	240,961	240,961	72,328.71	17,018.52	.00	168,632.29	30.0%
<a href="#">97510104</a> <a href="#">512111</a> <a href="#">McAuliffe - Studen</a>	7,812	7,348	672.40	.00	.00	6,675.60	9.2%
<a href="#">97510106</a> <a href="#">512903</a> <a href="#">McAuliffe SPED Tea</a>	458,036	458,036	168,922.90	40,624.88	.00	289,113.10	36.9%
<a href="#">97510106</a> <a href="#">512958</a> <a href="#">McAuliffe SPED Par</a>	147,628	147,628	43,551.11	10,247.32	.00	104,076.89	29.5%
<a href="#">97510109</a> <a href="#">512903</a> <a href="#">McAuliffe TBE Teac</a>	0	0	22,118.19	5,204.28	.00	-22,118.19	100.0%*
<a href="#">97510112</a> <a href="#">544400</a> <a href="#">McAuliffe SA - Gen</a>	30,900	28,600	15,998.89	523.33	2,903.93	9,697.18	66.1%
<a href="#">97510803</a> <a href="#">512903</a> <a href="#">McAuliffe Kinderga</a>	320,041	320,041	104,628.54	24,618.48	.00	215,412.46	32.7%
<a href="#">97510903</a> <a href="#">512903</a> <a href="#">McAuliffe Pre-Scho</a>	142,611	142,611	51,652.12	12,153.44	.00	90,958.88	36.2%
<a href="#">97511003</a> <a href="#">512903</a> <a href="#">McAuliffe Art Teac</a>	80,035	80,035	26,165.55	6,156.60	.00	53,869.45	32.7%
<a href="#">97512003</a> <a href="#">512903</a> <a href="#">McAuliffe Math Tea</a>	50,000	50,000	7,877.70	6,302.16	.00	42,122.30	15.8%
<a href="#">97512603</a> <a href="#">512903</a> <a href="#">McAuliffe Phys. Ed</a>	75,031	75,031	24,529.81	5,771.72	.00	50,501.19	32.7%
<a href="#">97512803</a> <a href="#">512903</a> <a href="#">McAuliffe Music Te</a>	85,724	85,724	13,183.90	.00	.00	72,540.10	15.4%
<a href="#">97512903</a> <a href="#">512903</a> <a href="#">McAuliffe Reading</a>	92,767	92,767	37,548.24	8,834.88	.00	55,218.76	40.5%
<a href="#">97536003</a> <a href="#">512904</a> <a href="#">McAuliffe Library</a>	31,696	31,696	10,362.18	2,438.16	.00	21,333.82	32.7%
<a href="#">97537075</a> <a href="#">530002</a> <a href="#">McAuliffe SA - Pro</a>	20,000	20,000	5,713.52	1,235.00	25.00	14,261.48	28.7%
<a href="#">97541103</a> <a href="#">512101</a> <a href="#">McAuliffe Principa</a>	122,239	122,239	44,641.34	8,427.60	.00	77,597.66	36.5%
<a href="#">97541103</a> <a href="#">512102</a> <a href="#">McAuliffe Asst. Pr</a>	99,193	99,193	29,306.76	8,373.36	.00	69,886.24	29.5%
<a href="#">97541103</a> <a href="#">512902</a> <a href="#">McAuliffe School C</a>	42,290	42,290	20,332.25	3,253.16	.00	21,957.75	48.1%
<a href="#">97547103</a> <a href="#">512960</a> <a href="#">McAuliffe Custodia</a>	95,521	95,521	65,807.19	7,855.54	.00	29,713.81	68.9%
080 MURKLAND SCHOOL							
<a href="#">98010103</a> <a href="#">512903</a> <a href="#">Murkland Elementar</a>	1,188,013	1,188,013	355,422.06	86,083.00	.00	832,590.94	29.9%
<a href="#">98010103</a> <a href="#">512958</a> <a href="#">Murkland Paraprofe</a>	318,798	318,798	122,294.58	29,744.76	.00	196,503.42	38.4%
<a href="#">98010106</a> <a href="#">512903</a> <a href="#">Murkland SPED Teac</a>	496,365	496,365	175,454.62	41,283.44	.00	320,910.38	35.3%




FOR 2018 06

	ORIGINAL APPROP	REVISED BUDGET	YTD EXPENDED	MTD EXPENDED	ENCUMBRANCES	AVAILABLE BUDGET	PCT USED
<a href="#">98010106 512958 Murkland SPED Para</a>	220,932	220,932	52,412.06	12,147.68	.00	168,519.94	23.7%
<a href="#">98010109 512903 Murkland ELL Teach</a>	98,099	98,099	25,703.15	6,047.80	.00	72,395.85	26.2%
<a href="#">98010112 544400 Murkland SA - Gene</a>	36,100	35,400	18,979.75	5,753.49	5,001.40	11,418.85	67.7%
<a href="#">98010803 512903 Murkland Kindergar</a>	285,306	285,306	110,077.21	25,900.52	.00	175,228.79	38.6%
<a href="#">98010903 512903 Murkland Pre-Schoo</a>	142,611	142,611	51,652.12	12,153.44	.00	90,958.88	36.2%
<a href="#">98011003 512903 Murkland Art Teach</a>	63,451	63,451	22,118.19	5,204.28	.00	41,332.81	34.9%
<a href="#">98012003 512903 Murkland Math Teac</a>	80,035	80,035	26,165.55	6,156.60	.00	53,869.45	32.7%
<a href="#">98012603 512903 Murkland Phys. Ed.</a>	50,000	50,000	18,814.58	4,426.96	.00	31,185.42	37.6%
<a href="#">98012803 512903 Murkland Music Tea</a>	83,169	83,169	27,189.80	6,397.60	.00	55,979.20	32.7%
<a href="#">98012903 512903 Murkland Reading T</a>	162,555	162,555	54,813.27	12,897.24	.00	107,741.73	33.7%
<a href="#">98013004 512111 Murkland - Student</a>	7,570	7,620	2,189.28	.00	400.00	5,030.72	34.0%
<a href="#">98036003 512904 Murkland Library A</a>	28,800	28,800	9,415.45	2,215.40	.00	19,384.55	32.7%
<a href="#">98037080 530002 Murkland SA - Prof</a>	15,000	15,000	6,950.00	2,780.00	.00	8,050.00	46.3%
<a href="#">98041103 512101 Murkland Principal</a>	107,411	107,411	41,299.10	8,427.60	.00	66,111.90	38.4%
<a href="#">98041103 512102 Murkland Asst. Pri</a>	100,000	100,000	40,987.94	8,629.04	.00	59,012.06	41.0%
<a href="#">98041103 512902 Murkland School Cl</a>	41,042	41,042	19,755.43	3,184.80	.00	21,286.57	48.1%
<a href="#">98047103 512960 Murkland Custodian</a>	182,116	182,116	69,583.32	10,734.52	.00	112,532.68	38.2%
<b>305 BARTLETT SCHOOL</b>							
<a href="#">98310103 512903 Bartlett Elementar</a>	508,305	508,305	201,312.81	47,367.72	.00	306,992.19	39.6%
<a href="#">98310103 512958 Bartlett Paraprofe</a>	204,530	204,530	70,559.69	16,602.28	.00	133,970.31	34.5%
<a href="#">98310603 512903 Bartlett Middle Sc</a>	270,722	270,722	151,045.35	35,646.00	.00	119,676.65	55.8%
<a href="#">98310606 512903 Bartlett SPED Teac</a>	748,504	748,504	223,966.10	50,970.08	.00	524,537.90	29.9%
<a href="#">98310606 512958 Bartlett SPED Para</a>	288,641	288,641	117,223.28	28,372.40	.00	171,417.72	40.6%
<a href="#">98310609 512903 Bartlett ELL Teach</a>	84,323	84,323	.00	.00	.00	84,323.00	.0%
<a href="#">98310612 544400 Bartlett SA - Gene</a>	34,065	29,655	17,029.13	3,028.10	9,634.28	2,991.59	89.9%
<a href="#">98310624 541000 Bartlett SA - Tech</a>	8,000	8,000	4,820.96	2,160.96	.00	3,179.04	60.3%
<a href="#">98310803 512903 Bartlett Kindergar</a>	170,047	170,047	62,412.95	14,685.40	.00	107,634.05	36.7%
<a href="#">98310903 512903 Bartlett Pre-Schoo</a>	158,765	158,765	55,218.25	16,973.24	.00	103,546.75	34.8%
<a href="#">98311003 512903 Bartlett Art Teach</a>	72,525	72,525	23,709.56	5,578.72	.00	48,815.44	32.7%
<a href="#">98311203 512903 Bartlett Computer</a>	78,622	78,622	25,703.15	6,047.80	.00	52,918.85	32.7%
<a href="#">98311503 512903 Bartlett English T</a>	165,808	165,808	39,579.40	9,312.80	.00	126,228.60	23.9%
<a href="#">98312003 512903 Bartlett Math Teac</a>	187,173	187,173	71,356.99	16,789.88	.00	115,816.01	38.1%
<a href="#">98312603 512903 Bartlett Phys. Ed.</a>	75,783	75,783	24,775.46	5,829.52	.00	51,007.54	32.7%
<a href="#">98312803 512903 Bartlett Music Tea</a>	76,730	76,730	25,084.86	5,902.32	.00	51,645.14	32.7%
<a href="#">98312903 512903 Bartlett Reading T</a>	75,423	75,423	25,330.00	5,960.00	.00	50,093.00	33.6%
<a href="#">98313003 512903 Bartlett Science T</a>	61,753	61,753	20,188.69	4,750.28	.00	41,564.31	32.7%
<a href="#">98313103 512903 Bartlett Social St</a>	47,694	47,694	17,768.06	4,180.72	.00	29,925.94	37.3%
<a href="#">98335003 512105 Bartlett Guidance</a>	83,911	83,911	29,046.06	6,454.68	.00	54,864.94	34.6%
<a href="#">98336003 512904 Bartlett Library A</a>	27,969	27,969	9,415.45	2,215.40	.00	18,553.55	33.7%
<a href="#">98336006 541601 Bartlett SA - Libr</a>	2,000	2,000	1,348.74	343.18	94.46	556.80	72.2%
<a href="#">98337030 530002 Bartlett SA - Prof</a>	14,000	14,000	7,230.43	1,889.67	.00	6,769.57	51.6%




FOR 2018 06

	ORIGINAL APPROP	REVISED BUDGET	YTD EXPENDED	MTD EXPENDED	ENCUMBRANCES	AVAILABLE BUDGET	PCT USED
<a href="#">98341103 512101 Bartlett Principal</a>	121,497	121,497	45,581.86	9,347.76	.00	75,915.14	37.5%
<a href="#">98341103 512102 Bartlett Asst. Pri</a>	102,391	102,391	37,412.14	7,876.24	.00	64,978.86	36.5%
<a href="#">98341103 512902 Bartlett School Cl</a>	41,402	41,402	22,303.34	3,184.80	.00	19,098.66	53.9%
<a href="#">98341112 512111 STUDENT BODY ACTIV</a>	7,295	7,099	1,343.75	1,193.75	826.25	4,929.00	30.6%
<a href="#">98347103 512960 Bartlett Custodian</a>	182,467	182,467	66,393.28	10,430.93	.00	116,073.72	36.4%
<b>310 BUTLER SCHOOL</b>							
<a href="#">98410603 512903 Butler Middle Scho</a>	740,518	721,788	194,268.45	43,799.56	.00	527,519.55	26.9%
<a href="#">98410603 512958 Butler Paraprofess</a>	166,191	166,191	64,063.77	14,614.08	.00	102,127.23	38.5%
<a href="#">98410604 541500 BASIC TEXT</a>	625	625	.00	.00	.00	625.00	.0%
<a href="#">98410606 512903 Butler SPED Teache</a>	604,170	604,170	206,629.22	48,618.64	.00	397,540.78	34.2%
<a href="#">98410606 512958 Butler SPED Parapr</a>	133,687	133,687	21,285.57	4,611.64	.00	112,401.43	15.9%
<a href="#">98410609 512903 Butler ELL Teacher</a>	291,129	291,129	98,530.64	23,183.68	.00	192,598.36	33.8%
<a href="#">98410612 544400 Butler SA - Genera</a>	30,000	24,780	14,992.50	2,249.64	5,765.18	4,022.32	83.8%
<a href="#">98410624 541000 Butler SA - Techno</a>	6,500	3,000	.00	.00	.00	3,000.00	.0%
<a href="#">98411003 512903 Butler Art Teacher</a>	144,385	144,385	22,118.19	5,204.28	.00	122,266.81	15.3%
<a href="#">98411503 512903 Butler English Tea</a>	263,623	263,623	77,661.10	18,273.20	.00	185,961.90	29.5%
<a href="#">98412003 512903 Butler Math Teache</a>	376,512	376,512	159,907.10	37,625.20	.00	216,604.90	42.5%
<a href="#">98412603 512903 Butler Phys. Ed. T</a>	157,244	157,244	55,035.57	12,238.04	.00	102,208.43	35.0%
<a href="#">98412803 512903 Butler Music Teach</a>	159,887	159,887	93,432.00	21,984.00	.00	66,455.00	58.4%
<a href="#">98413003 512903 Butler Science Tea</a>	163,553	163,553	43,883.29	10,325.48	.00	119,669.71	26.8%
<a href="#">98413103 512903 Butler Social Stud</a>	133,109	133,109	44,351.13	10,435.56	.00	88,757.87	33.3%
<a href="#">98435003 512105 Butler Guidance Co</a>	80,941	80,941	28,271.70	6,282.60	.00	52,669.30	34.9%
<a href="#">98436003 512904 Butler Library Aid</a>	18,777	18,777	.00	.00	.00	18,777.00	.0%
<a href="#">98437031 530002 Butler SA - Prof.</a>	22,130	30,630	5,765.00	1,755.00	.00	24,865.00	18.8%
<a href="#">98441103 512101 Butler Principal</a>	117,100	117,100	43,932.03	9,009.48	.00	73,167.97	37.5%
<a href="#">98441103 512102 Butler Asst. Princ</a>	113,625	113,625	40,816.37	8,592.92	.00	72,808.63	35.9%
<a href="#">98441103 512902 Butler School Cler</a>	38,807	38,807	18,526.52	2,985.20	.00	20,280.48	47.7%
<a href="#">98441112 512111 STUDENT BODY ACTIV</a>	6,809	7,320	3,482.96	795.00	2,650.00	1,186.54	83.8%
<a href="#">98447103 512960 Butler Custodian</a>	146,018	146,018	87,086.32	13,443.13	.00	58,931.68	59.6%
<b>315 DALEY SCHOOL</b>							
<a href="#">98510603 512903 Daley Middle Schoo</a>	879,636	879,636	278,784.02	65,596.24	.00	600,851.98	31.7%
<a href="#">98510603 512958 Daley Paraprofessi</a>	121,451	121,451	54,408.84	12,802.08	.00	67,042.16	44.8%
<a href="#">98510606 512903 Daley SPED Teacher</a>	811,677	811,677	250,130.35	58,854.20	.00	561,546.65	30.8%
<a href="#">98510606 512958 Daley SPED Parapro</a>	308,640	308,640	124,569.19	30,278.08	.00	184,070.81	40.4%
<a href="#">98510609 512903 Daley ELL Teacher</a>	163,193	163,193	53,351.44	12,553.28	.00	109,841.56	32.7%
<a href="#">98510612 544400 Daley SA - General</a>	42,000	43,700	19,429.48	568.88	5,031.29	19,239.23	56.0%
<a href="#">98510615 541600 Daley SA - Textboo</a>	3,360	3,360	.00	.00	95.66	3,264.34	2.8%
<a href="#">98510624 541000 Daley SA - Technol</a>	5,000	5,000	2,858.91	.00	514.00	1,627.09	67.5%




FOR 2018 06

	ORIGINAL APPROP	REVISED BUDGET	YTD EXPENDED	MTD EXPENDED	ENCUMBRANCES	AVAILABLE BUDGET	PCT USED
<a href="#">98511003 512903 Daley Art Teacher</a>	75,783	75,783	24,775.46	5,829.52	.00	51,007.54	32.7%
<a href="#">98511203 512903 Daley Computer Tea</a>	79,373	79,373	25,948.97	6,105.64	.00	53,424.03	32.7%
<a href="#">98511503 512903 Daley English Teac</a>	238,392	238,392	78,180.47	18,395.48	.00	160,211.53	32.8%
<a href="#">98511903 512903 Daley Tech. Ed. Te</a>	81,265	81,265	26,567.26	6,251.12	.00	54,697.74	32.7%
<a href="#">98512003 512903 Daley Math Teacher</a>	448,058	448,058	177,795.69	41,834.28	.00	270,262.31	39.7%
<a href="#">98512603 512903 Daley Phys. Ed. Te</a>	240,066	240,066	78,483.90	18,466.80	.00	161,582.10	32.7%
<a href="#">98512803 512903 Daley Music Teache</a>	88,326	88,326	55,820.18	13,134.16	.00	32,505.82	63.2%
<a href="#">98513003 512903 Daley Science Teac</a>	244,244	244,244	53,281.40	12,536.80	.00	190,962.60	21.8%
<a href="#">98513103 512903 Daley Social Studi</a>	241,276	241,276	85,489.09	20,115.08	.00	155,786.91	35.4%
<a href="#">98535003 512105 Daley Guidance Cou</a>	88,623	88,623	30,677.04	6,817.12	.00	57,945.96	34.6%
<a href="#">98536003 512904 Daley Library Aide</a>	21,422	21,422	7,003.70	1,647.93	.00	14,418.30	32.7%
<a href="#">98536006 541601 Daley SA - Library</a>	4,000	4,000	2,857.38	.00	.00	1,142.62	71.4%
<a href="#">98537031 530002 Daley SA - Prof. D</a>	20,000	20,000	7,986.25	1,665.00	.00	12,013.75	39.9%
<a href="#">98541103 512101 Daley Principal</a>	131,067	131,067	49,170.64	10,083.92	.00	81,896.36	37.5%
<a href="#">98541103 512102 Daley Asst. Princi</a>	110,158	110,158	40,249.79	8,473.64	.00	69,908.21	36.5%
<a href="#">98541103 512902 Daley School Clerk</a>	42,291	42,291	20,332.25	3,253.16	.00	21,958.75	48.1%
<a href="#">98541112 512111 STUDENT BODY ACTIV</a>	8,169	8,536	555.00	555.00	.00	7,981.00	6.5%
<a href="#">98547103 512960 Daley Custodian</a>	186,735	186,735	105,371.41	16,512.22	.00	81,363.59	56.4%
<b>330 ROBINSON SCHOOL</b>							
<a href="#">98610603 512903 Robinson Middle Sc</a>	1,014,035	995,305	202,012.53	45,891.56	.00	793,292.47	20.3%
<a href="#">98610603 512958 Robinson Paraprofe</a>	165,448	165,448	73,071.04	18,229.76	.00	92,376.96	44.2%
<a href="#">98610606 512903 Robinson SPED Teac</a>	763,284	763,284	255,496.38	57,915.63	.00	507,787.62	33.5%
<a href="#">98610606 512958 Robinson SPED Para</a>	118,173	118,173	57,731.03	15,729.20	.00	60,441.97	48.9%
<a href="#">98610609 512903 Robinson ELL Teach</a>	294,544	294,544	124,503.41	29,294.92	.00	170,040.59	42.3%
<a href="#">98610612 544400 Robinson SA - Gene</a>	36,880	42,235	20,790.33	7,741.00	5,797.07	15,647.60	63.0%
<a href="#">98610624 541000 Robinson SA - Tech</a>	15,000	15,000	245.25	245.25	178.99	14,575.76	2.8%
<a href="#">98611003 512903 Robinson Art Teach</a>	126,730	126,730	25,084.86	5,902.32	.00	101,645.14	19.8%
<a href="#">98611503 512903 Robinson English T</a>	394,212	394,212	262,002.63	58,759.56	.00	132,209.37	66.5%
<a href="#">98612003 512903 Robinson Math Teac</a>	480,042	480,042	219,592.40	51,668.80	.00	260,449.60	45.7%
<a href="#">98612603 512903 Robinson Phys. Ed.</a>	242,560	242,560	53,594.88	12,610.56	.00	188,965.12	22.1%
<a href="#">98612803 512903 Robinson Music Tea</a>	130,514	130,514	58,449.57	13,752.84	.00	72,064.43	44.8%
<a href="#">98613003 512903 Robinson Science T</a>	199,094	199,094	44,228.22	10,406.64	.00	154,865.78	22.2%
<a href="#">98613103 512903 Robinson Social St</a>	135,127	135,127	51,121.73	15,419.56	.00	84,005.27	37.8%
<a href="#">98635003 512105 Robinson Guidance</a>	85,401	85,401	29,561.76	6,569.28	.00	55,839.24	34.6%
<a href="#">98636003 512904 Robinson Library A</a>	27,968	27,968	11,320.50	2,663.64	.00	16,647.50	40.5%
<a href="#">98637033 530002 Robinson SA - Prof</a>	15,000	15,000	3,237.00	2,917.00	289.00	11,474.00	23.5%
<a href="#">98641103 512101 Robinson Principal</a>	114,414	114,414	88,928.60	18,764.60	.00	25,485.40	77.7%
<a href="#">98641103 512102 Robinson Asst. Pri</a>	108,703	108,703	40,941.20	8,619.20	.00	67,761.80	37.7%
<a href="#">98641103 512902 Robinson School Cl</a>	43,017	43,017	20,332.25	3,253.16	.00	22,684.75	47.3%
<a href="#">98641112 512111 STUDENT BODY ACTIV</a>	7,650	8,032	346.19	.00	.00	7,685.81	4.3%
<a href="#">98647103 512960 Robinson Custodian</a>	226,225	226,225	85,369.92	13,695.20	.00	140,855.08	37.7%




FOR 2018 06

	ORIGINAL APPROP	REVISED BUDGET	YTD EXPENDED	MTD EXPENDED	ENCUMBRANCES	AVAILABLE BUDGET	PCT USED
335 ROGERS SCHOOL							
<a href="#">98710603 512903 Rogers Middle Scho</a>	362,033	343,303	116,725.91	27,464.92	.00	226,577.09	34.0%
<a href="#">98710603 512958 Rogers Paraprofess</a>	264,406	264,406	159,543.89	37,310.56	.00	104,862.11	60.3%
<a href="#">98710605 512111 STUDENT BODY ACTIV</a>	8,378	9,840	.00	.00	4,300.50	5,539.50	43.7%
<a href="#">98710606 512903 Rogers SPED Teache</a>	515,579	515,579	215,413.63	51,161.49	.00	300,165.37	41.8%
<a href="#">98710606 512958 Rogers SPED Parapr</a>	384,891	384,891	111,408.90	27,484.26	.00	273,482.10	28.9%
<a href="#">98710609 512903 Rogers ELL Teacher</a>	163,382	163,382	61,970.44	14,581.28	.00	101,411.56	37.9%
<a href="#">98710612 544400 Rogers SA - Genera</a>	40,000	53,100	22,601.70	7,438.31	2,752.54	27,745.76	47.7%
<a href="#">98710617 512903 Rogers Pre-School</a>	160,971	145,696	28,025.35	6,594.20	.00	117,670.65	19.2%
<a href="#">98710619 512903 Rogers Elementary</a>	1,396,610	1,396,610	453,473.48	106,522.88	.00	943,136.52	32.5%
<a href="#">98710620 512903 Rogers Kindergarte</a>	291,202	291,202	101,969.91	23,992.92	.00	189,232.09	35.0%
<a href="#">98711003 512903 Rogers Art Teacher</a>	71,344	71,344	23,324.00	5,488.00	.00	48,020.00	32.7%
<a href="#">98712003 512903 Rogers Math Teache</a>	50,000	50,000	.00	.00	.00	50,000.00	.0%
<a href="#">98712603 512903 Rogers Phys. Ed Te</a>	138,727	138,727	58,592.77	14,498.04	.00	80,134.23	42.2%
<a href="#">98712803 512903 Rogers Music Teach</a>	86,824	86,824	28,384.39	6,678.68	.00	58,439.61	32.7%
<a href="#">98713003 512903 Rogers Science Tea</a>	79,012	79,012	25,948.97	6,105.64	.00	53,063.03	32.8%
<a href="#">98713103 512903 Rogers Social Stud</a>	0	0	14,800.88	3,482.56	.00	-14,800.88	100.0%*
<a href="#">98735003 512105 Rogers Guidance Co</a>	80,941	80,941	33,112.08	7,358.24	.00	47,828.92	40.9%
<a href="#">98736003 512904 Rogers Library Aid</a>	20,824	20,824	.00	.00	.00	20,824.00	.0%
<a href="#">98737033 530002 Rogers SA - Prof.</a>	15,000	15,000	5,395.00	1,265.00	89.00	9,516.00	36.6%
<a href="#">98741103 512101 Rogers Principal</a>	126,675	126,675	48,108.24	9,870.32	.00	78,566.76	38.0%
<a href="#">98741103 512102 Rogers Asst. Princ</a>	115,057	115,057	42,039.97	8,850.52	.00	73,017.03	36.5%
<a href="#">98741103 512902 Rogers School Cler</a>	40,106	40,106	19,755.42	3,184.80	.00	20,350.58	49.3%
<a href="#">98747103 512960 Rogers Custodian</a>	223,991	223,991	74,378.56	13,835.52	.00	149,612.44	33.2%
340 SULLIVAN SCHOOL							
<a href="#">98810603 512903 Sullivan Middle Sc</a>	938,944	920,214	273,069.30	64,251.60	.00	647,144.70	29.7%
<a href="#">98810603 512958 Sullivan Paraprofe</a>	128,113	128,113	71,292.41	16,360.48	.00	56,820.59	55.6%
<a href="#">98810606 512903 Sullivan SPED Teac</a>	750,550	750,550	242,739.74	57,480.32	.00	507,810.26	32.3%
<a href="#">98810606 512958 Sullivan SPED Para</a>	136,593	136,593	77,031.03	19,825.56	.00	59,561.97	56.4%
<a href="#">98810609 512903 Sullivan ELL Teach</a>	319,735	319,735	91,068.66	21,427.92	.00	228,666.34	28.5%
<a href="#">98810612 544400 Sullivan SA - Gene</a>	57,257	47,310	21,676.30	1,199.99	5,938.87	19,694.83	58.4%
<a href="#">98810624 541000 Sullivan SA - Tech</a>	9,000	3,166	2,156.03	59.59	999.50	10.71	99.7%
<a href="#">98811003 512903 Sullivan Art Teach</a>	159,478	159,478	52,136.79	12,267.48	.00	107,341.21	32.7%
<a href="#">98811503 512903 Sullivan English T</a>	396,935	396,935	158,148.28	37,211.36	.00	238,786.72	39.8%
<a href="#">98811903 512903 Sullivan Tech. Ed.</a>	55,609	55,609	18,180.14	4,277.68	.00	37,428.86	32.7%
<a href="#">98812003 512903 Sullivan Math Teac</a>	469,091	469,091	99,860.72	23,496.64	.00	369,230.28	21.3%
<a href="#">98812603 512903 Sullivan Phys. Ed.</a>	165,749	165,749	54,186.99	12,749.88	.00	111,562.01	32.7%
<a href="#">98812803 512903 Sullivan Music Tea</a>	139,121	139,121	45,481.63	10,701.56	.00	93,639.37	32.7%



FOR 2018 06


	ORIGINAL APPROP	REVISED BUDGET	YTD EXPENDED	MTD EXPENDED	ENCUMBRANCES	AVAILABLE BUDGET	PCT USED
<a href="#">98813003 512903 Sullivan Science T</a>	158,658	158,658	50,835.95	11,961.40	.00	107,822.05	32.0%
<a href="#">98813103 512903 Sullivan Social St</a>	146,322	146,322	47,836.64	11,255.68	.00	98,485.36	32.7%
<a href="#">98835003 512105 Sullivan Guidance</a>	90,440	90,440	31,306.50	6,957.00	.00	59,133.50	34.6%
<a href="#">98836003 512904 Sullivan Library A</a>	31,098	31,098	10,166.67	2,392.16	.00	20,931.33	32.7%
<a href="#">98837034 530002 Sullivan SA - Prof</a>	9,200	20,034	7,298.75	2,792.50	1,162.60	11,572.41	42.2%
<a href="#">98841103 512101 Sullivan Principal</a>	109,000	109,000	45,673.15	9,615.40	.00	63,326.85	41.9%
<a href="#">98841103 512102 Sullivan Asst. Pri</a>	112,050	112,050	41,347.80	9,025.80	.00	70,702.20	36.9%
<a href="#">98841103 512902 Sullivan School Cl</a>	41,402	41,402	19,905.00	3,184.80	.00	21,497.00	48.1%
<a href="#">98841112 512111 STUDENT BODY ACTIV</a>	8,108	7,873	.00	.00	.00	7,873.00	.0%
<a href="#">98847103 512960 Sullivan Custodian</a>	133,816	133,816	90,587.79	14,967.93	.00	43,228.21	67.7%
<b>345 WANG SCHOOL</b>							
<a href="#">98910603 512903 Wang Middle School</a>	1,186,146	1,167,416	311,852.59	73,377.08	.00	855,563.41	26.7%
<a href="#">98910603 512958 Wang Paraprofessio</a>	57,808	57,808	27,589.19	6,650.88	.00	30,218.81	47.7%
<a href="#">98910606 512903 Wang SPED Teacher</a>	632,961	632,961	207,860.87	48,908.44	.00	425,100.13	32.8%
<a href="#">98910606 512958 Wang SPED Paraprof</a>	131,087	131,087	38,199.81	8,230.68	.00	92,887.19	29.1%
<a href="#">98910609 512903 Wang ELL Teacher</a>	300,299	300,299	98,419.63	23,157.56	.00	201,879.37	32.8%
<a href="#">98910612 544400 Wang SA - General</a>	45,000	48,300	34,840.82	2,793.91	8,182.00	5,277.18	89.1%
<a href="#">98910615 541600 Wang Textbooks</a>	5,000	5,000	726.00	.00	.00	4,274.00	14.5%
<a href="#">98910624 541000 Wang SA - Technolo</a>	5,000	5,000	2,309.11	2,309.11	.00	2,690.89	46.2%
<a href="#">98911003 512903 Wang Art Teacher</a>	137,536	137,536	34,989.57	8,232.84	.00	102,546.43	25.4%
<a href="#">98911203 512903 Wang Computer Teac</a>	50,000	50,000	.00	.00	.00	50,000.00	.0%
<a href="#">98911503 512903 Wang English Teach</a>	307,507	307,507	119,674.05	28,158.60	.00	187,832.95	38.9%
<a href="#">98912003 512903 Wang Math Teacher</a>	313,981	313,981	172,127.49	40,235.88	.00	141,853.51	54.8%
<a href="#">98912603 512903 Wang Phys. Ed. Tea</a>	159,479	159,479	73,263.37	17,238.44	.00	86,215.63	45.9%
<a href="#">98912803 512903 Wang Music Teacher</a>	154,082	154,082	50,372.87	11,852.44	.00	103,709.13	32.7%
<a href="#">98913003 512903 Wang Science Teach</a>	216,420	216,420	72,335.85	17,020.20	.00	144,084.15	33.4%
<a href="#">98913103 512903 Wang Social Studie</a>	211,145	211,145	69,028.16	16,241.92	.00	142,116.84	32.7%
<a href="#">98935003 512105 Wang Guidance Coun</a>	80,941	80,941	28,017.90	6,226.20	.00	52,923.10	34.6%
<a href="#">98936003 512904 Wang Library Aide</a>	27,968	27,968	9,143.62	2,151.44	.00	18,824.38	32.7%
<a href="#">98936006 541601 Wang SA - Library/</a>	1,500	1,500	556.32	556.32	.00	943.68	37.1%
<a href="#">98937034 530002 Wang SA - Prof. De</a>	15,880	15,880	8,393.82	2,337.66	.00	7,486.18	52.9%
<a href="#">98941103 512101 Wang Principal</a>	134,983	134,983	50,191.14	10,359.60	.00	84,791.86	37.2%
<a href="#">98941103 512102 Wang Asst. Princip</a>	105,699	105,699	39,943.55	8,361.80	.00	65,755.45	37.8%
<a href="#">98941103 512902 Wang School Clerk</a>	41,402	41,402	19,905.00	3,184.80	.00	21,497.00	48.1%
<a href="#">98941104 541500 BASIC TEXT</a>	625	625	.00	.00	.00	625.00	.0%
<a href="#">98941112 512111 STUDENT BODY ACTIV</a>	8,591	8,450	375.90	.00	3,800.00	4,274.10	49.4%
<a href="#">98947103 512960 Wang Custodian</a>	183,376	183,376	89,199.29	14,015.88	.00	94,176.71	48.6%
<b>505 LOWELL HIGH SCHOOL</b>							
<a href="#">99010706 512106 LHS Headmaster</a>	145,621	145,621	57,966.51	10,769.24	.00	87,654.49	39.8%






FOR 2018 06

	ORIGINAL APPROP	REVISED BUDGET	YTD EXPENDED	MTD EXPENDED	ENCUMBRANCES	AVAILABLE BUDGET	PCT USED
99010706 512108 LHS Housemaster	439,668	439,668	164,578.57	34,648.12	.00	275,089.43	37.4%
99010707 512914 LHS Discipline & O	99,329	99,329	40,634.64	9,029.92	.00	58,694.36	40.9%
99010708 512112 LHS - Coord. of Stu	115,903	115,903	55,722.25	8,915.56	.00	60,180.75	48.1%
99010709 512903 LHS R.O.T.C. Teach	210,557	210,557	118,034.18	13,966.95	.00	92,522.82	56.1%
99010712 512903 LHS SPED Teacher	2,141,154	2,141,154	701,609.69	161,612.68	.00	1,439,544.31	32.8%
99010712 512958 LHS SPED Paraprofe	626,160	626,160	226,148.98	54,069.20	.00	400,011.02	36.1%
99010718 524006 LHS SA - Rental of	18,000	18,000	.00	.00	.00	18,000.00	.0%
99010718 544400 LHS SA - General S	110,740	111,631	41,918.73	3,311.89	22,188.72	47,523.12	57.4%
99010719 512903 LHS ELL Teacher	1,152,197	1,152,197	395,687.58	93,102.96	.00	756,509.42	34.3%
99010721 541600 LHS SA - Textbooks	111,458	112,372	68,581.38	725.50	18,317.42	25,473.20	77.3%
99011003 512109 LHS Academic Chair	114,441	114,441	41,814.82	8,803.12	.00	72,626.18	36.5%
99011006 512903 LHS Art Teacher	319,960	319,960	103,822.74	24,428.88	.00	216,137.26	32.4%
99011207 512917 LHS Computer Repai	89,219	89,219	37,589.97	5,842.30	.00	51,629.03	42.1%
99011503 512109 LHS Academic Chair	109,294	109,294	39,934.58	8,407.28	.00	69,359.42	36.5%
99011506 512903 LHS English Teache	2,170,620	2,170,620	686,682.67	158,562.39	.00	1,483,937.33	31.6%
99011603 512109 LHS Academic Chair	107,478	107,478	60,423.48	13,244.64	.00	47,054.52	56.2%
99011606 512903 LHS Foreign Langua	1,327,353	1,327,353	432,174.76	101,688.16	.00	895,178.24	32.6%
99012003 512109 LHS Academic Chair	102,766	102,766	37,549.51	7,905.16	.00	65,216.49	36.5%
99012006 512903 LHS Math Teacher	2,020,644	2,020,644	695,863.72	163,732.64	.00	1,324,780.28	34.4%
99012603 512109 LHS Academic Chair	56,315	56,315	.00	.00	.00	56,315.00	.0%
99012606 512903 LHS Phys. Ed. Teac	1,113,050	1,113,050	434,527.48	102,241.76	.00	678,522.52	39.0%
99012706 512903 LHS Business Teach	387,141	387,141	101,992.35	23,998.20	.00	285,148.65	26.3%
99012806 512110 Instrumental Band	7,500	7,500	2,500.00	2,500.00	.00	5,000.00	33.3%
99012806 512903 LHS Music Teacher	206,674	206,674	24,505.60	6,025.92	.00	182,168.40	11.9%
99013003 512109 LHS Academic Chair	109,294	109,294	39,934.58	8,407.28	.00	69,359.42	36.5%
99013006 512903 LHS Science Teache	2,031,284	2,031,284	620,976.24	143,105.16	.00	1,410,307.76	30.6%
99013103 512109 LHS Academic Chair	106,367	106,367	38,864.50	8,182.00	.00	67,502.50	36.5%
99013106 512903 LHS Social Studies	1,990,596	1,990,596	648,193.77	146,141.96	.00	1,342,402.23	32.6%
99013203 512903 LHS Culinary Arts	174,664	174,664	58,248.97	13,869.56	.00	116,415.03	33.3%
99013403 512903 LHS Dance Teacher	132,582	132,582	65,591.74	14,587.02	.00	66,990.26	49.5%
99020103 512109 LHS Academic Chair	102,766	102,766	36,731.75	7,733.00	.00	66,034.25	35.7%
99028004 512903 LHS In-House Suspe	142,358	142,358	46,540.39	10,950.68	.00	95,817.61	32.7%
99028005 541500 BASIC TEXT	2,500	2,500	.00	.00	.00	2,500.00	.0%
99028104 512135 LHS Social Worker	435,915	435,915	123,594.11	28,319.08	.00	312,320.89	28.4%
99030306 512112 LHS Student Supt S	94,013	94,013	34,350.86	7,231.76	.00	59,662.14	36.5%
99030306 512968 LHS Freshman Acade	107,936	107,936	39,437.92	8,302.72	.00	68,498.08	36.5%
99030502 512111 LHS Student Activi	144,951	144,951	43,069.33	43,069.33	.00	101,881.67	29.7%
99030502 512122 LHS Student Activi	76,730	76,730	25,084.86	5,902.32	.00	51,645.14	32.7%
99030504 544400 LHS Student Activi	34,000	34,000	13,451.25	2,022.50	3,351.25	17,197.50	49.4%
99030510 541000 LHS SA - Technolog	81,000	81,000	55,738.32	9,609.89	3,437.24	21,824.44	73.1%
99031003 512113 LHS Coaches - Inte	455,522	455,522	176,659.14	57,419.05	.00	278,862.86	38.8%
99031003 512114 LHS Coaches - Intr	66,000	66,000	11,134.00	7,070.00	18,250.00	36,616.00	44.5%
99031003 512115 LHS Administrator	56,315	56,315	53,574.39	8,699.16	.00	2,740.61	95.1%
99031005 530000 LHS Athletics - Co	83,500	89,000	35,600.00	17,800.00	47,900.00	5,500.00	93.8%




FOR 2018 06

	ORIGINAL APPROP	REVISED BUDGET	YTD EXPENDED	MTD EXPENDED	ENCUMBRANCES	AVAILABLE BUDGET	PCT USED
<a href="#">99031006 530002 LHS Athletics - Co</a>	31,826	31,826	8,003.88	5,416.00	6,000.00	17,822.12	44.0%
<a href="#">99031009 544400 LHS Athletics - Su</a>	172,840	169,717	53,281.27	2,895.00	25,833.14	90,602.42	46.6%
<a href="#">99031012 577615 LHS Athletics - Tr</a>	130,000	130,000	46,267.50	1,600.00	3,232.50	80,500.00	38.1%
<a href="#">99032003 512903 LHS Video Producti</a>	72,525	72,525	23,709.56	5,578.72	.00	48,815.44	32.7%
<a href="#">99033007 512124 LHS Director of Cu</a>	110,523	110,523	53,136.00	8,501.76	.00	57,387.00	48.1%
<a href="#">99035003 512105 LHS Guidance Couns</a>	1,208,660	1,208,660	471,919.68	104,871.04	.00	736,740.32	39.0%
<a href="#">99035006 512902 LHS Guidance Clerk</a>	212,423	212,423	102,100.02	16,336.00	.00	110,322.98	48.1%
<a href="#">99035009 544400 LHS Guidance - Sup</a>	8,000	14,375	6,724.51	.00	2,597.75	5,052.74	64.9%
<a href="#">99036003 512103 LHS Library Media</a>	86,072	86,072	28,138.74	6,620.88	.00	57,933.26	32.7%
<a href="#">99036006 512904 LHS Library Aide</a>	58,469	58,469	22,118.56	5,204.36	.00	36,350.44	37.8%
<a href="#">99037006 512903 LHS Lead Teacher S</a>	18,000	18,000	.00	.00	.00	18,000.00	.0%
<a href="#">99037050 530002 LHS SA - Prof. Dev</a>	25,000	25,000	8,390.00	1,995.00	7,400.00	9,210.00	63.2%
<a href="#">99041006 512207 LHS Bursar/Fin. Sp</a>	46,348	46,348	22,282.50	3,565.20	.00	24,065.50	48.1%
<a href="#">99041103 512902 LHS School Clerk</a>	534,627	534,627	256,285.12	41,058.85	.00	278,341.88	47.9%
<a href="#">99041205 512970 LHS Student Data A</a>	78,626	78,626	38,206.03	6,048.16	.00	40,419.97	48.6%
<a href="#">99041207 512921 LHS Computer Netwo</a>	67,469	67,469	2,075.94	.00	.00	65,393.06	3.1%
<a href="#">99041403 512915 LHS Security Guard</a>	342,432	342,432	163,681.54	29,275.79	.00	178,750.46	47.8%
<a href="#">99047103 512959 LHS H.V.A.C. Techn</a>	0	0	.00	-131.23	.00	.00	.0%
<a href="#">99047103 512960 LHS Custodian</a>	310,327	310,327	427,245.41	64,991.77	.00	-116,918.41	137.7%*
<a href="#">99310301 512907 Sick Leave Buy Bac</a>	1,200,000	1,190,000	372,887.61	3,864.08	.00	817,112.39	31.3%
<a href="#">99310301 514800 Longevity - System</a>	40,000	40,000	24,794.26	22,664.70	.00	15,205.74	62.0%
<a href="#">99328102 570703 Dual Enrollment Pr</a>	45,000	45,000	45,000.00	45,000.00	.00	.00	100.0%
<b>705 MCHUGH/BRADY ALTERNATIVE SCH</b>							
<a href="#">99210603 512903 PROF STAFF/ TEACHE</a>	0	0	22,118.19	5,204.28	.00	-22,118.19	100.0%*
<a href="#">99210606 512958 PARA-PROFESSIONAL</a>	0	0	8,422.12	2,406.32	.00	-8,422.12	100.0%*
<a href="#">99210609 512110 SCHOOLCOORDINATORS</a>	90,637	90,637	41,157.99	8,664.84	.00	49,479.01	45.4%
<a href="#">99210612 544400 Brady - General Su</a>	0	7,757	798.23	798.23	.00	6,958.57	10.3%
<a href="#">99210618 541600 Brady/McHugh - Tex</a>	15,000	7,243	5,105.46	676.20	2,137.74	.00	100.0%
<a href="#">99211503 512903 McHugh English Tea</a>	97,862	97,862	40,931.24	9,630.88	.00	56,930.76	41.8%
<a href="#">99212003 512903 McHugh Math Teache</a>	58,913	58,913	26,333.00	6,196.00	.00	32,580.00	44.7%
<a href="#">99213003 512903 McHugh Science Tea</a>	60,500	60,500	21,152.76	4,977.12	.00	39,347.24	35.0%
<a href="#">99213103 512903 McHugh Social Stud</a>	47,693	47,693	16,967.02	3,992.24	.00	30,725.98	35.6%
<a href="#">99228103 512135 SOCIAL WORKER</a>	129,244	129,244	46,666.29	10,599.36	.00	82,577.71	36.1%
<a href="#">99237070 512903 SW PROF STAFF/CLAS</a>	27,175	27,175	11,251.38	2,938.56	.00	15,923.62	41.4%
<a href="#">99241103 512902 NONINSTRUCT/SEC&amp;CL</a>	57,560	57,560	21,031.48	4,427.68	.00	36,528.52	36.5%
<a href="#">99241106 512111 STUDENT BODY ACTIV</a>	100	395	.00	.00	.00	395.00	.0%
<a href="#">99247103 512903 McHugh Brady Custo</a>	44,151	0	.00	.00	.00	.00	.0%
<a href="#">99247103 512960 Riverside Custodia</a>	0	44,151	21,626.27	3,396.20	.00	22,524.73	49.0%
<b>805 SYSTEMWIDE SCHOOLS</b>							
<a href="#">99010006 577724 Testing &amp; Evaluati</a>	1,000	1,000	.00	.00	.00	1,000.00	.0%




FOR 2018 06

	ORIGINAL APPROP	REVISED BUDGET	YTD EXPENDED	MTD EXPENDED	ENCUMBRANCES	AVAILABLE BUDGET	PCT USED
99300003 577771 School Committee S	130,855	130,855	.00	.00	.00	130,855.00	.0%
99300004 512110 Coordinator of Res	107,947	107,947	51,897.00	8,303.52	.00	56,050.00	48.1%
99305120 544400 Supplies - Mathema	58,000	58,000	.00	.00	.00	58,000.00	.0%
99310004 544400 Supplies & Textboo	347,620	693,225	540,710.48	144,027.60	68,980.86	83,534.10	87.9%
99310006 575268 Modular Classroom	152,000	152,000	60,234.15	60,234.15	84,327.85	7,438.00	95.1%
99310008 512918 Teacher Acad. Ment	30,600	30,600	12,200.00	12,200.00	.00	18,400.00	39.9%
99310008 512963 Teacher Acad. Ment	145,000	121,900	62,850.00	62,850.00	.00	59,050.00	51.6%
99310008 518300 Teacher Acad. Inst	65,000	66,500	20,300.00	2,900.00	.00	46,200.00	30.5%
99310008 571801 Teacher Acad. Ince	75,000	99,700	100,600.00	100,600.00	.00	-900.00	100.9%*
99310103 512401 Day-to-Day Substit	1,198,105	1,198,105	541,266.15	159,508.75	.00	656,838.85	45.2%
99310103 512402 Long Term Substitu	700,000	700,000	309,200.58	105,642.58	.00	390,799.42	44.2%
99310103 514800 Longevity - System	0	0	136.94	136.94	.00	-136.94	100.0%*
99310303 530103 Pre-Employment Phy	30,000	40,000	31,985.00	16,125.00	8,015.00	.00	100.0%
99310305 512963 STIPENDS- OTHER	75,600	75,600	37,800.00	37,800.00	.00	37,800.00	50.0%
99310306 512903 SW PROF STAFF/CLAS	35,000	35,000	35,000.00	.00	.00	.00	100.0%
99311202 512917 District Webmaster	67,469	67,469	32,534.32	5,189.92	.00	34,934.68	48.2%
99311203 512112 Tech. Instr. Supor	335,616	335,616	116,949.24	25,988.72	.00	218,666.76	34.8%
99311203 512120 Director of Techno	90,000	90,000	43,269.25	6,923.08	.00	46,730.75	48.1%
99311204 530002 Instructional Tech	773,165	775,656	775,656.12	.00	.00	.00	100.0%
99311204 540900 Instructional Tech	125,000	143,497	106,812.35	4,089.40	33,147.90	3,536.53	97.5%
99311204 541000 Instructional Tech	200,000	170,199	99,740.35	479.96	27,970.25	42,488.40	75.0%
99311206 530002 Instructional Tech	50,000	54,979	11,915.30	2,442.30	8,846.70	34,216.70	37.8%
99312003 512110 Coordinator of Mat	103,922	103,922	50,497.00	8,079.52	.00	53,425.00	48.6%
99312603 544400 LHS R.O.T.C. Suppl	1,000	1,000	.00	.00	.00	1,000.00	.0%
99312606 577615 LHS R.O.T.C. Trans	3,000	3,000	1,612.50	1,272.50	1,387.50	.00	100.0%
99312606 577730 LHS R.O.T.C. Equip	1,000	1,000	.00	.00	.00	1,000.00	.0%
99312804 541500 Supplies - Instrum	5,000	5,000	.00	.00	.00	5,000.00	.0%
99312804 542000 Instrumental Music	54,300	54,300	27,995.97	4,552.50	7,690.00	18,614.03	65.7%
99312805 512903 Instrumental Music	160,632	160,632	.00	.00	.00	160,632.00	.0%
99312808 530112 Band Camp - LHS	1,800	1,800	.00	.00	.00	1,800.00	.0%
99312808 539900 Monday Night Band	10,500	10,500	6,100.00	1,800.00	.00	4,400.00	58.1%
99312904 512119 Coordinator of Lit	99,209	99,209	47,696.25	7,631.40	.00	51,512.75	48.1%
99312906 544400 Supplies - Reading	5,000	5,000	.00	.00	.00	5,000.00	.0%
99313005 512146 Coordinator of Sci	106,144	106,144	51,030.50	8,164.88	.00	55,113.50	48.1%
99313103 577760 Field Trip Admissi	45,390	59,175	.00	.00	59,175.00	.00	100.0%
99320103 512133 Director of Specia	123,504	123,504	60,568.25	9,690.92	.00	62,935.75	49.0%
99320104 511000 School Nurses - Sp	130,068	130,068	42,686.75	10,005.16	.00	87,381.25	32.8%
99320106 512104 Board Cert. Behavi	794,588	794,588	274,468.66	58,761.36	.00	520,119.34	34.5%
99320106 512130 Occupational Thera	913,334	913,334	308,642.55	75,116.35	.00	604,691.45	33.8%
99320106 512136 SPED Homebound Ins	64,000	53,000	28,392.80	10,402.50	.00	24,607.20	53.6%
99320106 512137 Evaluation Team Ch	1,303,444	1,303,444	415,085.86	93,096.24	.00	888,358.14	31.8%
99320106 512925 Sign Language Inte	39,236	39,236	26,235.72	6,476.64	.00	13,000.28	66.9%
99320107 512136 Home/Parent Educat	47,000	47,000	28,170.10	2,733.85	.00	18,829.90	59.9%
99320109 530002 SPED Contracted Se	25,000	25,291	7,801.50	3,434.00	3,366.00	14,123.50	44.2%




FOR 2018 06

	ORIGINAL APPROP	REVISED BUDGET	YTD EXPENDED	MTD EXPENDED	ENCUMBRANCES	AVAILABLE BUDGET	PCT USED
99320112 544400 SPED Supplies	40,000	123,368	80,789.54	211.97	38,296.25	4,282.28	96.5%
99320115 575333 SPED Out of Distri	6,679,431	6,680,931	3,989,473.55	1,554,140.15	2,495,026.81	196,430.64	97.1%
99320115 577724 SPED Testing	16,000	16,000	2,053.67	2,053.67	1,748.40	12,197.93	23.8%
99320116 577615 SPED Transportatio	5,083,050	5,178,495	2,009,729.68	708,313.59	3,009,799.45	158,966.15	96.9%
99322003 512132 Hearing Impaired T	171,896	171,896	63,251.39	14,882.68	.00	108,644.61	36.8%
99324103 512131 Speech Therapists	1,982,688	1,982,688	625,884.89	147,596.76	.00	1,356,803.11	31.6%
99325003 512134 Vision Impaired Te	67,655	67,655	22,118.19	5,204.28	.00	45,536.81	32.7%
99326103 577515 SPED Hospitalized	60,000	63,343	6,485.09	829.20	5,032.39	51,825.91	18.2%
99327003 512903 Knowledge Bowl Sti	23,500	23,500	.00	.00	.00	23,500.00	.0%
99327006 544400 Knowledge Bowl Sup	1,500	1,500	707.89	486.60	.00	792.11	47.2%
99328103 514600 Summer School Stip	50,000	50,000	.00	.00	.00	50,000.00	.0%
99328104 530002 Project Alliance L	1,000	1,000	.00	.00	.00	1,000.00	.0%
99328104 530105 SCORE Peer Mediati	35,000	35,000	14,000.00	7,000.00	21,000.00	.00	100.0%
99328104 530107 Homebound Instruct	55,000	55,000	10,452.50	2,702.50	.00	44,547.50	19.0%
99328106 512969 Behavior Specialis	168,580	168,580	57,064.86	12,681.08	.00	111,515.14	33.9%
99330203 524008 Central Office Ren	403,014	403,014	207,421.68	69,140.56	172,851.40	22,740.92	94.4%
99330206 512903 Social Skills Teac	122,747	122,747	18,180.14	4,277.68	.00	104,566.86	14.8%
99330206 512958 Social Skills Para	78,538	78,538	23,592.60	5,551.20	.00	54,945.40	30.0%
99332006 544400 TV Studio Supplies	0	482	481.90	.00	.00	.00	100.0%
99332009 577588 TV Studio Maintena	0	4,575	4,575.00	.00	.00	.00	100.0%
99332009 589225 TV Studio Equipmen	0	1,984	1,983.70	.00	.00	.00	100.0%
99333003 512110 Coordinator of ELL	111,970	111,970	53,831.00	8,612.96	.00	58,139.00	48.1%
99334206 512903 Native Language Su	82,419	82,419	33,359.95	7,849.40	.00	49,059.05	40.5%
99335551 512104 Psychologists	1,228,685	1,228,685	434,271.06	96,504.68	.00	794,413.94	35.3%
99336004 544400 Stipend - Library	16,000	16,000	.00	.00	.00	16,000.00	.0%
99337006 530002 Professional Devel	250,000	259,362	104,925.24	31,302.40	14,002.10	140,434.66	45.9%
99337006 531904 Tuition Reimbursen	200,000	196,900	94,264.02	46,585.37	.00	102,635.98	47.9%
99337007 512301 Intervention/Enric	1,036,800	1,036,800	354,521.40	109,147.50	.00	682,278.60	34.2%
99337007 512303 Out-of-School PLC	100,000	100,000	14,042.50	4,061.25	.00	85,957.50	14.0%
99338003 512923 ELL Tutors	500,000	500,000	144,165.00	37,635.00	.00	355,835.00	28.8%
99338003 512924 ELL Parent Liaison	34,384	34,384	13,916.88	3,274.56	.00	20,467.12	40.5%
99338006 544400 ELL Supplies	11,000	11,000	1,309.00	.00	2,936.25	6,754.95	38.6%
99338007 541600 ELL Textbooks	9,000	9,000	4,286.62	2,709.22	.00	4,713.38	47.6%
99339003 512118 Director of Adult	98,939	98,939	47,567.00	7,610.72	.00	51,372.00	48.1%
99339003 512903 Adult Education Te	370,712	370,712	119,647.87	28,152.44	.00	251,064.13	32.3%
99339004 512112 District Support S	391,197	391,197	130,080.73	25,943.28	.00	261,116.27	33.3%
99339004 512142 Family Resource Ce	48,319	48,319	49,856.62	8,046.00	.00	-1,537.62	103.2%*
99340303 563601 Student Accident I	26,872	26,872	24,477.00	.00	.00	2,395.00	91.1%
99341201 512917 Media Technology S	214,679	214,679	90,857.93	14,371.64	.00	123,821.07	42.3%
99341203 512204 Asst Supt - Financ	140,983	140,983	72,115.50	11,538.48	.00	68,867.50	51.2%
99341203 512205 Asst Supt - Studen	150,000	150,000	73,317.25	11,730.76	.00	76,682.75	48.9%
99341203 512800 Superintendent of	185,349	185,349	93,445.25	14,951.24	.00	91,903.75	50.4%
99341203 512901 Asst Supt - Curric	150,000	150,000	72,115.50	11,538.48	.00	77,884.50	48.1%
99341203 512971 Director of Human	86,458	86,458	45,902.00	7,344.32	.00	40,556.00	53.1%



FOR 2018 06

	ORIGINAL APPROP	REVISED BUDGET	YTD EXPENDED	MTD EXPENDED	ENCUMBRANCES	AVAILABLE BUDGET	PCT USED
99341206 530002 SO - Contracted Se	23,000	23,000	8,110.48	51.48	5,262.66	9,626.86	58.1%
99341206 531702 SO - Advertising	15,000	15,000	.00	.00	.00	15,000.00	.0%
99341207 512902 Clerical Staff - S	331,015	331,015	158,575.39	25,372.05	.00	172,439.61	47.9%
99341209 544400 SO - Supplies	13,500	13,500	1,829.14	17.66	802.80	10,868.06	19.5%
99341212 570701 SO - In State Trav	31,000	31,000	14,581.89	2,723.44	.00	16,418.11	47.0%
99341212 577766 SO - Expenses	9,500	9,500	5,685.10	177.60	2,265.50	1,549.40	83.7%
99341212 577769 SO - Memberships	10,500	10,500	10,483.00	.00	.00	17.00	99.8%
99341215 512143 Staff Counsel for	104,638	104,638	50,306.25	8,049.00	.00	54,331.75	48.1%
99341215 512206 Assistant Business	87,976	87,976	43,502.11	.00	.00	44,473.89	49.4%
99341215 512919 Counsel Collective	50,000	90,000	24,038.50	3,846.16	.00	65,961.50	26.7%
99341215 512920 Indirect Salary Ac	0	0	21,538.39	5,384.60	.00	-21,538.39	100.0%*
99341215 512921 Computer Network M	85,000	85,000	78,292.58	12,526.81	.00	6,707.42	92.1%
99341215 512922 Mail Courier	32,000	32,000	13,066.66	2,587.18	.00	18,933.34	40.8%
99341215 512965 Substitute Teacher	15,000	15,000	6,811.81	1,665.02	.00	8,188.19	45.4%
99341215 513001 Overtime - Clerica	22,000	22,000	24,809.75	1,313.36	.00	-2,809.75	112.8%*
99341218 530002 Contracted Svcs -	35,000	35,000	.00	.00	.00	35,000.00	.0%
99341218 530041 Contracted Svcs -	70,000	30,000	10,741.94	275.00	4,965.56	14,292.50	52.4%
99341218 531702 Advertising	30,000	30,000	21,205.60	9,551.15	4,897.22	3,897.18	87.0%
99341218 531800 Printing & Binding	40,000	40,000	5,828.95	1,676.00	8,882.38	25,288.67	36.8%
99341218 536900 Postage	50,000	50,000	5,629.80	5,000.00	.00	44,370.20	11.3%
99341221 544400 LHS Data Processin	15,000	17,800	5,432.51	.00	2,285.72	10,081.77	43.4%
99341224 570100 Program & Analytic	75,000	82,750	12,541.39	4,791.39	1,000.00	69,208.61	16.4%
99341224 570402 Internet Service P	125,000	84,698	43,849.97	5,747.64	16,508.43	24,339.26	71.3%
99341224 575270 Photocopier Purcha	50,000	41,600	2,587.26	1,293.63	12,936.30	26,076.44	37.3%
99341224 575422 Photocopier Mainte	70,000	87,447	39,074.19	18,420.38	48,370.07	2.32	100.0%
99341224 577600 Admin. Tech. - Con	28,000	28,208	7,560.00	.00	20,504.33	143.67	99.5%
99341224 577717 Admin. Tech. - Sof	204,000	244,302	244,302.34	.00	.00	.00	100.0%
99341227 570102 Admin. Tech. - Har	51,000	59,124	38,016.41	.00	2,993.00	18,114.84	69.4%
99341228 573700 School Webmaster S	2,500	2,500	1,250.00	1,250.00	.00	1,250.00	50.0%
99341230 512902 Clerical Staff - A	729,228	729,228	422,736.95	65,987.63	.00	306,491.05	58.0%
99341231 511100 Part-Time Computer	90,000	90,000	21,984.15	6,795.00	.00	68,015.85	24.4%
99341232 512140 Student Database A	77,848	77,848	37,427.25	5,988.36	.00	40,420.75	48.1%
99341233 520703 Tech. Helpdesk Coo	55,000	55,000	26,680.26	4,310.10	.00	28,319.74	48.5%
99341303 512902 School Committee S	19,000	19,000	7,621.74	2,540.58	.00	11,378.26	40.1%
99341303 512918 School Committee S	54,000	54,000	17,307.00	2,769.12	.00	36,693.00	32.1%
99341312 577732 SC - Subscriptions	3,500	3,500	.00	.00	.00	3,500.00	.0%
99341312 577766 SC - Expenses	5,340	5,340	4,516.00	1,295.00	.00	824.00	84.6%
99341312 577769 SC - Memberships	2,450	2,450	2,300.00	.00	.00	150.00	93.9%
99341403 512116 Attendance Officer	70,348	70,348	22,998.45	5,411.40	.00	47,349.55	32.7%
99341403 512910 Attendance Monitor	65,898	65,898	20,940.13	5,611.65	.00	44,957.87	31.8%
99341504 530002 Student Sppt - Con	20,200	20,200	13,538.07	60.00	1,950.00	4,711.93	76.7%
99341506 545700 Student Sppt - Sup	15,000	15,000	8,643.51	44.95	2,352.52	4,003.97	73.3%
99345006 563600 Employee Health In	16,586,212	16,586,212	7,998,337.32	1,438,008.02	.00	8,587,874.68	48.2%
99347103 512906 Director of Operat	80,000	80,000	38,461.50	6,153.84	.00	41,538.50	48.1%



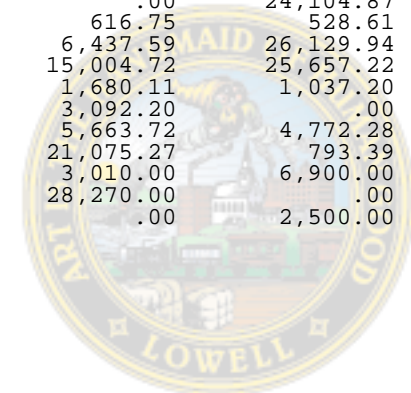
FOR 2018 06

	ORIGINAL APPROP	REVISED BUDGET	YTD EXPENDED	MTD EXPENDED	ENCUMBRANCES	AVAILABLE BUDGET	PCT USED
99347103 512960 Administration Bld	87,450	87,450	27,371.51	3,437.16	.00	60,078.49	31.3%
99347103 512962 Supervisor of Cust	2	2	.00	.00	.00	2.00	.0%
99347103 513000 Overtime - Custodi	75,000	75,000	49,466.77	8,520.28	.00	25,533.23	66.0%
99347103 513101 Overtime - Man Out	100,000	100,000	52,211.64	18,662.99	.00	47,788.36	52.2%
99347106 530002 Maintenance - Cont	185,000	229,672	110,732.46	9,952.32	108,196.28	10,743.25	95.3%
99347109 544400 Maintenance - Supp	218,489	220,505	96,525.95	25,629.49	72,050.47	51,928.19	76.5%
99347112 537600 Utility - Water/Se	0	0	43,448.39	.00	.00	-43,448.39	100.0%*
99347112 575243 Maintenance - Buil	227,000	225,102	43,508.13	1,241.66	59,637.36	121,956.11	45.8%
99347112 575370 Utility - Telephon	50,000	50,000	74,194.55	.00	.00	-24,194.55	148.4%*
99347112 575452 Maintenance - Floo	60,000	60,000	9,200.00	.00	.00	50,800.00	15.3%
99347112 577723 Maintenance - Swim	20,000	20,000	3,403.43	453.40	3,761.58	12,834.99	35.8%
99347203 576110 Capital Equipment	75,000	92,655	30,888.02	.00	39,085.75	22,681.15	75.5%
99347206 584600 Capital Improvemen	50,000	93,794	91,797.24	19,492.31	54.50	1,942.61	97.9%
99348003 512139 Transportation Coo	48,319	48,319	15,000.00	5,000.00	.00	33,319.00	31.0%
99348006 530002 Transportation - C	4,000	4,000	225.00	.00	.00	3,775.00	5.6%
99348009 541000 Transportation - S	5,000	5,000	5,000.00	.00	.00	.00	100.0%
99348009 544400 Transportation - S	8,000	8,000	3,817.16	.00	.00	4,182.84	47.7%
99348012 577615 Transportation - R	3,894,700	4,104,465	1,739,773.00	353,354.00	1,643,152.00	721,540.00	82.4%
TOTAL EDUCATION	162,073,324	162,877,474	63,668,114.94	14,813,078.22	8,426,029.23	90,783,329.67	44.3%
TOTAL EXPENSES	162,073,324	162,877,474	63,668,114.94	14,813,078.22	8,426,029.23	90,783,329.67	

4 PUBLIC WORKS

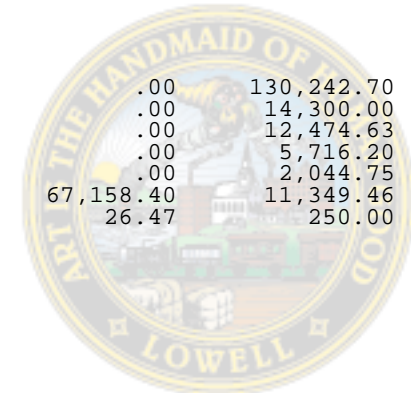
400 DPW GENERAL

04004151 511000 SALARIES - PERMANE	505,505	505,505	242,684.06	39,017.04	.00	262,820.94	48.0%
04004151 512000 S & W TEMPORARY	15,000	15,000	.00	.00	.00	15,000.00	.0%
04004151 515600 SW OUT OF GRADE CO	1,020	1,020	.00	.00	.00	1,020.00	.0%
04004152 520100 ENERGY- ELECTRICIT	170,000	170,000	88,936.98	33,699.14	.00	81,063.02	52.3%
04004152 520101 ENERGY- HEATING GA	30,000	30,000	5,895.13	4,741.74	.00	24,104.87	19.7%
04004153 520200 TELEPHONE	2,500	2,500	1,354.64	302.33	616.75	528.61	78.9%
04004153 520500 REPAIR & MAINT-EQU	42,250	42,250	9,682.47	3,904.74	6,437.59	26,129.94	38.2%
04004153 520503 REPAIR & MAINT ELE	45,000	45,000	4,338.06	1,443.25	15,004.72	25,657.22	43.0%
04004153 524000 RENTAL OF EQUIPMEN	7,500	10,000	7,282.69	6,625.03	1,680.11	1,037.20	89.6%
04004153 524004 UNIFORM RENTAL	7,500	7,500	4,407.80	775.24	3,092.20	.00	100.0%
04004153 525100 LEASING EQUIP. & S	10,000	12,500	2,064.00	344.00	5,663.72	4,772.28	61.8%
04004153 530000 PROFESSIONAL SERVI	50,000	50,000	28,131.34	5,039.54	21,075.27	793.39	98.4%
04004153 530058 INSPECTION STICKER	12,000	12,000	2,090.00	.00	3,010.00	6,900.00	42.5%
04004153 530062 TREE REMOVAL SERVI	75,000	75,000	46,730.00	46,730.00	28,270.00	.00	100.0%
04004153 530105 TRAINING/EVALUATIO	5,000	2,500	.00	.00	.00	2,500.00	.0%




FOR 2018 06

4	PUBLIC WORKS	ORIGINAL APPROP	REVISED BUDGET	YTD EXPENDED	MTD EXPENDED	ENCUMBRANCES	AVAILABLE BUDGET	PCT USED	
04004153	531702	ADVERTISING	3,000	3,000	869.52	438.00	68.48	2,062.00	31.3%
04004154	542500	AUTOMOTIVE-TIRES &	90,000	90,003	57,992.00	12,207.35	17,936.03	14,075.05	84.4%
04004154	542501	GAS & MOTOR OIL	70,000	70,000	44,736.97	-6,675.61	3,852.10	21,410.93	69.4%
04004154	543700	PUBLIC WORKS-SUPPL	12,500	12,500	2,390.76	657.95	2,205.15	7,904.09	36.8%
04004154	544000	ELECTRICAL SUPPLIE	85,000	85,000	41,537.58	26,759.25	20,978.37	22,484.05	73.5%
04004154	544400	OFFICE SUPPLIES	3,500	3,500	1,967.40	.00	538.80	993.80	71.6%
04004154	589110	OVERFLOW BAGS	30,000	30,000	7,410.00	7,410.00	6,000.80	16,589.20	44.7%
04004157	570704	TRANSPORATION REIM	3,700	2,700	37.80	37.80	.00	2,662.20	1.4%
04004157	571300	DPW-VARIOUS SCHL P	118,000	148,000	82,227.61	12,682.41	56,931.02	8,841.37	94.0%
04004157	573400	MISCELLANEOUS CHAR	5,500	5,500	2,740.90	917.21	.00	2,759.10	49.8%
04004170	589111	PLOWS & FRAMES	10,000	10,000	.00	.00	.00	10,000.00	.0%
04004170	589122	REPLACE ALARM SYST	17,500	17,500	5,202.65	1,110.07	2,313.00	9,984.35	42.9%
04004170	589165	IRRIGATION EQUIPME	5,000	5,000	.00	.00	.00	5,000.00	.0%
04007953	520507	REPAIR & MAINT- BU	90,000	75,000	18,652.07	12,450.17	14,171.44	42,176.49	43.8%
04007954	543100	CUSTODIAL-SUPPLIES	10,000	15,000	8,090.09	97.49	6,686.60	223.31	98.5%
04007954	543400	GRAFFITI SUPPLIES	9,000	9,000	2,105.92	.00	395.00	6,499.08	27.8%
04007954	543800	BUILDING-SUPPLIES	75,000	63,500	23,698.75	9,696.31	23,389.15	16,412.10	74.2%
04007975	582500	BUILDING REHAB./RE	80,000	62,500	15,568.90	2,440.00	9,081.10	37,850.00	39.4%
04008151	511000	SALARIES - PERMANE	435,529	425,229	154,342.65	27,469.50	.00	270,886.35	36.3%
04008151	513000	SW OVERTIME	7,300	17,600	14,314.80	4,491.76	.00	3,285.20	81.3%
04008351	511000	SALARIES - PERMANE	1,257,789	1,240,789	565,297.16	88,265.26	.00	675,491.84	45.6%
04008351	513000	SW OVERTIME	22,000	39,000	35,814.24	1,961.10	.00	3,185.76	91.8%
04008551	513000	SNOW OVERTIME	200,000	200,000	82,027.85	82,027.85	.00	117,972.15	41.0%
04008753	529600	SNOW & ICE REMOVAL	775,000	775,000	82,667.50	82,667.50	226,332.50	466,000.00	39.9%
04008757	573400	MISCELLANEOUS CHAR	50,000	50,000	10,266.67	9,162.32	34,062.13	5,671.20	88.7%
04008766	542300	SNOW-ICE SAND & SA	325,000	325,000	62,509.85	62,509.85	262,490.15	.00	100.0%
04008952	520103	ENERGY-STREET LIGH	537,000	537,000	284,290.38	107,288.17	56,179.40	196,530.22	63.4%
04008953	520513	REPAIR & MAINT-D'T	25,000	25,000	24,422.05	20,726.86	577.78	.17	100.0%
04009175	588503	IMPROV-HIGHWAY-SID	20,000	27,500	19,228.07	.00	493.90	7,778.03	71.7%
04009353	521400	HAZARDOUS WASTE CO	17,500	17,500	5,499.85	3,670.51	11,688.19	311.96	98.2%
04009353	521504	TRASH COLLECTION	5,145,000	5,145,000	2,458,714.16	587,535.78	2,686,285.84	.00	100.0%
04009353	545700	RECYCLING SUPPLIES	10,000	10,000	1,532.00	48.00	6,751.00	1,717.00	82.8%
04009557	571903	INS. PREMIUMS - OT	288,000	290,629	212,517.00	.00	.00	78,112.00	73.1%
491 CEMETERY									
04914151	511000	SALARIES - PERMANE	203,890	203,890	73,647.30	11,883.92	.00	130,242.70	36.1%
04914151	512000	S & W TEMPORARY	18,700	18,700	4,400.00	.00	.00	14,300.00	23.5%
04914151	513000	OVERTIME	19,080	36,080	23,605.37	909.07	.00	12,474.63	65.4%
04914152	520101	ENERGY- HEATING GA	7,000	7,000	1,283.80	1,047.26	.00	5,716.20	18.3%
04914153	520100	ENERGY- ELECTRICIT	5,000	5,000	2,955.25	1,738.32	.00	2,044.75	59.1%
04914153	530000	PROFESSIONAL SERVI	163,000	193,323	114,815.14	17,645.90	67,158.40	11,349.46	94.1%
04914157	573400	MISCELLANEOUS CHAR	900	900	623.53	.00	26.47	250.00	72.2%



FOR 2018 06

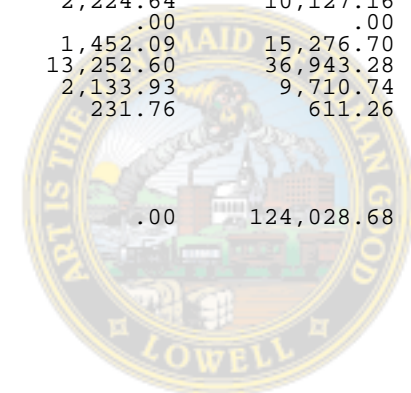
	ORIGINAL APPROP	REVISED BUDGET	YTD EXPENDED	MTD EXPENDED	ENCUMBRANCES	AVAILABLE BUDGET	PCT USED
<a href="#">04914170 580301 CEMETERY GEN.IMPRO</a>	3,750	14,220	7,293.69	.00	6,715.75	210.46	98.5%
<a href="#">04914170 589188 FENCES</a>	10,000	10,700	700.00	.00	4,500.00	5,500.00	48.6%
<a href="#">04914175 580300 WESTLAWN II-CEM.IM</a>	3,500	3,500	856.79	.00	.00	2,643.21	24.5%
<a href="#">04914254 542700 GROUNDSKEEPING-SUP</a>	3,750	3,750	369.43	.00	630.57	2,750.00	26.7%
<a href="#">04914254 544400 OFFICE SUPPLIES</a>	1,500	1,500	997.98	.00	102.85	399.17	73.4%
<a href="#">04914254 545100 CEMETERY-FLOWERS</a>	3,000	3,000	.00	.00	555.50	2,444.50	18.5%
<a href="#">04914254 545300 MISC-SUPPLIES-OTHE</a>	250	250	126.47	.00	.00	123.53	50.6%
TOTAL PUBLIC WORKS	11,254,413	11,315,538	5,003,945.07	1,333,899.38	3,613,947.83	2,697,645.08	76.2%
TOTAL EXPENSES	11,254,413	11,315,538	5,003,945.07	1,333,899.38	3,613,947.83	2,697,645.08	
5 HEALTH & HUMAN SERVICES							
510 HEALTH DEPARTMENT							
<a href="#">05104151 511000 SALARIES - PERMANE</a>	2,401,879	2,401,879	996,795.54	175,494.11	.00	1,405,083.46	41.5%
<a href="#">05104151 512000 S &amp; W TEMPORARY</a>	7,800	7,800	2,790.00	570.00	.00	5,010.00	35.8%
<a href="#">05104151 512963 STIPENDS- OTHER</a>	33,850	33,850	283.33	283.33	.00	33,566.67	.8%
<a href="#">05104151 513000 OVERTIME</a>	1,620	1,620	1,100.07	162.04	.00	519.93	67.9%
<a href="#">05104153 520100 ENERGY-ELECTRICITY</a>	24,000	24,000	7,200.72	3,401.08	.00	16,799.28	30.0%
<a href="#">05104153 520200 TELEPHONE</a>	2,100	2,100	772.35	103.65	1,327.65	.00	100.0%
<a href="#">05104153 520500 REPAIR &amp; MAINT- EQ</a>	3,600	3,600	1,035.00	.00	356.00	2,209.00	38.6%
<a href="#">05104153 530000 PROFESSIONAL SERVI</a>	15,000	15,000	1,900.00	500.00	6,200.00	6,900.00	54.0%
<a href="#">05104153 531702 ADVERTISING</a>	1,000	1,000	180.00	.00	.00	820.00	18.0%
<a href="#">05104153 531800 PRINTING &amp; BINDIN</a>	1,500	1,500	.00	.00	66.00	1,434.00	4.4%
<a href="#">05104154 541000 COMPUTER EQUIPMT/S</a>	500	500	394.90	.00	39.99	65.11	87.0%
<a href="#">05104157 570401 DUES &amp; SUBSCRIPTIO</a>	2,200	2,200	446.75	.00	775.00	978.25	55.5%
<a href="#">05104157 570702 TRANS REIMBURS.&amp; S</a>	11,000	11,000	1,101.69	133.37	.00	9,898.31	10.0%
<a href="#">05104170 589161 MISC EQUIPMENT</a>	1,500	1,500	1,022.15	.00	315.85	162.00	89.2%
<a href="#">05104170 589166 OFFICE FURNITURE &amp;</a>	750	750	651.34	.00	91.98	6.68	99.1%
<a href="#">05104254 544100 HEALTH NURSE SUPPL</a>	12,000	12,000	7,945.50	.00	407.16	3,647.34	69.6%
<a href="#">05104254 544400 OFFICE SUPPLIES</a>	1,000	1,000	459.33	.00	23.28	517.39	48.3%
<a href="#">05104254 545300 MISC-SUPPLIES-OTHE</a>	500	500	49.39	.00	44.69	405.92	18.8%
541 COUNCIL ON AGING							
<a href="#">05414151 511000 SALARIES - PERMANE</a>	248,291	248,291	127,762.06	20,441.92	.00	120,528.94	51.5%
<a href="#">05414152 520100 ENERGY- ELECTRICIT</a>	44,000	44,000	25,427.46	8,925.50	.00	18,572.54	57.8%
<a href="#">05414152 520101 ENERGY- HEATING GA</a>	14,000	14,000	1,544.36	1,052.01	.00	12,455.64	11.0%
<a href="#">05414153 520500 REPAIR &amp; MAINT OF</a>	2,000	2,000	511.20	170.00	135.00	1,353.80	32.3%






FOR 2018 06

	ORIGINAL APPROP	REVISED BUDGET	YTD EXPENDED	MTD EXPENDED	ENCUMBRANCES	AVAILABLE BUDGET	PCT USED
<u>05414153 530017 ELDERLY SERVICE</u>	1,500	1,500	729.80	.00	96.60	673.60	55.1%
<u>05414154 542000 MEALS ON WHEELS-EL</u>	20,000	20,000	19,380.51	.00	.00	619.49	96.9%
<u>05414154 542300 GAS &amp; MOTOR OIL-SU</u>	3,500	3,500	1,305.33	165.96	.00	2,194.67	37.3%
<u>05414154 543000 CLEANING-SUPPLIES</u>	2,000	2,000	764.22	.00	805.03	430.75	78.5%
<u>05414154 544400 OFFICE SUPPLIES</u>	1,000	1,000	538.74	.00	38.94	422.32	57.8%
<u>05414157 570702 TRANS REIMBUR.&amp; S</u>	250	250	.00	.00	.00	250.00	.0%
<u>05414159 589161 MISC EQUIPMENT</u>	2,000	2,000	1,648.92	.00	.00	351.08	82.4%
<u>05414257 571903 INS. PREMIUMS - OT</u>	21,000	21,000	.00	.00	.00	21,000.00	.0%
<u>543 VETERAN'S</u>							
<u>05434151 511000 SALARIES - PERMANE</u>	154,130	154,130	73,828.27	11,812.52	.00	80,301.73	47.9%
<u>05434153 535900 CELEBRATIONS</u>	7,000	7,000	180.00	180.00	3,744.00	3,076.00	56.1%
<u>05434154 544400 OFFICE SUPPLIES</u>	1,000	1,000	.00	.00	173.48	826.52	17.3%
<u>05434157 570702 TRANS REIMBUR.&amp; S</u>	1,650	1,650	.00	.00	.00	1,650.00	.0%
<u>05434157 573100 VETERANS' SERVICES</u>	640,000	640,000	327,161.32	52,723.47	.00	312,838.68	51.1%
TOTAL HEALTH & HUMAN SERVICES	3,685,120	3,685,120	1,604,910.25	276,118.96	14,640.65	2,065,569.10	43.9%
TOTAL EXPENSES	3,685,120	3,685,120	1,604,910.25	276,118.96	14,640.65	2,065,569.10	
<u>6 CULTURE &amp; RECREATION</u>							
<u>610 LIBRARY</u>							
<u>06104151 511000 SALARIES - PERMANE</u>	1,000,945	1,000,945	437,069.77	70,337.12	.00	563,875.23	43.7%
<u>06104151 512000 SW TEMPORARY</u>	73,749	73,749	30,954.87	4,811.31	.00	42,794.13	42.0%
<u>06104151 514300 SHIFT DIFFERENTIAL</u>	5,272	5,272	2,332.20	407.54	.00	2,939.80	44.2%
<u>06104152 520100 ENERGY- ELECTRICIT</u>	70,000	71,221	37,166.09	13,434.53	.00	34,054.91	52.2%
<u>06104153 520500 REPAIR &amp; MAINT- EQ</u>	6,000	6,000	6,000.00	2,550.41	.00	.00	100.0%
<u>06104153 525100 LEASING EQUIP. &amp; S</u>	33,000	33,000	20,648.20	753.78	2,224.64	10,127.16	69.3%
<u>06104153 529200 MV-LIBRARY-CONSORT</u>	54,598	54,598	54,598.00	.00	.00	.00	100.0%
<u>06104153 530000 PROFESSIONAL SERVI</u>	28,600	28,600	11,871.21	2,664.66	1,452.09	15,276.70	46.6%
<u>06104154 540400 LIBRARY-AUD/MICRO/</u>	130,841	130,841	80,645.12	17,850.52	13,252.60	36,943.28	71.8%
<u>06104154 544400 OFFICE SUPPLIES</u>	19,000	19,000	7,155.33	438.72	2,133.93	9,710.74	48.9%
<u>06104254 543100 CUSTODIAL-SUPPLIES</u>	3,000	3,000	2,156.98	795.10	231.76	611.26	79.6%
<u>630 RECREATION</u>							
<u>06304151 511000 SALARIES - PERMANE</u>	219,078	219,078	95,049.32	15,951.03	.00	124,028.68	43.4%



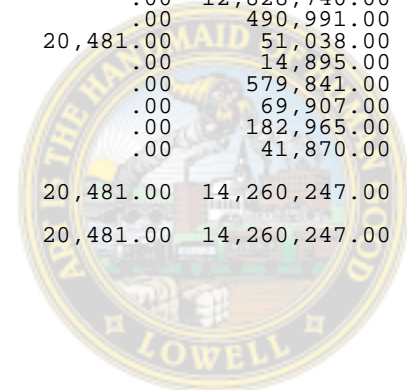
FOR 2018 06

	ORIGINAL APPROP	REVISED BUDGET	YTD EXPENDED	MTD EXPENDED	ENCUMBRANCES	AVAILABLE BUDGET	PCT USED
<u>06304151 512000 S &amp; W TEMPORARY</u>	591,976	591,976	421,603.22	8,172.40	.00	170,372.78	71.2%
<u>06304151 513000 OVERTIME</u>	4,050	4,050	933.49	.00	.00	3,116.51	23.0%
<u>06304153 520609 WINTER RECREATIONA</u>	2,500	2,500	700.00	.00	1,760.00	40.00	98.4%
<u>06304153 530036 SPECIAL PROGRAMS/P</u>	13,000	13,000	9,093.64	1,580.10	2,125.06	1,781.30	86.3%
<u>06304153 536900 POSTAGE</u>	85	85	.00	.00	.00	85.00	.0%
<u>06304154 540102 SUMMER PROGRAM SUP</u>	15,000	15,000	2,549.15	.00	.00	12,450.85	17.0%
<u>06304154 544400 OFFICE SUPPLIES</u>	900	900	782.69	.00	.00	117.31	87.0%
<u>06304157 570702 TRANS REIMBURS.&amp; S</u>	6,500	6,500	3,786.88	136.20	.00	2,713.12	58.3%
<u>06304157 573400 MISCELLANEOUS CHAR</u>	11,200	13,838	7,035.41	2,339.21	3,074.28	3,728.31	73.1%
 650 PARKS							
<u>06504151 511000 SALARIES - PERMANE</u>	1,320,448	1,320,448	617,099.02	96,661.75	.00	703,348.98	46.7%
<u>06504151 512000 S &amp; W TEMPORARY</u>	115,000	115,000	53,872.50	1,177.50	.00	61,127.50	46.8%
<u>06504151 513000 OVERTIME</u>	122,850	122,850	84,421.12	370.88	.00	38,428.88	68.7%
<u>06504151 513005 OVERTIME-SPECIAL E</u>	10,000	10,000	.00	.00	.00	10,000.00	.0%
<u>06504151 514300 SW SHIFT DIFFERENT</u>	2,500	2,500	728.01	.00	.00	1,771.99	29.1%
<u>06504152 520100 ENERGY- ELECTRICIT</u>	137,000	137,000	73,490.75	30,895.93	.00	63,509.25	53.6%
<u>06504152 520101 ENERGY- HEATING GA</u>	36,000	36,000	1,875.60	1,154.78	.00	34,124.40	5.2%
<u>06504153 520200 TELEPHONE</u>	2,000	2,000	282.02	37.55	717.98	1,000.00	50.0%
<u>06504153 520500 REPAIR &amp; MAINT-EQU</u>	58,000	59,439	40,286.77	12,789.08	10,785.21	8,366.79	85.9%
<u>06504153 520602 GATEWAY CITIES PRO</u>	4,000	4,000	.00	.00	4,000.00	.00	100.0%
<u>06504153 520611 POOL MAINTENANCE</u>	7,500	7,500	3,683.20	1,069.25	1,066.80	2,750.00	63.3%
<u>06504153 530000 PROFESSIONAL SERVI</u>	35,000	35,602	14,028.00	2,925.87	17,065.04	4,508.96	87.3%
<u>06504153 530105 TRAINING/EVALUATIO</u>	500	500	.00	.00	.00	500.00	.0%
<u>06504153 531002 BOTANICAL GARDENS</u>	5,000	5,000	.00	.00	1,195.00	3,805.00	23.9%
<u>06504153 531702 ADVERTISING</u>	750	750	.00	.00	.00	750.00	.0%
<u>06504154 540103 PARK SUPPLIES-OTHE</u>	35,000	35,828	13,765.94	1,401.96	6,038.02	16,024.06	55.3%
<u>06504154 542300 GAS &amp; MOTOR OIL-SU</u>	30,000	30,000	14,988.63	2,128.50	.00	15,011.37	50.0%
<u>06504154 544400 OFFICE SUPPLIES</u>	1,000	1,000	69.95	.00	.00	930.05	7.0%
<u>06504154 545300 MISC-SUPPLIES-OTHE</u>	9,750	9,874	544.76	55.00	1,708.00	7,621.24	22.8%
<u>06504157 570702 TRANS REIMBURS.&amp; S</u>	1,000	1,000	554.97	189.99	.00	445.03	55.5%
<u>06504157 573200 LICENSES</u>	9,750	9,750	2,139.98	749.98	.00	7,610.02	21.9%
<u>06504170 589161 MISC EQUIPMENT</u>	9,620	9,620	2,632.00	2,632.00	250.00	6,738.00	30.0%
<u>06504170 589188 FENCES</u>	22,250	31,616	10,131.25	.00	4,550.00	16,934.50	46.4%
<u>06504170 589193 TRIMMER, MOWERS</u>	1,500	1,500	.00	.00	.00	1,500.00	.0%
<u>06504170 589218 COMMUNICATION EQUI</u>	1,450	1,450	.00	.00	.00	1,450.00	.0%
<u>06504175 580306 FIELD MAINT/OTHER</u>	9,730	10,080	350.00	.00	1,774.40	7,955.60	21.1%
<u>06504175 580307 VARNUM PARK- IMPRO</u>	3,500	3,500	.00	.00	.00	3,500.00	.0%
<u>06504175 589223 PARKS-POOL RENOVAT</u>	7,500	7,500	.00	.00	975.00	6,525.00	13.0%
<u>06504254 541000 COMPUTER EQUIPMT/S</u>	2,500	2,500	2,220.00	.00	.00	280.00	88.8%
<u>06504275 588400 IMPROV-PARKS &amp; PLA</u>	115,000	115,980	64,543.35	-29,688.10	10,251.62	41,185.03	64.5%
<u>06504275 588400 DISPO IMPROV-PARKS</u>	3,500	3,500	3,500.00	.00	.00	.00	100.0%



FOR 2018 06

	ORIGINAL APPROP	REVISED BUDGET	YTD EXPENDED	MTD EXPENDED	ENCUMBRANCES	AVAILABLE BUDGET	PCT USED
<a href="#">06504275 588400 FEROS IMPROV-PARKS</a>	7,500	7,500	3,852.00	102.00	278.00	3,370.00	55.1%
<a href="#">06504275 588400 FLAGS IMPROV-PARKS</a>	2,500	2,500	.00	.00	1,650.00	850.00	66.0%
<a href="#">06504275 588400 PHYTS IMPROV-PARKS</a>	3,500	3,500	365.00	200.00	1,635.00	1,500.00	57.1%
<a href="#">06504275 588400 TTME IMPROV-PARKS &amp;</a>	4,000	4,000	3,044.76	289.51	955.24	.00	100.0%
<a href="#">06504275 588400 WEEDS IMPROV-PARKS</a>	5,500	5,500	2,765.00	.00	2,735.00	.00	100.0%
<a href="#">06504354 543800 BUILDING-SUPPLIES</a>	4,000	4,000	.00	.00	500.00	3,500.00	12.5%
TOTAL CULTURE & RECREATION	4,435,892	4,453,440	2,247,366.15	267,366.06	94,384.67	2,111,688.72	52.6%
TOTAL EXPENSES	4,435,892	4,453,440	2,247,366.15	267,366.06	94,384.67	2,111,688.72	
7 DEBT SERVICES							
710 PRINCIPAL ON MATURING DEBT							
<a href="#">07109795 530000 PROFESSIONAL SERVI</a>	269,500	269,500	.00	.00	.00	269,500.00	.0%
<a href="#">07109795 597000 INT ON GEN LONG TE</a>	5,893,500	2,461,614	1,347,550.65	.00	.00	1,114,063.35	54.7%
<a href="#">07109795 597200 INT ON TEMPORARY L</a>	57,253	57,253	12,617.35	.00	.00	44,635.65	22.0%
<a href="#">07109795 597300 DEBT PRINCIPAL- GE</a>	2,461,614	5,893,500	5,268,736.86	.00	.00	624,763.14	89.4%
<a href="#">07109795 597350 Refdgd Escrow Contr</a>	200,000	200,000	.00	.00	.00	200,000.00	.0%
TOTAL DEBT SERVICES	8,881,867	8,881,867	6,628,904.86	.00	.00	2,252,962.14	74.6%
TOTAL EXPENSES	8,881,867	8,881,867	6,628,904.86	.00	.00	2,252,962.14	
8 STATE ASSESSMENTS							
800 INTERGOVERNMENTAL							
<a href="#">08009704 563001 CHARTER SCHOOL</a>	22,336,638	22,336,638	9,507,898.00	.00	.00	12,828,740.00	42.6%
<a href="#">08009704 563002 SCHOOL CHOICE</a>	861,405	861,405	370,414.00	.00	.00	490,991.00	43.0%
<a href="#">08009704 563003 ESSEX COUNTY TECH</a>	92,000	92,000	20,481.00	20,481.00	20,481.00	51,038.00	44.5%
<a href="#">08009704 564000 AIR POLLUTION CONT</a>	25,540	25,540	10,645.00	.00	.00	14,895.00	41.7%
<a href="#">08009704 564001 REGIONL TRANSIT AU</a>	994,016	994,016	414,175.00	.00	.00	579,841.00	41.7%
<a href="#">08009704 564004 SPECIAL EDUCATION</a>	69,907	69,907	.00	.00	.00	69,907.00	.0%
<a href="#">08009704 564005 NON RENEWAL-EXCISE</a>	313,660	313,660	130,695.00	.00	.00	182,965.00	41.7%
<a href="#">08009704 564006 MOSQUITO CONTROL D</a>	72,080	72,080	30,210.00	.00	.00	41,870.00	41.9%
TOTAL STATE ASSESSMENTS	24,765,246	24,765,246	10,484,518.00	20,481.00	20,481.00	14,260,247.00	42.4%
TOTAL EXPENSES	24,765,246	24,765,246	10,484,518.00	20,481.00	20,481.00	14,260,247.00	
9 MISCELLANEOUS							



FOR 2018 06

9	MISCELLANEOUS	ORIGINAL APPROP	REVISED BUDGET	YTD EXPENDED	MTD EXPENDED	ENCUMBRANCES	AVAILABLE BUDGET	PCT USED
910 RETIREMENT								
	<a href="#">09109716 521800 RETIRE-PENSION (SC</a>	6,573,692	6,573,692	6,573,692.00		.00	.00	100.0%
	<a href="#">09109716 560800 RET-PENSION (CITY)</a>	17,813,053	17,813,053	17,777,755.10		.00	35,297.90	99.8%
	<a href="#">09109716 572600 NON-CONTRIB-PENSI</a>	60,000	60,000	15,796.05	2,744.52	.00	44,203.95	26.3%
912 WORKER'S COMPENSATION								
	<a href="#">09129711 516900 WORKMENS COMP- SCH</a>	450,000	450,000	219,076.71	35,821.83	.00	230,923.29	48.7%
	<a href="#">09129711 517100 WRKMEN-COMP-CITY(E</a>	200,000	200,000	104,432.60	.00	.00	95,567.40	52.2%
913 UNEMPLOYMENT INSURANCE								
	<a href="#">09139710 517200 UNEMPLOYMENT COMP-</a>	125,000	125,000	20,424.98	3,947.50	.00	104,575.02	16.3%
	<a href="#">09139710 517201 UEMPLOYMENT COMP-</a>	275,000	275,000	44,562.81	5,798.32	.00	230,437.19	16.2%
914 HEALTH INSURANCE								
	<a href="#">09149713 563600 HEALTH INSURANCE</a>	23,050,000	23,050,000	11,554,254.47	1,849,033.88	.00	11,495,745.53	50.1%
916 MEDICARE								
	<a href="#">09139714 572000 MEDICARE- HEALTH</a>	2,710,932	2,710,932	1,138,727.80	224,633.91	.00	1,572,204.20	42.0%
	TOTAL MISCELLANEOUS	51,257,677	51,257,677	37,448,722.52	2,121,979.96	.00	13,808,954.48	73.1%
	TOTAL EXPENSES	51,257,677	51,257,677	37,448,722.52	2,121,979.96	.00	13,808,954.48	
	GRAND TOTAL	343,847,688	343,673,970	161,847,271.87	23,719,518.45	13,822,066.19	168,004,631.77	51.1%

\*\* END OF REPORT - Generated by Bryan Perry \*\*



REPORT OPTIONS

Sequence 1	Field # 2	Total Y	Page Break N	Year/Period: 2018/ 6
Sequence 2	3	N	N	Print revenue as credit: Y
Sequence 3	0	N	N	Print totals only: N
Sequence 4	0	N	N	Suppress zero bal accts: Y
				Print full GL account: N
				Double space: N
				Roll projects to object: N

Report title:  
 FY18 YTD BUDGET REPORT

Print Full or Short description: F  
 Print MTD Version: Y  
 Print Revenues-Version headings: N  
 Format type: 1  
 Print revenue budgets as zero: N  
 Include Fund Balance: N  
 Include requisition amount: N  
 Multiyear view: F

Carry forward code: 1  
 Print journal detail: N  
 From Yr/Per: 2016/ 9  
 To Yr/Per: 2016/ 9  
 Include budget entries: Y  
 Incl encumb/liq entries: Y  
 Sort by JE # or PO #: J  
 Detail format option: 1

Find Criteria

Field Name	Field Value
Fund	0010
FUNCTION	
DEPARTMENT	
AP/UM/OET	
DOE/PROGS	
FY/GRADE	
LEVEL	
CATEGORY	
Character Code	
Org	
Object	5*
Project	
Account type	
Account status	
Rollup Code	

