



Bryan Perry
City Auditor

To: Mayor Samaras
And Members of City Council

From: Bryan Perry, City Auditor

Date: May 10, 2018

Re: April Year to Date Budget Report

Attached please find a copy of the Year to Date Budget Report through the week ending May 5, 2018.

Please let me know if you would like to discuss this report.


Thank you,

Bryan Perry, CPA
City Auditor

Cc: Eileen M. Donoghue, City Manager
Conor Baldwin, CFO


FOR 2018 11

	ORIGINAL APPROP	REVISED BUDGET	YTD EXPENDED	MTD EXPENDED	ENC/REQ	AVAILABLE BUDGET	PCT USED
1 GENERAL GOVERNMENT							
111 CITY COUNCIL							
01114151 511000 SALARIES - PERMANE	185,500	185,500	145,692.14	4,423.08	.00	39,807.86	78.5%
01114153 531702 ADVERTISING	7,500	7,500	3,339.40	.00	3,783.60	377.00	95.0%
121 MAYOR							
01214151 511000 SALARIES - PERMANE	51,428	51,428	38,659.15	899.05	.00	12,768.85	75.2%
01214153 536700 MAYOR'S PORTRAIT	0	2,553	.00	.00	2,553.00	.00	100.0%
01214154 544400 OFFICE SUPPLIES	1,900	2,934	472.15	.00	2,389.00	72.85	97.5%
01214157 570702 TRANS REIMBURS.& S	10,000	9,500	.00	.00	.00	9,500.00	.0%
01214157 573404 OFFICE OPERATIONS	2,000	2,500	2,432.30	.00	.00	67.70	97.3%
123 CITY MANAGER							
01234151 511000 SALARIES - PERMANE	455,190	455,190	421,292.69	8,160.17	.00	33,897.31	92.6%
01234151 514900 SW SICK LEAVE INCE	1,400,000	1,400,000	1,501,960.31	.00	.00	-101,960.31	107.3%*
01234153 520100 SCHOOL-ELECTRICITY	2,400,000	2,400,000	1,776,054.85	67,753.75	28,000.00	595,945.15	75.2%
01234153 520101 SCHOOL-HEATING/GAS	1,150,000	1,150,000	1,069,464.10	89,374.96	.00	80,535.90	93.0%
01234153 520500 REPAIR & MAINT-EQU	500	0	.00	.00	.00	.00	.0%
01234153 525100 LEASING EQUIP. & S	1,600	0	.00	.00	.00	.00	.0%
01234153 525700 MEDICAD REIMB.EXPE	50,000	50,000	8,660.81	.00	41,339.19	.00	100.0%
01234153 530000 PROFESSIONAL SERVI	30,000	113,600	93,072.84	8,000.00	18,132.00	2,395.16	97.9%
01234153 531702 ADVERTISING	2,000	0	.00	.00	.00	.00	.0%
01234154 544400 OFFICE SUPPLIES	5,000	5,066	3,414.39	.00	1,200.00	451.61	91.1%
01234157 570400 MASS MUNICIPAL ASS	16,000	16,493	16,493.00	.00	.00	.00	100.0%
01234157 570701 IN-STA TRAVEL REIM	1,000	2,784	2,783.39	.00	.00	.74	100.0%
01234157 570702 TRANS REIMBURS.& S	500	257	256.87	.00	.00	.00	100.0%
01234157 570703 CONFERENCES/SEMINA	5,000	0	.00	.00	.00	.00	.0%
01234160 572300 OUT OF STATE TRAVE	5,000	0	.00	.00	.00	.00	.0%
01234170 589166 OFFICE FURNITURE &	500	665	665.00	665.00	.00	.00	100.0%
01237056 561700 CONTINGENCY	400,000	0	.00	.00	.00	.00	.0%
01237754 540900 DATA PROC-EQUIP &	400	0	.00	.00	.00	.00	.0%
01237757 570401 DUES & SUBSCRIPTIO	2,000	2,000	1,475.00	.00	.00	525.00	73.8%
01237951 511000 SALARIES - PERMANE	118,145	108,145	110,036.73	.00	.00	-1,891.73	101.7%*
01237951 515005 STIPEND	0	10,000	9,786.34	.00	.00	213.66	97.9%
01237953 525002 LEGAL & FILING FEE	1,800	435	.00	.00	.00	435.00	.0%




FOR 2018 11

	ORIGINAL APPROP	REVISED BUDGET	YTD EXPENDED	MTD EXPENDED	ENC/REQ	AVAILABLE BUDGET	PCT USED
<u>01237953 530002 CONTRACTED SERVICE</u>	149,350	149,350	125,394.88	.00	23,955.12	.00	100.0%
<u>01237954 545300 MISC-SUPPLIES-OTHE</u>	500	500	.00	.00	.00	500.00	.0%
<u>01237957 570401 DUES & SUBSCRIPTIO</u>	100	100	.00	.00	.00	100.00	.0%
<u>01237975 588200 EQUIPMENT - OTHER</u>	50,000	50,000	50,000.00	.00	.00	.00	100.0%
<u>01237991 598200 TRANSFER TO SCHOOL</u>	0	163,389	6,954.48	.00	156,433.00	2.00	100.0%
<u>01238153 525004 PROF AUDITORIUM MA</u>	190,000	190,000	129,296.90	.00	58,509.54	2,193.56	98.8%
<u>01238153 530210 MERRIMACK REPERTOR</u>	25,000	25,000	22,916.65	.00	2,083.35	.00	100.0%
<u>01238153 531700 MARKETING</u>	200,000	200,150	141,825.20	3,743.33	46,957.48	11,367.32	94.3%
<u>01238153 535903 LOWELL FESTIVAL</u>	80,000	80,000	78,668.10	.00	.00	1,331.90	98.3%
<hr/> 124 CULTURAL AFFAIRS/SPEC EVENTS							
<u>01244151 511000 SW SALARIES PERMAN</u>	183,718	183,718	150,993.50	3,529.99	.00	32,724.50	82.2%
<hr/> 133 FINANCE DEPT							
<u>01334151 511000 SW SALARIES PERMAN</u>	255,642	255,642	190,375.84	4,933.94	.00	65,266.16	74.5%
<u>01334151 512000 SW TEMPORARY</u>	65,000	65,000	48,370.45	.00	.00	16,629.55	74.4%
<u>01334154 544400 OFFICE SUPPLIES</u>	200	200	.00	.00	.00	200.00	.0%
<hr/> 135 CITY AUDITING							
<u>01354151 511000 SALARIES - PERMANE</u>	471,662	471,662	389,296.88	9,095.23	.00	82,365.12	82.5%
<u>01354153 525005 INDEPENDENT AUDIT</u>	50,000	50,000	50,000.00	.00	.00	.00	100.0%
<u>01354153 525100 LEASING EQUIP. & S</u>	1,800	1,800	1,513.80	.00	178.20	108.00	94.0%
<u>01354154 541700 FORMS & SUPPLIES</u>	5,000	5,000	2,211.43	.00	.00	2,788.57	44.2%
<u>01354157 570500 LICENSE & FEES</u>	200	200	90.00	.00	.00	110.00	45.0%
<u>01354157 570701 IN-STA TRAVEL REIM</u>	1,500	1,500	465.99	.00	.00	1,034.01	31.1%
<u>01354257 571904 INS. PREMIUMS - BO</u>	100	100	.00	.00	.00	100.00	.0%
<hr/> 138 PURCHASING							
<u>01384151 511000 SALARIES - PERMANE</u>	229,139	229,139	186,300.78	4,358.77	.00	42,838.22	81.3%
<u>01384151 514800 SW LONGEVITY</u>	306	306	305.20	.00	.00	.80	99.7%
<u>01384153 520500 REPAIR & MAINT-EQU</u>	500	500	173.19	.00	326.81	.00	100.0%
<u>01384153 531702 ADVERTISING</u>	12,000	12,000	11,222.41	.00	777.59	.00	100.0%
<u>01384153 531800 PRINTING & BINDIN</u>	150	150	150.00	.00	.00	.00	100.0%
<u>01384154 544400 OFFICE SUPPLIES</u>	2,000	3,000	2,081.22	.00	139.24	779.54	74.0%
<u>01384157 570401 DUES & SUBSCRIPTIO</u>	1,000	1,000	637.00	.00	100.00	263.00	73.7%
<u>01384157 570702 TRANS REIMBURS.& S</u>	500	500	475.00	.00	.00	25.00	95.0%




FOR 2018 11

	ORIGINAL APPROP	REVISED BUDGET	YTD EXPENDED	MTD EXPENDED	ENC/REQ	AVAILABLE BUDGET	PCT USED
141 ASSESSORS							
01414151 511000 SALARIES - PERMANE	492,655	492,655	399,480.70	9,579.46	.00	93,174.30	81.1%
01414151 514800 S & W LONGEVITY	360	360	360.00	.00	.00	.00	100.0%
01414153 520500 REPAIR & MAINT-EQU	1,300	1,300	1,225.10	.00	32.50	42.40	96.7%
01414153 530010 APPRAISALS	15,000	15,000	6,050.00	.00	.00	8,950.00	40.3%
01414153 530022 PROF SERVICE-REVAL	25,000	25,000	.00	.00	.00	25,000.00	.0%
01414153 531702 ADVERTISING	1,250	1,250	595.00	.00	605.00	50.00	96.0%
01414153 531800 PRINTING & BINDIN	1,500	1,500	1,130.98	.00	268.80	100.22	93.3%
01414154 540900 DATA PROC-EQUIP &	1,000	1,000	127.37	.00	781.90	90.73	90.9%
01414154 544400 OFFICE SUPPLIES	1,500	1,500	1,003.64	.00	.00	496.36	66.9%
01414157 531904 TUITION REIMBURSEM	1,000	1,000	.00	.00	135.00	865.00	13.5%
01414157 570401 DUES & SUBSCRIPTIO	2,000	2,000	842.98	.00	250.00	907.02	54.6%
01414157 570702 TRANS REIMBURS.& S	13,400	13,400	8,276.52	.00	.00	5,123.48	61.8%
01414157 573400 MISCELLANEOUS CHAR	750	750	680.19	.00	.00	69.81	90.7%
01414170 589166 OFFICE FURNITURE &	750	750	676.05	.00	65.68	8.27	98.9%
01414253 520704 DATA PROCESSING-SP	1,200	1,200	215.25	.00	.00	984.75	17.9%
01414253 525100 LEASING EQUIP. & S	900	900	.00	.00	.00	900.00	.0%
145 TREASURER							
01454151 511000 SALARIES - PERMANE	587,397	587,397	455,606.41	10,881.63	.00	131,790.59	77.6%
01454153 520500 REPAIR & MAINT-EQU	1,500	1,500	1,300.50	.00	.00	199.50	86.7%
01454153 530000 PROFESSIONAL SERVI	31,000	41,648	29,200.28	660.00	6,000.00	6,447.72	84.5%
01454153 530028 BOND COUNSEL-BANKI	28,000	28,107	22,537.02	1,348.64	3,008.79	2,560.83	90.9%
01454153 536900 POSTAGE	210,000	200,000	165,291.00	.00	29,426.22	5,282.78	97.4%
01454154 544400 OFFICE SUPPLIES	5,000	5,000	4,233.67	.00	134.50	631.83	87.4%
01454157 570401 DUES & SUBSCRIPTIO	600	600	450.00	.00	.00	150.00	75.0%
01454157 570704 TRANSPORATION REIM	3,000	3,000	729.21	62.07	.00	2,270.79	24.3%
01454157 573400 TAX TITLE FEES	60,000	60,000	22,974.39	-170.00	2,174.00	34,851.61	41.9%
01454256 561300 NO. MIDDLESEX AREA	35,000	35,000	32,063.55	.00	.00	2,936.45	91.6%
01457753 525100 LEASING EQUIP. & S	7,500	7,500	3,163.41	.00	.00	4,336.59	42.2%
01458156 561500 GR LOWELL REG VOC	8,573,123	8,573,123	6,429,842.00	.00	.00	2,143,281.00	75.0%
01459657 571904 INS. PREMIUMS - BO	4,000	4,000	3,323.48	.00	138.52	538.00	86.6%
01459871 598010 OVERLAY TRANSFER	1,100,000	1,100,000	.00	.00	.00	1,100,000.00	.0%
151 LAW DEPARTMENT							
01514151 511000 SW SALARIES PERMAN	978,819	978,819	791,416.61	20,537.97	.00	187,402.39	80.9%
01514151 512000 SW TEMPORARY	17,000	17,000	12,024.00	317.30	.00	4,976.00	70.7%




FOR 2018 11

	ORIGINAL APPROP	REVISED BUDGET	YTD EXPENDED	MTD EXPENDED	ENC/REQ	AVAILABLE BUDGET	PCT USED
01514151 514800 S & W LONGEVITY	550	550	549.57	.00	.00	.43	99.9%
01514153 520500 REPAIR & MAINT-EQU	4,000	4,000	2,902.91	258.21	258.21	838.88	79.0%
01514153 525002 LEGAL & FILING FEE	6,000	6,000	205.80	.00	.00	5,794.20	3.4%
01514153 525003 LEGAL RESEARCH	2,000	2,000	352.80	87.10	.00	1,647.20	17.6%
01514153 528300 ACQUISITION OF PROP	0	70,300	70,300.00	.00	.00	.00	100.0%
01514153 530000 PROFESSIONAL SERVI	160,000	160,000	95,761.62	2,178.23	25,670.49	38,567.89	75.9%
01514153 531800 PRINTING & BINDIN	1,000	1,000	132.00	132.00	198.00	670.00	33.0%
01514154 541602 RESEARCH MHS	35,000	41,000	33,801.57	1,831.00	6,498.03	700.40	98.3%
01514154 544400 OFFICE SUPPLIES	2,000	2,000	1,916.83	298.94	39.42	43.75	97.8%
01514157 570401 DUES & SUBSCRIPTIO	3,500	3,500	2,101.00	.00	.00	1,399.00	60.0%
01514157 570702 TRANS REIMBURS.& S	10,000	10,000	5,520.00	131.00	.00	4,480.00	55.2%
01514163 576001 COURT JUDGEMENTS	175,000	825,000	563,390.22	.00	.00	261,609.78	68.3%
01514170 589166 OFFICE FURNITURE &	1,000	1,200	1,195.45	.00	.00	4.55	99.6%
01514257 571903 INS. PREMIUMS - OT	200	200	100.00	.00	.00	100.00	50.0%
01514357 570102 COMP HARDWARE-SOFT	1,000	800	.00	.00	.00	800.00	.0%
01514757 573000 CLAIMS (LAW) GENER	250,000	53,700	19,194.08	1,500.00	.00	34,505.92	35.7%
01514857 573001 CLAIMS POL/FIRE-AC	250,000	345,000	241,958.50	-6,666.33	.00	103,041.50	70.1%
01517057 573002 POL/FIRE-RETIRED C	100,000	170,000	99,447.58	.00	.00	70,552.42	58.5%
152 HUMAN RELATIONS (HRMS)							
01524151 511000 SALARIES - PERMANE	286,825	286,825	232,598.16	5,546.22	.00	54,226.84	81.1%
01524151 512000 S & W TEMPORARY	6,000	6,000	.00	.00	.00	6,000.00	.0%
01524151 514800 S & W LONGEVITY	147	147	.00	.00	.00	147.00	.0%
01524153 520607 DRUG PROGRAM	1,800	1,800	1,800.00	.00	.00	.00	100.0%
01524153 525200 ECONOMIC/PROF DEVE	2,500	2,500	1,191.00	.00	1,309.00	.00	100.0%
01524153 530000 PROFESSIONAL SERVI	7,000	7,000	6,204.72	.00	795.28	.00	100.0%
01524153 530103 PRE-EMPLOYMENT PHY	8,000	8,000	8,000.00	.00	.00	.00	100.0%
01524153 531702 ADVERTISING	3,000	3,000	2,152.01	.00	767.99	80.00	97.3%
01524153 531800 PRINTING & BINDIN	2,000	2,000	1,918.73	.00	81.27	.00	100.0%
01524154 544400 OFFICE SUPPLIES	1,000	1,000	789.55	.00	.00	210.45	79.0%
01524157 570401 DUES & SUBSCRIPTIO	450	450	450.00	.00	.00	.00	100.0%
01524157 570702 TRANS REIMBURS.& S	250	250	122.00	59.00	.00	128.00	48.8%
01524157 573400 MISCELLANEOUS CHAR	350	350	290.06	.00	59.94	.00	100.0%
155 M.I.S. DEPARTMENT							
01554151 511000 SALARIES - PERMANE	657,918	657,918	509,621.77	11,251.71	.00	148,296.23	77.5%
01554151 513000 SW OVERTIME	6,885	6,885	5,532.77	.00	.00	1,352.23	80.4%
01554153 520500 REPAIR & MAINT-EQU	69,000	69,000	54,886.49	.00	8,716.60	5,396.91	92.2%
01554153 520704 DATA PROCESSING-SP	9,000	9,000	4,631.41	.00	2,171.56	2,197.03	75.6%
01554153 525100 LEASING EQUIP. & S	383,125	383,125	139,826.47	29.91	182,548.29	60,750.24	84.1%



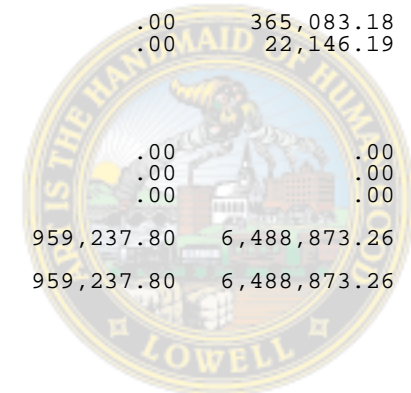
FOR 2018 11

	ORIGINAL APPROP	REVISED BUDGET	YTD EXPENDED	MTD EXPENDED	ENC/REQ	AVAILABLE BUDGET	PCT USED
<hr/>							
01554153 530000 PROFESSIONAL SERVI	30,000	38,350	15,018.55	.00	12,043.73	11,287.72	70.6%
01554153 530108 EMPLOYEE TRAINING	11,000	11,000	10,800.96	.00	.00	199.04	98.2%
01554154 540900 DATA PROC-EQUIP &	36,500	36,500	22,445.18	.00	12,498.32	1,556.50	95.7%
01554154 541000 COMPUTER EQUIPMT/S	105,000	106,005	91,337.13	.00	11,336.73	3,331.38	96.9%
01554154 544400 OFFICE SUPPLIES	2,900	2,900	2,365.94	.00	.00	534.06	81.6%
01554157 570100 SOFTWARE LIC. & SU	660,000	662,500	352,615.52	.00	182,299.18	127,585.30	80.7%
<hr/>							
157 MESSENGER'S							
<hr/>							
01574152 520100 ENERGY- ELECTRICIT	270,000	270,000	220,878.83	16,737.70	.00	49,121.17	81.8%
01574152 520101 ENERGY-HEATING GAS	114,000	124,000	103,230.32	3,505.50	.00	20,769.68	83.3%
<hr/>							
158 TELEPHONE EXCHANGE							
<hr/>							
01584153 530000 PROFESSIONAL SERVI	135,000	139,584	99,513.66	106.95	32,155.45	7,915.32	94.3%
<hr/>							
161 CITY CLERK							
<hr/>							
01614151 511000 SALARIES - PERMANE	389,879	389,879	320,915.39	7,607.22	.00	68,963.61	82.3%
01614153 520500 REPAIR & MAINT-EQU	750	750	.00	.00	.00	750.00	.0%
01614153 530000 PROFESSIONAL SERVI	6,000	6,000	900.39	.00	.00	5,099.61	15.0%
01614153 531800 PRINTING & BINDIN	600	595	595.00	.00	.00	.00	100.0%
01614154 544400 OFFICE SUPPLIES	3,000	3,000	1,746.35	.00	660.97	592.68	80.2%
01614157 570401 DUES & SUBSCRIPTIO	300	305	305.00	.00	.00	.00	100.0%
01617754 541000 COMPUTER EQUIPMT/S	5,000	5,195	2,553.90	.00	586.17	2,055.32	60.4%
<hr/>							
162 ELECTIONS							
<hr/>							
01624151 511000 SALARIES - PERMANE	96,204	85,570	82,154.71	1,921.38	.00	3,415.45	96.0%
01624151 512000 S & W TEMPORARY	83,000	93,634	93,633.84	.00	.00	.00	100.0%
01624151 513000 OVERTIME	7,000	7,000	6,217.38	.00	.00	782.62	88.8%
01624153 524003 RENTAL OF HALLS	2,000	1,525	1,525.00	.00	.00	.00	100.0%
01624153 530000 PROFESSIONAL SERVI	10,000	9,870	8,020.00	.00	35.53	1,814.47	81.6%
01624153 531800 PRINTING & BINDIN	25,000	29,097	28,574.50	.00	522.00	.00	100.0%
01624153 531802 CENSUS FORMS PRINT	20,000	21,924	21,423.27	.00	500.00	.23	100.0%
01624153 536900 POSTAGE	15,000	9,585	9,585.00	.00	.00	.00	100.0%
01624154 540500 VOTING MACHINE SUP	12,000	12,000	11,826.96	.00	173.04	.00	100.0%
01624154 544400 OFFICE SUPPLIES	5,000	5,000	3,156.21	29.91	1,843.79	.00	100.0%
<hr/>							
182 PLANING & DEVELOPMENT							
<hr/>							
01824151 511000 SALARIES - PERMANE	2,501,587	1,286,297	1,048,222.87	23,034.19	.00	238,074.13	81.5%



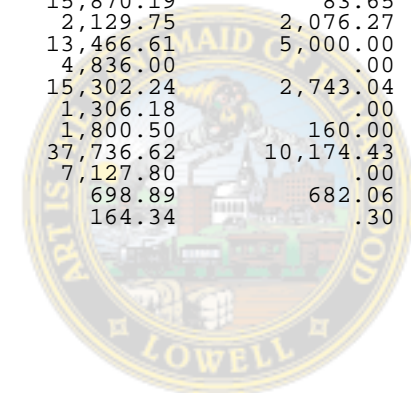
FOR 2018 11

	ORIGINAL APPROP	REVISED BUDGET	YTD EXPENDED	MTD EXPENDED	ENC/REQ	AVAILABLE BUDGET	PCT USED
01824151 513000 SW OVERTIME	11,500	24,500	17,448.62	190.72	.00	7,051.38	71.2%
01824151 514800 S & W LONGEVITY	652	652	651.89	.00	.00	.11	100.0%
01824153 520200 TELEPHONE	10,000	10,054	6,110.88	-2,800.00	3,942.35	1.14	100.0%
01824153 520500 REPAIR & MAINT- EO	500	500	284.70	.00	.00	215.30	56.9%
01824153 525100 LEASING EQUIP. & S	4,164	2,164	.00	.00	.00	2,164.00	.0%
01824153 530000 PROFESSIONAL SERVI	50,000	55,000	34,662.48	.00	20,137.52	200.00	99.6%
01824153 530010 APPRAISALS	0	15,000	.00	.00	.00	15,000.00	.0%
01824153 530015 OTHER SERVICES	3,000	3,000	.00	.00	3,000.00	.00	100.0%
01824153 531702 ADVERTISING	7,500	7,500	1,095.32	.00	1,859.68	4,545.00	39.4%
01824153 531800 PRINTING & BINDIN	2,500	2,500	1,125.00	.00	.00	1,375.00	45.0%
01824154 544400 OFFICE SUPPLIES	10,000	10,000	9,897.35	.00	31.80	70.85	99.3%
01824154 545500 UNIFORMS & OTHER C	1,000	1,000	.00	.00	997.80	2.20	99.8%
01824157 570401 DUES & SUBSCRIPTIO	2,500	2,500	1,426.00	220.00	.00	1,074.00	57.0%
01824157 570700 TRANS - MONTHLY AL	58,800	57,050	47,067.42	.00	.00	9,982.58	82.5%
01824157 570702 TRANS REIMBURS.& S	15,000	16,000	9,514.21	103.00	305.00	6,180.79	61.4%
01824157 570705 BLG/INSP/TRN/EDUC/	5,000	5,000	2,493.81	.00	250.00	2,256.19	54.9%
01824157 571800 EDUCATION REIMBURS	1,200	1,950	1,950.00	.00	.00	.00	100.0%
01824157 573400 MISCELLANEOUS CHAR	5,000	5,000	3,977.84	130.00	546.96	475.20	90.5%
01824170 528300 ACQUISITION OF PROP	0	120,000	120,000.00	.00	.00	.00	100.0%
01824170 589166 OFFICE FURNITURE &	1,500	3,500	1,805.02	.00	1,648.42	46.56	98.7%
01824175 580304 URBAN RENEWAL	0	7,500	.00	.00	7,430.00	70.00	99.1%
01824175 580308 LOWELL LANDFILL	0	6,200	6,200.00	.00	.00	.00	100.0%
01824175 588508 CAPITAL IMPROVEMEN	3,000	3,000	.00	.00	.00	3,000.00	.0%
220 FIRE							
02204175 582500 BUILDING REHAB./RE	2,000	949	197.75	.00	602.25	149.33	84.3%
02204253 520507 REAPIR & MAINT-BUI	5,000	9,124	2,182.00	.00	4,839.00	2,103.00	77.0%
02204354 543100 CUSTODIAL-SUPPLIES	7,000	7,000	6,995.30	.00	.00	4.70	99.9%
400 DPW GENERAL							
04007951 511000 SALARIES - PERMANE	1,974,961	1,841,961	1,476,877.82	35,104.85	.00	365,083.18	80.2%
04007951 513000 SW OVERTIME	91,200	181,200	159,053.81	2,022.61	.00	22,146.19	87.8%
996 TRANSFER IN FM GENERAL FUND							
00499144 598003 INTERFND OP TRAN O	0	98,462	98,462.00	50,000.00	.00	.00	100.0%
00499144 598007 I/F-OP TRAN-OUT-SP	0	910,953	910,953.00	.00	.00	.00	100.0%
00499144 598008 INTERFND TRAN OUT-	0	3,063,709	3,063,709.00	.00	.00	.00	100.0%
TOTAL GENERAL GOVERNMENT	29,746,031	33,291,209	25,843,097.82	402,705.36	959,237.80	6,488,873.26	80.5%
TOTAL EXPENSES	29,746,031	33,291,209	25,843,097.82	402,705.36	959,237.80	6,488,873.26	




FOR 2018 11

2	PUBLIC SAFETY	ORIGINAL APPROP	REVISED BUDGET	YTD EXPENDED	MTD EXPENDED	ENC/REQ	AVAILABLE BUDGET	PCT USED
2 PUBLIC SAFETY								
210 POLICE								
	02104151 511000 SALARIES - PERMANE	24,224,823	23,979,723	19,389,614.05	435,567.81	.00	4,590,108.95	80.9%
	02104151 512000 S & W TEMPORARY	15,000	15,000	9,463.71	368.77	.00	5,536.29	63.1%
	02104151 512000 PTEAP SW TEMPORARY	21,528	0	.00	.00	.00	.00	.0%
	02104151 513000 OVERTIME	800,000	955,000	776,379.38	23,348.65	.00	178,620.62	81.3%
	02104151 514000 S & W HOLIDAY	430,000	358,000	289,157.24	.00	.00	68,842.76	80.8%
	02104151 514100 SPECIAL EVENTS POL	40,000	40,000	31,615.81	.00	.00	8,384.19	79.0%
	02104151 514300 SW SHIFT DIFFERENT	37,000	41,000	32,867.78	734.53	.00	8,132.22	80.2%
	02104151 514800 S & W LONGEVITY	6,700	6,700	4,679.57	.00	.00	2,020.43	69.8%
	02104151 515000 COURT TIME	470,000	434,475	317,631.38	.00	.00	116,843.62	73.1%
	02104151 515001 SW POLICE ALLOWANC	15,000	95,600	.00	.00	95,531.57	68.43	99.9%
	02104151 515003 COMP TIME	65,000	65,000	61,964.00	.00	.00	3,036.00	95.3%
	02104151 515004 K-9 STIPEND	36,481	36,481	30,165.71	701.54	.00	6,315.29	82.7%
	02104151 515006 PROF SERV FOR EAP	21,528	21,528	17,687.00	414.00	.00	3,841.00	82.2%
	02104151 515600 OUT OF GRADE/PHYS	16,000	16,000	7,972.68	529.50	.00	8,027.32	49.8%
	02104151 515800 Physical Fitness I	82,250	82,250	.00	.00	.00	82,250.00	.0%
	02104151 519300 UNIFORM ALLOWANCE	45,856	51,356	19,029.20	690.77	31,485.95	840.85	98.4%
	02104151 519800 UNIFORMS-TRAFFIC S	6,000	6,000	1,778.39	.00	.00	4,221.61	29.6%
	02104153 520200 TELEPHONE	5,000	5,000	3,388.90	354.74	1,611.10	.00	100.0%
	02104153 520500 REPAIR & MAINT- EQ	100,000	104,000	74,206.56	.00	25,082.48	4,710.96	95.5%
	02104153 520504 REPAIR & MAINT OF	80,000	80,000	36,161.64	.00	43,838.36	.00	100.0%
	02104153 520512 REPAIR & MAINT-COM	200,000	200,000	184,532.35	1,377.95	9,588.21	5,879.44	97.1%
	02104153 520515 REPAIR & MAINT-POL	13,000	18,000	17,335.73	.00	618.52	45.75	99.7%
	02104153 521900 HEPATITIS SHOTS	600	600	307.77	.00	.00	292.23	51.3%
	02104153 522300 ANIMAL CONTROL-CHG	9,000	9,000	4,442.24	43.72	2,948.20	1,609.56	82.1%
	02104153 522400 K-9 EXPENSES	6,000	6,000	1,736.71	44.00	2,720.16	1,543.13	74.3%
	02104153 522600 POLICE-RENTAL-SUB	58,550	58,550	48,572.09	.00	9,474.90	503.01	99.1%
	02104153 522800 PAINT / METER DIVI	30,000	30,000	14,046.16	3,762.46	15,870.19	83.65	99.7%
	02104153 524000 RENTAL OF EQUIPMEN	7,450	9,450	5,243.98	.00	2,129.75	2,076.27	78.0%
	02104153 530020 KENNEL SERVICES	35,000	35,000	16,533.39	105.00	13,466.61	5,000.00	85.7%
	02104153 530100 PSYCHOLOGICAL EXAM	18,000	29,500	24,664.00	2,400.00	4,836.00	.00	100.0%
	02104153 530105 TRAINING/EVALUATIO	40,000	96,750	78,704.72	2,389.00	15,302.24	2,743.04	97.2%
	02104153 531704 COMMUNICATION-CDMA	50,000	50,000	48,693.82	.00	1,306.18	.00	100.0%
	02104154 542100 FOOD SERVICE-SUPPL	9,500	12,500	10,539.50	.00	1,800.50	160.00	98.7%
	02104154 542300 GAS & MOTOR OIL-SU	240,000	255,000	207,088.95	11,983.70	37,736.62	10,174.43	96.0%
	02104154 543300 GARAGE/AUTO PARTS	80,000	80,000	72,872.20	1,230.83	7,127.80	.00	100.0%
	02104154 544400 OFFICE SUPPLIES	5,000	10,000	8,619.05	1,450.78	698.89	682.06	93.2%
	02104154 545300 MISC-SUPPLIES-OTHE	5,000	5,000	4,835.36	.00	164.34	.30	100.0%




FOR 2018 11

2	PUBLIC SAFETY	ORIGINAL APPROP	REVISED BUDGET	YTD EXPENDED	MTD EXPENDED	ENC/REQ	AVAILABLE BUDGET	PCT USED
	02104157 530039 POLICE-LEGAL DEFEN	61,750	61,750	58,375.00	.00	.00	3,375.00	94.5%
	02104157 570401 DUES & SUBSCRIPTIO	9,000	9,000	5,468.81	.00	1,770.00	1,761.19	80.4%
	02104157 570701 IN-STA TRAVEL REIM	2,000	2,000	1,989.54	.00	.00	10.46	99.5%
	02104157 571400 NO. MIDD LAW ENFOR	5,925	5,925	5,925.00	.00	.00	.00	100.0%
	02104157 573400 MISCELLANEOUS CHAR	10,000	10,000	7,955.05	805.80	1,980.79	64.16	99.4%
	02104170 589108 POLICE-DIVE TEAM E	5,000	5,000	279.68	.00	4,715.06	5.26	99.9%
	02104170 589116 POLICE CARS	200,000	253,525	195,006.83	.00	54,109.05	4,409.12	98.3%
	02104170 589117 POLICE PHOTO LAB &	2,500	2,500	2,500.00	.00	.00	.00	100.0%
	02104170 589118 POLICE EQUIPMENT O	35,000	113,500	80,167.62	.00	33,332.38	.00	100.0%
	02104170 589140 PORTABLE RADIOS &	13,600	13,600	13,219.69	.00	377.77	2.54	100.0%
	02104170 589166 OFFICE FURNITURE &	5,000	5,800	4,812.15	.00	987.85	.00	100.0%
	02104257 571903 INS. PREMIUMS - OT	12,000	12,000	10,062.00	.00	.00	1,938.00	83.9%
	02104357 570102 COMP HARDWARE-SOFT	92,600	92,600	84,477.26	.00	4,372.56	3,750.18	96.0%
220 FIRE								
	02204151 511000 SALARIES - PERMANE	15,627,435	15,479,925	12,617,405.20	299,576.87	.00	2,862,519.80	81.5%
	02204151 511605 APPARATUS DETAIL P	41,200	41,200	25,970.00	892.00	.00	15,230.00	63.0%
	02204151 513000 OVERTIME	741,600	841,600	738,860.46	8,862.98	.00	102,739.54	87.8%
	02204151 513007 OVERTIME-PUBLIC ED	15,914	15,914	11,902.97	535.63	.00	4,011.03	74.8%
	02204151 513200 S & W-OVERTIME/HOL	214,830	230,830	186,008.24	.00	.00	44,821.76	80.6%
	02204151 514000 S & W HOLIDAY	1,015,580	999,580	803,437.10	.00	.00	196,142.90	80.4%
	02204151 514800 S & W LONGEVITY	9,000	9,000	5,373.10	.00	.00	3,626.90	59.7%
	02204151 515000 COURT TIME	2,200	2,200	402.51	.00	.00	1,797.49	18.3%
	02204151 515600 OUT OF GRADE COMPE	137,387	137,387	114,295.35	2,220.47	.00	23,091.65	83.2%
	02204151 515700 HAZARDOUS MATERIAL	35,000	35,000	-5,375.65	.00	.00	40,375.65	-15.4%
	02204151 518500 BUY BACK VACATION	148,526	148,526	30,094.51	.00	.00	118,431.49	20.3%
	02204151 571801 EDUCATION INCENTIV	5,500	5,500	5,030.00	.00	.00	470.00	91.5%
	02204151 572300 OUT OF STATE TRAVE	4,200	4,200	3,140.89	.00	.00	1,059.11	74.8%
	02204152 520100 ENERGY- ELECTRICIT	40,000	40,000	37,361.11	.00	.00	2,638.89	93.4%
	02204152 520101 ENERGY- HEATING GA	62,000	62,000	49,235.36	5,624.76	.00	12,764.64	79.4%
	02204153 520500 REPAIR & MAINT- EQ	10,000	10,000	7,571.14	540.00	2,400.00	28.86	99.7%
	02204153 520504 REPAIR & MAINT OF	125,000	160,647	135,398.70	3,883.97	25,241.81	6.82	100.0%
	02204153 521400 HAZARDOUS WASTE CO	6,500	6,500	4,390.56	.00	1,000.44	1,109.00	82.9%
	02204153 523700 LADDER TESTING	5,500	5,500	.00	.00	5,115.00	385.00	93.0%
	02204153 525006 HEALTH & SAFETY/CO	35,000	35,000	18,076.38	.00	16,891.90	31.72	99.9%
	02204153 530000 PROFESSIONAL SERVI	1,500	0	.00	.00	.00	.00	.0%
	02204153 530014 PROF. SVC-EMT/AMBUL	8,000	8,000	5,685.00	290.00	.00	2,315.00	71.1%
	02204153 530059 CoderED	10,100	10,100	10,000.00	.00	.00	100.00	99.0%
	02204153 530060 CELLULAR SERV/EMER	6,000	6,000	2,113.01	62.63	490.36	3,396.63	43.4%
	02204153 530072 Alarm Monitoring S	59,650	62,160	46,620.00	.00	15,540.00	.00	100.0%
	02204153 530101 PRE-RETIRE PHYSICA	15,000	15,000	5,463.00	.00	3,015.00	6,522.00	56.5%
	02204153 530105 TRAINING/EVALUATIO	10,000	10,000	7,945.96	.00	1,714.62	339.42	96.6%




FOR 2018 11

	ORIGINAL APPROP	REVISED BUDGET	YTD EXPENDED	MTD EXPENDED	ENC/REQ	AVAILABLE BUDGET	PCT USED
02204153 531800 PRINTING & BINDIN	2,300	2,300	1,041.10	90.91	1,242.40	16.50	99.3%
02204154 540800 FIREFIGHTER-SUPPLI	15,000	15,353	14,381.13	.00	945.54	26.20	99.8%
02204154 540801 LEPC-SUPPLIES/TRAV	12,500	12,500	8,722.17	.00	718.09	3,059.74	75.5%
02204154 541000 COMPUTER EQUIPMT/S	12,000	12,000	10,664.52	395.20	704.30	631.18	94.7%
02204154 541800 MEDICAL & SURGICAL	32,000	32,000	10,169.35	195.84	21,808.96	21.69	99.9%
02204154 542300 GAS & MOTOR OIL-SU	85,000	85,000	74,399.80	.00	10,600.20	.00	100.0%
02204154 542500 AUTOMOTIVE-TIRES &	10,000	20,021	5,469.32	.00	14,530.68	21.00	99.9%
02204154 543600 HARDWARE-SUPPLIES	2,000	2,056	687.26	.00	622.17	746.96	63.7%
02204154 544400 OFFICE SUPPLIES	2,000	2,000	1,313.14	.00	.00	686.86	65.7%
02204157 570401 DUES & SUBSCRIPTIO	6,500	6,500	5,783.36	.00	500.00	216.64	96.7%
02204157 570701 IN-STA TRAVEL REIM	3,000	3,000	1,652.46	.00	.00	1,347.54	55.1%
02204157 571800 EDUCATION REIMBURS	5,000	5,000	2,500.00	.00	.00	2,500.00	50.0%
02204170 589107 UPGRADE RADIO SYST	12,500	12,500	2,098.30	498.83	10,400.32	1.38	100.0%
02204170 589109 OTHER(SCUBA.ETC) E	7,500	7,500	2,350.00	.00	5,150.00	.00	100.0%
02204170 589119 SCBA EQUIPMENT(AIR	45,000	45,000	25,206.56	.00	19,792.56	.88	100.0%
02204170 589127 4" HOSE & HARDWARE	10,000	10,000	.00	.00	.00	10,000.00	.0%
02204170 589166 OFFICE FURNITURE &	1,500	1,500	640.90	64.09	64.10	795.00	47.0%
02204170 589179 REPLACE-REPAIR APP	100,000	100,240	47,878.22	94.75	51,316.30	1,045.48	99.0%
02204257 571903 INS. PREMIUMS - OT	5,000	3,766	3,766.00	.00	.00	.00	100.0%
<hr/>							
240 INSPECTION SERVICE							
02404151 511000 SALARIES - PERMANE	1,207,055	1,215,290	921,692.84	22,126.30	.00	293,597.16	75.8%
TOTAL PUBLIC SAFETY	47,748,118	47,860,959	38,329,590.98	834,258.78	634,788.78	8,896,578.83	81.4%
TOTAL EXPENSES	47,748,118	47,860,959	38,329,590.98	834,258.78	634,788.78	8,896,578.83	
<hr/>							
3 EDUCATION							
<hr/>							
001 CARDINAL O'CONNELL SCHOOL							
90110106 512903 Cardinal SPED Teac	61,753	61,753	51,872.59	1,499.72	.00	9,880.41	84.0%
90110112 544400 Cardinal SA - Gene	12,000	12,185	9,814.98	.00	2,366.98	3.00	100.0%
90110603 512111 STUDENT BODY ACTIV	100	288	.00	.00	.00	288.00	.0%
90110604 512110 Cardinal Coordinat	99,883	99,883	83,389.47	2,322.02	.00	16,493.53	83.5%
90111003 512903 Cardinal Art Teach	51,900	51,900	35,111.74	1,018.02	.00	16,788.26	67.7%
90111504 512903 Cardinal English T	131,928	51,928	51,046.40	1,276.16	.00	881.60	98.3%
90112004 512903 Cardinal Math Teac	103,305	103,305	94,002.30	2,927.66	.00	9,302.70	91.0%
90112603 512903 Cardinal PhEd Teac	61,753	61,753	41,778.70	1,211.32	.00	19,974.30	67.7%
90112803 512903 Cardinal Music Tea	67,138	67,138	37,034.39	1,099.49	.00	30,103.61	55.2%




FOR 2018 11

3	EDUCATION	ORIGINAL APPROP	REVISED BUDGET	YTD EXPENDED	MTD EXPENDED	ENC/REQ	AVAILABLE BUDGET	PCT USED
	90113004 512903 Cardinal Science T	79,374	79,374	53,699.12	1,556.94	.00	25,674.88	67.7%
	90113104 512903 Cardinal Social St	54,351	134,351	92,196.89	2,673.13	.00	42,154.11	68.6%
	90128103 512135 Cardinal Social Wo	87,535	87,535	73,196.03	2,125.85	.00	14,338.97	83.6%
	90137001 530002 Cardinal SA - Prof	3,000	3,000	.00	.00	.00	3,000.00	.0%
	90141103 512902 Cardinal School Cl	41,847	41,847	34,604.25	804.75	.00	7,242.75	82.7%
	90147103 512960 Cardinal Custodian	44,683	44,683	39,360.16	876.47	.00	5,322.84	88.1%
002 BAILEY SCHOOL								
	90210103 512903 Bailey Elementary	1,141,444	1,091,444	817,540.36	23,747.10	.00	273,903.64	74.9%
	90210103 512958 Bailey Paraprofess	253,954	253,954	212,386.52	6,151.47	.00	41,567.48	83.6%
	90210106 512903 Bailey SPED Teache	438,165	438,165	364,884.80	10,667.38	.00	73,280.20	83.3%
	90210106 512958 Bailey SPED Parapr	225,536	225,536	147,972.24	3,685.96	.00	77,563.76	65.6%
	90210109 512903 Bailey ELL Teacher	83,039	83,039	56,178.96	1,628.84	.00	26,860.04	67.7%
	90210112 544400 Bailey SA - Genera	29,300	27,404	26,236.05	.00	803.72	364.23	98.7%
	90210124 541000 Bailey SA - Techno	7,500	6,796	6,796.00	.00	.00	.00	100.0%
	90210803 512903 Bailey Kindergarte	320,579	320,579	208,073.14	6,360.64	.00	112,505.86	64.9%
	90210903 512903 Bailey Pre-School	62,828	62,828	52,913.87	1,534.17	.00	9,914.13	84.2%
	90211003 512903 Bailey Art Teacher	81,265	81,265	68,262.60	1,973.58	.00	13,002.40	84.0%
	90212003 512903 Bailey Math Teache	50,000	50,000	54,978.64	1,594.04	.00	-4,978.64	110.0%*
	90212603 512903 Bailey Phys. Ed. T	79,373	79,373	53,699.12	1,556.94	.00	25,673.88	67.7%
	90212803 512903 Bailey Music Teach	47,694	47,694	30,629.09	888.05	.00	17,064.91	64.2%
	90212903 512903 Bailey Reading Tea	70,826	70,826	49,064.81	1,422.57	.00	21,761.19	69.3%
	90236003 512904 Bailey Library Aid	29,398	29,398	21,039.01	610.00	.00	8,358.99	71.6%
	90237002 530002 Bailey SA - Prof.	15,000	15,000	11,785.00	.00	343.00	2,872.00	80.9%
	90237003 512111 Bailey - Student A	7,511	7,439	1,997.50	.00	5,415.25	26.25	99.6%
	90241103 512101 Bailey Principal	121,810	121,810	87,873.27	2,342.98	.00	33,936.73	72.1%
	90241103 512102 Bailey Asst. Princ	99,193	99,193	85,246.45	1,945.72	.00	13,946.55	85.9%
	90241103 512902 Bailey School Cler	43,016	43,016	35,208.45	827.23	.00	7,807.55	81.8%
	90247103 512960 Bailey Custodian	141,238	141,238	121,451.13	2,770.44	.00	19,786.87	86.0%
012 MCAVINNUE SCHOOL								
	91210103 512903 McAvinnue Elementa	1,140,600	1,140,600	744,935.91	23,614.33	.00	395,664.09	65.3%
	91210103 512958 McAvinnue Paraprof	274,035	274,035	210,742.84	6,132.73	.00	63,292.16	76.9%
	91210106 512903 McAvinnue SPED Tea	557,802	557,802	353,300.03	8,995.38	.00	204,501.97	63.3%
	91210106 512958 McAvinnue SPED Par	215,892	215,892	109,432.35	3,116.48	.00	106,459.65	50.7%
	91210109 512903 McAvinnue ELL Teac	182,167	182,167	105,482.33	3,058.33	.00	76,684.67	57.9%
	91210112 544400 McAvinnue SA - Gen	24,800	22,900	22,731.71	.00	165.93	2.36	100.0%
	91210115 541600 McAvinnue SA - Tex	7,000	7,000	4,338.78	459.72	2,616.00	45.22	99.4%
	91210124 541000 McAvinnue SA - Tec	4,000	4,000	3,191.00	.00	780.00	29.00	99.3%
	91210803 512903 McAvinnue Kinderga	315,530	315,530	192,719.86	5,738.56	.00	122,810.14	61.1%



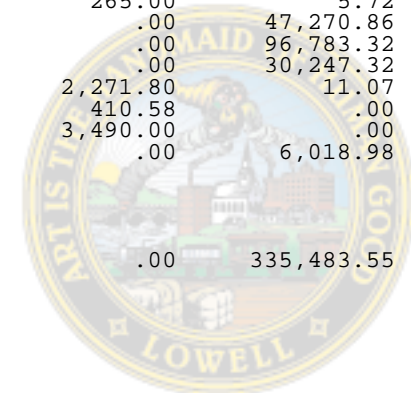
FOR 2018 11

	ORIGINAL APPROP	REVISED BUDGET	YTD EXPENDED	MTD EXPENDED	ENC/REQ	AVAILABLE BUDGET	PCT USED
91210903 512903 McAvinnue Pre-Scho	72,244	72,244	76,137.94	1,579.34	.00	-3,893.94	105.4%*
91211003 512903 McAvinnue Art Teac	78,213	78,213	65,698.71	1,899.45	.00	12,514.29	84.0%
91212003 512903 McAvinnue Math Tea	76,730	76,730	50,439.54	1,505.09	.00	26,290.46	65.7%
91212603 512903 McAvinnue Phys. Ed	87,628	87,628	59,283.90	1,718.86	.00	28,344.10	67.7%
91212803 512903 McAvinnue Music Te	64,704	64,704	44,718.92	1,283.96	.00	19,985.08	69.1%
91212903 512903 McAvinnue Reading	76,731	76,731	51,910.89	1,505.09	.00	24,820.11	67.7%
91236003 512904 McAvinnue Library	30,500	30,500	25,619.95	740.71	.00	4,880.05	84.0%
91236006 541601 McAvinnue SA - Lib	1,000	1,000	886.83	.00	112.95	.22	100.0%
91237012 530002 McAvinnue SA - Pro	14,300	14,300	14,605.00	.00	.00	-305.00	102.1%*
91241103 512101 McAvinnue Principa	110,633	110,633	77,955.67	2,106.91	.00	32,677.33	70.5%
91241103 512102 McAvinnue Asst. Pr	105,505	105,505	75,516.41	2,069.50	.00	29,988.59	71.6%
91241103 512902 McAvinnue School C	41,847	41,847	34,236.60	796.20	.00	7,610.40	81.8%
91241112 512111 STUDENT BODY ACTIV	7,400	7,439	.00	.00	.00	7,439.00	.0%
91247103 512960 McAvinnue Custodia	141,771	141,771	124,901.66	2,780.89	.00	16,869.34	88.1%
015 GREENHALGE SCHOOL							
91510103 512903 Greenhalge Element	1,066,621	988,621	740,906.70	20,579.05	.00	247,714.30	74.9%
91510103 512958 Greenhalge Parapro	331,388	278,819	229,465.62	6,203.63	.00	49,353.38	82.3%
91510105 512111 STUDENT BODY ACTIV	8,490	7,514	.00	.00	3,856.67	3,657.33	51.3%
91510106 512903 Greenhalge SPED Te	461,369	437,292	320,958.09	7,809.35	.00	116,333.69	73.4%
91510106 512958 Greenhalge SPED Pa	178,766	302,932	229,661.23	7,069.81	.00	73,270.77	75.8%
91510109 512903 Greenhalge ELL Tea	160,756	160,756	109,906.52	3,186.60	.00	50,849.48	68.4%
91510112 544400 Greenhalge SA - Ge	20,000	37,892	36,216.51	1,345.01	634.35	1,040.84	97.3%
91510115 541600 Greenhalge SA - Te	6,000	0	.00	.00	.00	.00	.0%
91510124 541000 Greenhalge SA - Te	8,000	7,404	7,403.80	.00	.00	.00	100.0%
91510803 512903 Greenhalge Kinderg	252,644	252,644	176,652.74	5,172.36	.00	75,991.26	69.9%
91510903 512903 Greenhalge Pre-Sch	143,751	143,751	94,015.06	3,483.16	.00	49,735.94	65.4%
91511003 512903 Greenhalge Art Tea	50,000	50,000	41,778.70	1,211.32	.00	8,221.30	83.6%
91512003 512903 Greenhalge Math Te	82,419	82,419	55,759.25	1,616.67	.00	26,659.75	67.7%
91512603 512903 Greenhalge Phys. E	154,944	78,674	51,910.89	1,505.09	.00	26,763.11	66.0%
91512803 512903 Greenhalge Music T	47,694	78,174	57,995.98	1,681.52	.00	20,178.24	74.2%
91512903 512903 Greenhalge Reading	80,036	80,036	54,147.27	1,569.93	.00	25,888.73	67.7%
91536003 512904 Greenhalge Library	30,500	0	.00	.00	.00	.00	.0%
91536006 541601 Greenhalge SA - Li	1,000	0	.00	.00	.00	.00	.0%
91537015 530002 Greenhalge SA - Pr	14,700	4,405	4,365.50	.00	39.00	.00	100.0%
91541103 512101 Greenhalge Princip	107,411	107,411	86,241.96	2,298.08	.00	21,169.04	80.3%
91541103 512102 Greenhalge Asst. P	106,491	106,491	73,934.19	2,026.14	.00	32,556.81	69.4%
91541103 512902 Greenhalge School	43,016	43,016	33,995.89	813.29	.00	9,020.11	79.0%
91547103 512960 Greenhalge Custodi	94,587	94,587	80,225.73	1,855.35	.00	14,361.27	84.8%
018 PYNE SCHOOL							
91810103 512903 Pyne Arts Elementa	483,449	483,449	369,593.91	10,624.69	.00	113,855.09	76.4%




FOR 2018 11

	ORIGINAL APPROP	REVISED BUDGET	YTD EXPENDED	MTD EXPENDED	ENC/REQ	AVAILABLE BUDGET	PCT USED
91810103 512958 Pyne Arts Paraprof	246,531	246,531	185,942.67	5,438.75	.00	60,588.33	75.4%
91810106 512903 Pyne Arts SPED Tea	611,054	611,054	438,052.79	12,775.82	.00	173,001.21	71.7%
91810106 512958 Pyne Arts SPED Par	528,778	528,778	293,865.29	8,369.45	.00	234,912.71	55.6%
91810109 512903 Pyne Arts ELL Teac	86,823	86,823	58,738.96	1,703.06	.00	28,084.04	67.7%
91810112 544400 Pyne Arts SA - Gen	35,070	38,500	36,908.43	4,431.21	1,428.99	162.58	99.6%
91810124 541000 Pyne Arts SA - Tec	1,000	1,000	542.85	.00	457.06	.09	100.0%
91810604 512903 Pyne Arts Middle S	291,304	288,304	210,035.83	6,090.80	.00	78,268.17	72.9%
91810803 512903 Pyne Arts Kinderga	130,027	130,027	87,967.24	2,550.50	.00	42,059.76	67.7%
91810903 512903 Pyne Arts Pre-Scho	71,438	71,438	58,738.96	1,703.06	.00	12,699.04	82.2%
91811003 512903 Pyne Arts Art Teac	85,724	85,724	72,008.58	2,081.88	.00	13,715.42	84.0%
91811203 512903 Pyne Arts Computer	80,035	80,035	54,147.27	1,569.93	.00	25,887.73	67.7%
91811403 541500 BASIC TEXT	625	625	625.00	.00	.00	.00	100.0%
91811503 512903 Pyne Arts English	57,551	60,551	43,517.48	1,186.71	.00	17,033.52	71.9%
91811903 512903 Pyne Arts Tech. Ed	78,213	78,213	52,913.87	1,534.17	.00	25,299.13	67.7%
91812003 512903 Pyne Arts Math Tea	69,241	69,241	46,174.68	1,399.44	.00	23,066.32	66.7%
91812603 512903 Pyne Arts Phys. Ed	67,655	67,655	45,771.63	1,327.09	.00	21,883.37	67.7%
91812803 512903 Pyne Arts Music Te	47,694	47,694	32,266.36	935.52	.00	15,427.64	67.7%
91812903 512903 Pyne Arts Reading	82,419	82,419	67,711.47	1,595.55	.00	14,707.53	82.2%
91813003 512903 Pyne Arts Science	129,408	129,408	16,918.43	.00	.00	112,489.57	13.1%
91813103 512903 Pyne Arts Social S	83,039	83,039	69,753.11	2,016.67	.00	13,285.89	84.0%
91813303 512903 Pyne Arts Drama Te	80,514	80,514	54,471.68	1,579.34	.00	26,042.32	67.7%
91835003 512105 Pyne Arts Guidance	80,941	80,941	56,347.10	1,587.68	.00	24,593.90	69.6%
91836003 512904 Pyne Arts Library	24,001	24,001	13,382.95	494.05	.00	10,618.05	55.8%
91837018 530002 Pyne Arts SA - Pro	16,000	13,000	4,489.00	.00	.00	8,511.00	34.5%
91841103 512101 Pyne Arts Principa	122,602	122,602	88,442.29	2,358.17	.00	34,159.71	72.1%
91841103 512102 Pyne Arts Asst. Pr	104,629	104,629	74,889.98	2,052.33	.00	29,739.02	71.6%
91841103 512902 Pyne Arts School C	42,291	42,291	32,218.05	724.47	.00	10,072.95	76.2%
91841112 512111 STUDENT BODY ACTIV	6,824	6,950	5,650.00	.00	1,300.00	.00	100.0%
91847103 512960 Pyne Arts Custodia	227,092	190,356	148,668.46	3,473.95	.00	41,687.54	78.1%
019 ALTERNATIVE SCHOOL							
91910115 512111 STUDENT BODY ACTIV	100	380	109.28	.00	265.00	5.72	98.5%
91920104 512110 Laura Lee Coordina	102,811	102,811	55,540.14	1,896.03	.00	47,270.86	54.0%
91920106 512903 Laura Lee SPED Tea	335,000	335,000	238,216.68	6,901.88	.00	96,783.32	71.1%
91920106 512958 Laura Lee SPED Par	119,755	119,755	89,507.68	2,593.64	.00	30,247.32	74.7%
91920109 544400 Laura Lee SA - Gen	13,000	9,510	7,227.13	.00	2,271.80	11.07	99.9%
91937019 530002 Laura Lee SA - Pro	2,000	2,000	1,589.42	.00	410.58	.00	100.0%
91941102 530002 Laura Lee SA - Oth	0	3,490	.00	.00	3,490.00	.00	100.0%
91941103 512902 Laura Lee School C	40,106	40,106	34,087.02	796.20	.00	6,018.98	85.0%
020 LINCOLN SCHOOL							
92010103 512903 Lincoln Elementary	1,227,113	1,227,113	891,629.45	24,943.44	.00	335,483.55	72.7%




FOR 2018 11

	ORIGINAL APPROP	REVISED BUDGET	YTD EXPENDED	MTD EXPENDED	ENC/REQ	AVAILABLE BUDGET	PCT USED
92010103 512958 Lincoln Paraprofes	309,319	309,319	220,485.94	6,390.43	.00	88,833.06	71.3%
92010106 512903 Lincoln SPED Teach	367,204	367,204	263,672.97	7,616.76	.00	103,531.03	71.8%
92010106 512958 Lincoln SPED Parap	145,702	145,702	99,013.96	2,868.38	.00	46,688.04	68.0%
92010109 512903 Lincoln ELL Teache	138,614	138,614	105,466.74	3,053.15	.00	33,147.26	76.1%
92010112 544400 Lincoln SA - Gener	20,000	16,900	15,067.37	54.86	1,445.48	387.15	97.7%
92010115 541600 Lincoln SA - Textb	5,000	1,000	.00	.00	1,000.00	.00	100.0%
92010124 541000 Lincoln SA - Techn	12,000	15,000	8,687.74	302.00	6,312.26	.00	100.0%
92010803 512903 Lincoln Kindergart	235,712	235,712	184,433.94	4,083.94	.00	51,278.06	78.2%
92010903 512903 Lincoln Pre-School	138,075	138,075	104,643.04	3,010.18	.00	33,431.96	75.8%
92011003 512903 Lincoln Art Teache	82,253	82,253	69,092.03	1,997.56	.00	13,160.97	84.0%
92012003 512903 Lincoln Math Teach	76,730	76,730	51,910.89	1,505.09	.00	24,819.11	67.7%
92012004 512111 Lincoln - Student	7,541	7,575	1,443.00	.00	529.88	5,602.12	26.0%
92012603 512903 Lincoln Phys. Ed.	88,727	88,727	60,027.67	1,740.43	.00	28,699.33	67.7%
92012803 512903 Lincoln Music Teac	60,500	60,500	40,929.83	1,186.71	.00	19,570.17	67.7%
92012903 512903 Lincoln Reading Te	78,622	78,622	38,935.07	1,128.87	.00	39,686.93	49.5%
92036003 512904 Lincoln Library Ai	33,293	33,293	22,524.03	653.06	.00	10,768.97	67.7%
92036006 541601 Lincoln SA - Libra	1,000	1,000	936.90	129.05	58.58	4.52	99.5%
92037020 530002 Lincoln SA - Prof.	16,200	16,200	9,397.00	.00	1,200.00	5,603.00	65.4%
92041103 512101 Lincoln Principal	121,533	121,533	87,671.92	2,337.62	.00	33,861.08	72.1%
92041103 512102 Lincoln Asst. Prin	102,498	102,498	72,832.39	2,010.56	.00	29,665.61	71.1%
92041103 512902 Lincoln School Cle	41,400	41,400	26,805.39	724.47	.00	14,594.61	64.7%
92047103 512960 Lincoln Custodian	90,142	138,231	117,912.48	2,737.76	.00	20,318.52	85.3%
025 MOLLOY SCHOOL							
92510106 512903 Molloy SPED Teache	139,421	139,421	94,323.97	2,734.81	.00	45,097.03	67.7%
92510109 512903 Molloy ELL Teacher	54,351	54,351	37,512.08	1,148.60	.00	16,838.92	69.0%
92510112 544400 Molloy SA - Genera	10,000	6,500	4,038.56	25.79	2,461.44	.00	100.0%
92510603 512110 Molloy Coordinator	98,899	98,899	77,955.30	2,106.90	.00	20,943.70	78.8%
92510704 512111 STUDENT BODY ACTIV	100	1,321	.00	.00	.00	1,321.00	.0%
92511504 512903 Molloy English Tea	153,461	153,461	103,821.78	3,010.18	.00	49,639.22	67.7%
92512004 512903 Molloy Math Teache	72,525	72,525	49,064.81	1,422.57	.00	23,460.19	67.7%
92513003 512903 Molloy Science Tea	76,731	153,001	113,859.22	3,295.86	.00	39,141.78	74.4%
92513103 512903 Molloy Social Stud	74,417	74,417	50,346.08	1,459.72	.00	24,070.92	67.7%
92537025 530002 Molloy SA - Prof.	5,000	8,500	1,540.00	.00	.00	6,960.00	18.1%
92541105 512902 Molloy School Cler	41,402	41,402	34,236.60	796.20	.00	7,165.40	82.7%
92541408 512915 Molloy Security Gu	42,958	0	.00	.00	.00	.00	.0%
92547103 512960 Molloy Custodian	0	18,677	8,004.33	889.37	.00	10,672.67	42.9%
027 MOODY SCHOOL							
92710103 512903 Moody Elementary T	594,278	594,278	406,828.30	10,290.48	.00	187,449.70	68.5%




FOR 2018 11

	ORIGINAL APPROP	REVISED BUDGET	YTD EXPENDED	MTD EXPENDED	ENC/REQ	AVAILABLE BUDGET	PCT USED
92710103 512958 Moody Paraprofessi	228,859	228,859	180,193.57	5,275.73	.00	48,665.43	78.7%
92710106 512903 Moody SPED Teacher	61,753	133,753	92,673.65	2,697.85	.00	41,079.35	69.3%
92710106 512958 Moody SPED Parapro	31,554	0	.00	.00	.00	.00	.0%
92710109 512903 Moody ELL Teacher	51,405	51,405	34,776.83	1,008.31	.00	16,628.17	67.7%
92710112 544400 Moody SA - General	10,000	7,900	6,943.74	328.17	955.52	.74	100.0%
92710115 541600 Moody SA - Textboo	2,000	2,000	.00	.00	.00	2,000.00	.0%
92710124 541000 Moody SA - Technol	2,200	2,200	2,162.94	67.53	.00	37.06	98.3%
92710803 512903 Moody Kindergarten	132,973	132,973	89,959.81	2,608.27	.00	43,013.19	67.7%
92710903 512903 Moody Pre-School T	141,862	141,862	82,539.98	2,393.14	.00	59,322.02	58.2%
92711003 512903 Moody Art Teacher	70,825	70,825	47,915.86	1,389.26	.00	22,909.14	67.7%
92712003 512903 Moody Math Teacher	50,000	9,554	.00	.00	.00	9,554.00	.0%
92712603 512903 Moody Phys. Ed. Te	85,724	85,724	72,008.58	2,081.88	.00	13,715.42	84.0%
92712803 512903 Moody Music Teache	89,826	89,826	60,770.65	1,761.97	.00	29,055.35	67.7%
92712903 512903 Moody Reading Teac	75,033	75,033	50,894.95	1,486.53	.00	24,138.05	67.8%
92736003 512904 Moody Library Aide	32,000	32,000	.00	.00	.00	32,000.00	.0%
92736006 541601 Moody SA - Library	4,000	4,000	.00	.00	3,996.08	3.92	99.9%
92737027 530002 Moody SA - Prof. D	8,000	8,000	2,960.00	.00	.00	5,040.00	37.0%
92741103 512101 Moody Principal	121,174	121,174	87,412.64	2,330.72	.00	33,761.36	72.1%
92741103 512902 Moody School Clerk	42,291	42,291	34,971.47	813.29	.00	7,319.53	82.7%
92741112 512111 STUDENT BODY ACTIV	3,565	3,644	100.00	.00	2,693.75	850.25	76.7%
92741113 541500 BASIC TEXT	625	625	614.41	.00	.00	10.59	98.3%
92747103 512960 Moody Custodian	93,475	93,475	82,440.91	1,833.53	.00	11,034.09	88.2%
030 MOREY SCHOOL							
93010103 512903 Morey Elementary T	1,296,345	1,296,345	844,333.67	24,474.60	.00	452,011.33	65.1%
93010103 512958 Morey Paraprofessi	415,363	415,363	204,421.57	5,922.26	.00	210,941.43	49.2%
93010104 512301 Morey SA - Tutors	9,700	9,700	8,887.50	435.00	.00	812.50	91.6%
93010106 512903 Morey SPED Teacher	449,437	449,437	325,740.26	9,439.14	.00	123,696.74	72.5%
93010106 512958 Morey SPED Parapro	214,493	214,493	161,742.01	5,470.25	.00	52,750.99	75.4%
93010109 512903 Morey ELL Teacher	131,341	131,341	98,804.52	2,864.72	.00	32,536.48	75.2%
93010112 544400 Morey SA - General	12,000	21,600	20,961.06	.00	630.33	8.61	100.0%
93010803 512903 Morey Kindergarten	377,064	377,064	268,674.57	7,784.15	.00	108,389.43	71.3%
93010901 512903 Morey Pre-School T	140,297	140,297	107,053.79	3,103.89	.00	33,243.21	76.3%
93011003 512903 Morey Art Teacher	83,820	83,820	56,707.71	1,644.17	.00	27,112.29	67.7%
93012003 512903 Morey Math Teacher	76,730	76,730	51,910.89	1,505.09	.00	24,819.11	67.7%
93012603 512903 Morey Phys. Ed. Te	80,515	80,515	54,471.68	1,579.34	.00	26,043.32	67.7%
93012803 512903 Morey Music Teache	81,265	81,265	54,978.64	1,594.04	.00	26,286.36	67.7%
93012903 512903 Morey Reading Teac	120,927	120,927	110,902.33	3,170.79	.00	10,024.67	91.7%
93036003 512904 Morey Library Aide	28,566	28,566	19,325.80	560.33	.00	9,240.20	67.7%
93037030 530002 Morey SA - Prof. D	31,100	21,100	5,255.00	.00	.00	15,845.00	24.9%
93041103 512101 Morey Principal	114,403	114,403	85,938.97	2,324.94	.00	28,464.03	75.1%
93041103 512102 Morey Asst. Princi	100,000	100,000	78,709.11	2,156.99	.00	21,290.89	78.7%




FOR 2018 11

	ORIGINAL APPROP	REVISED BUDGET	YTD EXPENDED	MTD EXPENDED	ENC/REQ	AVAILABLE BUDGET	PCT USED
93041103 512902 Morey School Clerk	41,042	41,042	34,087.02	796.20	.00	6,954.98	83.1%
93041112 512111 STUDENT BODY ACTIV	7,717	7,922	.00	.00	.00	7,922.00	.0%
93047103 512960 Morey Custodian	141,060	141,060	122,806.24	2,766.96	.00	18,253.76	87.1%
035 LEBLANC SCHOOL							
93510106 512958 LeBlanc SPED Parap	0	61,100	40,076.26	1,475.19	.00	21,023.74	65.6%
93510112 512111 STUDENT BODY ACTIV	100	546	.00	.00	.00	546.00	.0%
93510112 544400 LeBlanc SA - Gener	15,000	15,000	9,348.04	.00	5,651.66	.30	100.0%
93541103 512902 LeBlanc School Cle	41,847	41,847	31,714.17	724.47	.00	10,132.83	75.8%
93541408 512915 LeBlanc Security G	42,603	42,603	30,992.40	835.68	.00	11,610.60	72.7%
93547103 512960 LeBlanc Custodian	44,151	44,151	38,046.90	866.03	.00	6,104.10	86.2%
036 PAWTUCKETVILLE MEMORIAL SCHOOL							
93610103 512903 Pawtucket Elementa	1,296,573	1,296,573	875,649.12	25,514.56	.00	420,923.88	67.5%
93610103 512958 Pawtucket Paraprof	212,228	212,228	187,067.56	5,488.64	.00	25,160.44	88.1%
93610106 512903 Pawtucket SPED Tea	410,259	410,259	289,116.64	7,726.28	.00	121,142.36	70.5%
93610106 512958 Pawtucket SPED Par	246,666	246,666	226,308.14	7,112.32	.00	20,357.86	91.7%
93610109 512903 Pawtucketville ELL	0	84,324	57,047.87	1,654.03	.00	27,276.13	67.7%
93610112 544400 Pawtucket SA - Gen	26,000	27,700	22,448.39	.00	5,250.84	.77	100.0%
93610114 512111 Pawtucket - Studen	7,658	8,362	300.00	.00	1,152.40	6,909.60	17.4%
93610115 541600 Pawtucket SA - Tex	2,000	2,000	1,918.29	68.77	.00	81.71	95.9%
93610124 541000 Pawtucket SA - Tec	6,000	6,000	5,447.43	168.00	369.57	183.00	97.0%
93610803 512903 Pawtucket Kinderga	323,210	323,210	187,875.56	5,443.80	.00	135,334.44	58.1%
93611003 512903 Pawtucket Art Teac	54,351	54,351	37,512.08	1,148.60	.00	16,838.92	69.0%
93612003 512903 Pawtucket Math Tea	74,626	0	.00	.00	.00	.00	.0%
93612603 512903 Pawtucket Phys. Ed	75,031	75,031	50,762.29	1,471.79	.00	24,268.71	67.7%
93612803 512903 Pawtucket Music Te	57,551	57,551	38,935.07	1,128.87	.00	18,615.93	67.7%
93612903 512903 Pawtucket Reading	139,231	139,231	97,743.94	2,844.84	.00	41,487.06	70.2%
93636003 512904 Pawtucket Library	30,500	30,500	20,634.47	598.27	.00	9,865.53	67.7%
93636006 541601 Pawtucket SA - Lib	1,300	1,300	1,287.99	.00	.00	12.01	99.1%
93637036 530002 Pawtucket SA - Pro	15,000	15,000	7,015.00	.00	.00	7,985.00	46.8%
93641103 512101 Pawtucket Principa	119,457	119,457	86,174.53	2,297.69	.00	33,282.47	72.1%
93641103 512102 Pawtucket Asst. Pr	108,512	108,512	77,669.61	2,128.51	.00	30,842.39	71.6%
93641103 512902 Pawtucket School C	41,847	41,847	34,604.25	804.75	.00	7,242.75	82.7%
93647103 512960 Pawtucket Custodia	138,753	138,753	147,044.68	2,721.68	.00	-8,291.68	106.0%*
040 REILLY SCHOOL							
94010103 512903 Reilly Elementary	1,490,739	1,490,739	1,091,764.93	32,001.22	.00	398,974.07	73.2%




FOR 2018 11

	ORIGINAL APPROP	REVISED BUDGET	YTD EXPENDED	MTD EXPENDED	ENC/REQ	AVAILABLE BUDGET	PCT USED
94010103 512958 Reilly Paraprofess	339,574	339,574	247,488.64	7,170.92	.00	92,085.36	72.9%
94010105 512111 Reilly - Student A	8,230	8,850	8,505.00	153.50	345.00	.00	100.0%
94010106 512903 Reilly SPED Teache	466,605	466,605	315,180.07	9,138.25	.00	151,424.93	67.5%
94010106 512958 Reilly SPED Parapr	93,929	93,929	84,378.32	2,814.85	.00	9,550.68	89.8%
94010109 512903 Reilly ELL Teacher	257,252	172,928	95,506.68	2,765.51	.00	77,421.32	55.2%
94010112 544400 Reilly SA - Genera	25,000	23,589	23,148.64	.00	439.50	1.15	100.0%
94010124 541000 Reilly SA - Techno	5,800	5,800	5,797.66	.00	.00	2.34	100.0%
94010803 512903 Reilly Kindergarte	365,211	365,211	249,111.07	7,222.67	.00	116,099.93	68.2%
94011003 512903 Reilly Art Teacher	86,824	86,824	58,738.96	1,703.06	.00	28,085.04	67.7%
94012003 512903 Reilly Math Teache	80,316	80,316	54,336.56	1,575.42	.00	25,979.44	67.7%
94012603 512903 Reilly Phys. Ed. T	56,454	56,454	38,194.19	1,107.39	.00	18,259.81	67.7%
94012803 512903 Reilly Music Teach	63,451	63,451	42,927.65	1,244.63	.00	20,523.35	67.7%
94012903 512903 Reilly Reading Tea	156,628	156,628	108,089.85	3,133.93	.00	48,538.15	69.0%
94036003 512904 Reilly Library Aid	26,305	26,305	.00	.00	.00	26,305.00	.0%
94037040 530002 Reilly SA - Prof.	25,000	25,480	18,175.71	.00	.00	7,304.10	71.3%
94041103 512101 Reilly Principal	117,764	117,764	84,952.81	2,265.13	.00	32,811.19	72.1%
94041103 512102 Reilly Asst. Princ	106,958	106,958	76,557.46	2,098.03	.00	30,400.54	71.6%
94041103 512902 Reilly School Cler	41,402	41,402	34,236.60	796.20	.00	7,165.40	82.7%
94047103 512960 Reilly Custodian	139,129	139,129	116,226.18	2,677.30	.00	22,902.82	83.5%
050 SHAUGHNESSY SCHOOL							
95010103 512903 Shaughnessy Elemen	1,081,046	1,081,046	809,989.52	22,511.52	.00	271,056.48	74.9%
95010103 512958 Shaughnessy Parapr	131,889	96,889	3,456.96	.00	.00	93,432.04	3.6%
95010106 512903 Shaughnessy SPED T	484,519	469,519	303,162.29	8,817.95	.00	166,356.71	64.6%
95010106 512958 Shaughnessy SPED P	500,190	500,190	398,089.21	11,697.19	.00	102,100.79	79.6%
95010109 512903 Shaughnessy ELL Te	77,482	77,482	52,418.20	1,519.80	.00	25,063.80	67.7%
95010112 544400 Shaughnessy SA - G	33,000	36,800	32,485.88	5,836.97	4,313.72	.40	100.0%
95010124 541000 Shaughnessy SA - T	8,000	0	.00	.00	.00	.00	.0%
95010803 512903 Shaughnessy Kinder	386,560	386,560	187,028.79	5,498.15	.00	199,531.21	48.4%
95010903 512903 Shaughnessy Pre-Sc	65,130	65,130	55,442.24	1,579.34	.00	9,687.76	85.1%
95011003 512903 Shaughnessy Art Te	82,253	82,253	69,092.03	1,997.56	.00	13,160.97	84.0%
95012003 512903 Shaughnessy Math T	80,035	80,035	50,019.48	1,628.84	.00	30,015.52	62.5%
95012603 512903 Shaughnessy Phys.	76,308	76,308	51,625.60	1,496.82	.00	24,682.40	67.7%
95012803 512903 Shaughnessy Music	80,117	80,117	54,202.14	1,571.52	.00	25,914.86	67.7%
95012903 512903 Shaughnessy Readin	55,609	55,609	37,622.21	1,090.81	.00	17,986.79	67.7%
95036003 512904 Shaughnessy Librar	27,968	27,968	18,921.93	548.62	.00	9,046.07	67.7%
95037050 530002 Shaughnessy SA - P	10,000	10,000	4,649.42	.00	.00	5,350.58	46.5%
95041103 512101 Shaughnessy Princi	122,081	122,081	88,066.92	2,348.16	.00	34,014.08	72.1%
95041103 512102 Shaughnessy Asst.	108,854	108,854	77,914.13	2,135.21	.00	30,939.87	71.6%
95041103 512902 Shaughnessy School	41,847	41,847	34,604.25	804.75	.00	7,242.75	82.7%
95041112 512111 STUDENT BODY ACTIV	7,305	7,076	.00	.00	.00	7,076.00	.0%
95047103 512960 Shaughnessy Custod	141,060	141,060	123,517.91	2,766.95	.00	17,542.09	87.6%




FOR 2018 11

	ORIGINAL APPROP	REVISED BUDGET	YTD EXPENDED	MTD EXPENDED	ENC/REQ	AVAILABLE BUDGET	PCT USED
<u>99310451 512135 Social Workers</u>	509,604	509,604	367,226.78	10,508.78	.00	142,377.22	72.1%
054 VARNUM SCHOOL							
<u>95410106 512903 LDS SPED Teacher</u>	400,000	400,000	296,593.74	8,839.34	.00	103,406.26	74.1%
<u>95410106 512958 LDS SPED Paraprofe</u>	589,728	589,728	425,585.88	12,255.13	.00	164,142.12	72.2%
<u>95410112 544400 LDS SA General Sup</u>	0	10,000	9,848.15	.00	151.78	.07	100.0%
<u>95437054 530002 LDS SA - Prof. Dev</u>	15,000	5,000	695.00	.00	.00	4,305.00	13.9%
<u>95441103 512101 LDS Principal</u>	90,637	90,637	75,363.59	2,116.77	.00	15,273.41	83.1%
<u>95441103 512902 LDS School Clerk</u>	40,000	40,000	28,971.02	804.75	.00	11,028.98	72.4%
055 WASHINGTON SCHOOL							
<u>95510103 512903 Washington Element</u>	631,456	631,456	377,544.76	10,946.44	.00	253,911.24	59.8%
<u>95510103 512958 Washington Parapro</u>	161,771	161,771	81,111.23	2,411.07	.00	80,659.77	50.1%
<u>95510106 512903 Washington SPED Te</u>	313,226	313,226	269,954.94	7,942.65	.00	43,271.06	86.2%
<u>95510106 512958 Washington SPED Pa</u>	245,158	245,158	210,832.76	5,768.05	.00	34,325.24	86.0%
<u>95510112 544400 Washington SA - Ge</u>	20,000	18,600	17,605.25	312.23	981.51	13.24	99.9%
<u>95510803 512903 Washington Kinderg</u>	148,920	148,920	102,479.34	2,971.26	.00	46,440.66	68.8%
<u>95510903 512903 Washington Pre-Sch</u>	60,924	60,924	51,625.60	1,496.82	.00	9,298.40	84.7%
<u>95511003 512903 Washington Art Tea</u>	86,824	86,824	58,738.96	1,703.06	.00	28,085.04	67.7%
<u>95512003 512903 Washington Math Te</u>	0	74,626	50,487.50	1,463.82	.00	24,138.50	67.7%
<u>95512603 512903 Washington Phys. E</u>	78,214	78,214	52,913.87	1,534.17	.00	25,300.13	67.7%
<u>95512803 512903 Washington Music T</u>	71,345	71,345	48,266.96	1,399.44	.00	23,078.04	67.7%
<u>95512903 512903 Washington Reading</u>	78,337	78,337	55,030.71	1,595.55	.00	23,306.29	70.2%
<u>95536003 512904 Washington Library</u>	32,000	32,000	21,649.10	627.69	.00	10,350.90	67.7%
<u>95536006 541601 Washington SA - Li</u>	500	500	.00	.00	.00	500.00	.0%
<u>95537055 530002 Washington SA - Pr</u>	6,000	6,000	2,600.00	.00	.00	3,400.00	43.3%
<u>95541103 512101 Washington Princip</u>	122,619	122,619	87,942.53	2,352.69	.00	34,676.47	71.7%
<u>95541103 512902 Washington School</u>	43,017	43,017	35,208.45	827.23	.00	7,808.55	81.8%
<u>95541112 512111 STUDENT BODY ACTIV</u>	3,844	3,795	2,538.79	.00	.00	1,256.21	66.9%
<u>95547103 512960 Washington Custodi</u>	50,160	50,160	56,792.10	1,834.41	.00	-6,632.10	113.2%*
060 STOKLOSA MIDDLE SCHOOL							
<u>96010104 512958 Stoklosa Paraprofe</u>	133,331	133,331	111,650.97	3,426.91	.00	21,680.03	83.7%
<u>96010105 512111 Stoklosa - Student</u>	8,033	8,254	2,985.50	775.00	100.00	5,168.50	37.4%
<u>96010112 544400 Stoklosa SA - Gene</u>	30,000	46,980	46,839.78	.00	128.98	11.24	100.0%
<u>96010124 541000 Stoklosa SA - Tech</u>	0	15,000	14,999.42	.00	.00	.58	100.0%
<u>96010603 512903 Stoklosa Middle Sc</u>	944,652	825,922	443,553.29	12,877.92	.00	382,368.71	53.7%
<u>96010606 512903 Stoklosa SPED Teac</u>	492,879	492,879	343,267.16	8,790.69	.00	149,611.84	69.6%




FOR 2018 11

	ORIGINAL APPROP	REVISED BUDGET	YTD EXPENDED	MTD EXPENDED	ENC/REQ	AVAILABLE BUDGET	PCT USED
96010606 512958 Stoklosa SPED Para	94,080	94,080	54,175.85	1,371.92	.00	39,904.15	57.6%
96010609 512903 Stoklosa ELL Teach	134,729	134,729	95,081.39	2,756.77	.00	39,647.61	70.6%
96011004 512903 Stoklosa Art Teach	148,826	148,826	100,685.16	2,919.24	.00	48,140.84	67.7%
96011503 512903 Stoklosa English T	430,787	430,787	402,191.24	11,661.04	.00	28,595.76	93.4%
96012003 512903 Stoklosa Math Teac	470,929	470,929	424,374.53	12,341.21	.00	46,554.47	90.1%
96012606 512903 Stoklosa Phys. Ed.	203,311	203,311	150,848.01	4,355.17	.00	52,462.99	74.2%
96012806 512903 Stoklosa Music Tea	154,479	154,479	104,510.59	3,030.15	.00	49,968.41	67.7%
96013006 512903 Stoklosa Science T	246,236	246,236	168,617.48	4,888.86	.00	77,618.52	68.5%
96013106 512903 Stoklosa Social St	132,973	132,973	89,959.81	2,608.27	.00	43,013.19	67.7%
96035003 512105 Stoklosa Guidance	85,401	85,401	59,452.01	1,675.17	.00	25,948.99	69.6%
96036004 512904 Stoklosa Library A	33,500	33,500	14,167.31	410.76	.00	19,332.69	42.3%
96036006 541601 Stoklosa SA - Libr	3,000	3,000	2,811.86	231.46	159.36	28.78	99.0%
96041103 512105 Stoklosa Asst. Pri	105,381	105,381	79,957.09	2,191.19	.00	25,423.91	75.9%
96041109 512101 Stoklosa Principal	109,000	109,000	82,605.98	2,202.54	.00	26,394.02	75.8%
96041109 512902 Stoklosa School Cl	42,291	42,291	26,805.39	724.47	.00	15,485.61	63.4%
96047103 512960 Stoklosa Custodian	141,019	177,272	159,561.12	3,608.79	.00	17,710.88	90.0%
070 MCDONOUGH CITY SCHOOL							
96037070 530002 Stoklosa SA - Prof	23,940	23,940	12,577.54	1,750.00	.00	11,362.46	52.5%
075 MCAULIFFE SCHOOL							
97510103 512903 McAuliffe Elementa	1,109,387	1,034,387	790,471.77	22,350.54	.00	243,915.23	76.4%
97510103 512958 McAuliffe Paraprof	240,961	240,961	149,918.46	4,339.71	.00	91,042.54	62.2%
97510104 512111 McAuliffe - Studen	7,812	7,348	2,388.65	.00	3,262.02	1,697.33	76.9%
97510106 512903 McAuliffe SPED Tea	458,036	458,036	353,563.03	10,359.35	.00	104,472.97	77.2%
97510106 512958 McAuliffe SPED Par	147,628	147,628	90,754.59	3,242.45	.00	56,873.41	61.5%
97510109 512903 McAuliffe TBE Teac	0	75,000	45,771.63	1,327.09	.00	29,228.37	61.0%
97510112 544400 McAuliffe SA - Gen	30,900	28,600	28,416.50	120.00	182.57	.93	100.0%
97510803 512903 McAuliffe Kinderga	320,041	320,041	216,519.51	6,277.71	.00	103,521.49	67.7%
97510903 512903 McAuliffe Pre-Scho	142,611	142,611	57,021.92	3,113.84	.00	85,589.08	40.0%
97511003 512903 McAuliffe Art Teac	80,035	80,035	54,147.27	1,569.93	.00	25,887.73	67.7%
97512003 512903 McAuliffe Math Tea	50,000	50,000	36,521.01	1,607.05	.00	13,478.99	73.0%
97512603 512903 McAuliffe Phys. Ed	75,031	75,031	50,762.29	1,471.79	.00	24,268.71	67.7%
97512803 512903 McAuliffe Music Te	85,724	39,184	28,172.49	1,571.38	.00	11,011.51	71.9%
97512903 512903 McAuliffe Reading	92,767	92,767	58,860.66	.00	.00	33,906.34	63.4%
97536003 512904 McAuliffe Library	31,696	31,696	21,443.61	621.73	.00	10,252.39	67.7%
97537075 530002 McAuliffe SA - Pro	20,000	20,000	14,040.02	.00	315.00	5,644.98	71.8%
97541103 512101 McAuliffe Principa	122,239	122,239	82,565.54	2,106.90	.00	39,673.46	67.5%
97541103 512102 McAuliffe Asst. Pr	99,193	99,193	67,447.43	2,135.21	.00	31,745.57	68.0%
97541103 512902 McAuliffe School C	42,290	42,290	34,971.47	813.29	.00	7,318.53	82.7%




FOR 2018 11

	ORIGINAL APPROP	REVISED BUDGET	YTD EXPENDED	MTD EXPENDED	ENC/REQ	AVAILABLE BUDGET	PCT USED
97547103 512960 McAuliffe Custodia	95,521	95,521	100,031.37	1,873.71	.00	-4,510.37	104.7%*
080 MURKLAND SCHOOL							
98010103 512903 Murkland Elementar	1,188,013	1,149,522	746,899.47	21,956.69	.00	402,622.53	65.0%
98010103 512958 Murkland Paraprofe	318,798	318,798	255,154.86	7,443.32	.00	63,643.14	80.0%
98010106 512903 Murkland SPED Teac	496,365	496,365	363,428.92	10,541.99	.00	132,936.08	73.2%
98010106 512958 Murkland SPED Para	220,932	220,932	112,604.32	3,675.35	.00	108,327.68	51.0%
98010109 512903 Murkland ELL Teach	98,099	98,099	53,190.41	1,542.19	.00	44,908.59	54.2%
98010112 544400 Murkland SA - Gene	36,100	33,600	32,593.14	1,024.25	877.14	129.72	99.6%
98010803 512903 Murkland Kindergar	285,306	285,306	228,246.31	6,654.77	.00	57,059.69	80.0%
98010903 512903 Murkland Pre-Schoo	142,611	82,611	56,889.53	3,099.13	.00	25,721.47	68.9%
98011003 512903 Murkland Art Teach	63,451	63,451	45,771.63	1,327.09	.00	17,679.37	72.1%
98012003 512903 Murkland Math Teac	80,035	80,035	54,147.27	1,569.93	.00	25,887.73	67.7%
98012603 512903 Murkland Phys. Ed.	50,000	50,000	38,935.07	1,128.87	.00	11,064.93	77.9%
98012803 512903 Murkland Music Tea	83,169	83,169	56,266.91	1,631.39	.00	26,902.09	67.7%
98012903 512903 Murkland Reading T	162,555	162,555	113,431.17	3,288.79	.00	49,123.83	69.8%
98013004 512111 Murkland - Student	7,570	7,620	3,549.28	.00	2,380.00	1,690.72	77.8%
98036003 512904 Murkland Library A	28,800	28,800	19,484.46	564.93	.00	9,315.54	67.7%
98037080 530002 Murkland SA - Prof	15,000	16,800	13,109.00	470.00	.00	3,691.00	78.0%
98041103 512101 Murkland Principal	107,411	107,411	79,223.30	2,106.90	.00	28,187.70	73.8%
98041103 512102 Murkland Asst. Pri	100,000	100,000	80,293.25	2,200.41	.00	19,706.75	80.3%
98041103 512902 Murkland School Cl	41,042	41,042	34,087.03	796.20	.00	6,954.97	83.1%
98047103 512960 Murkland Custodian	182,116	166,731	117,953.63	2,636.90	.00	48,777.37	70.7%
305 BARTLETT SCHOOL							
98310103 512903 Bartlett Elementar	508,305	508,305	416,599.20	12,078.78	.00	91,705.80	82.0%
98310103 512958 Bartlett Paraprofe	204,530	204,530	146,246.83	4,233.59	.00	58,283.17	71.5%
98310603 512903 Bartlett Middle Sc	270,722	402,165	313,254.12	9,089.73	.00	88,910.88	77.9%
98310606 512903 Bartlett SPED Teac	748,504	617,061	455,625.11	12,997.37	.00	161,435.89	73.8%
98310606 512958 Bartlett SPED Para	288,641	288,641	251,950.59	6,456.14	.00	36,690.41	87.3%
98310609 512903 Bartlett ELL Teach	84,323	84,323	.00	.00	.00	84,323.00	.0%
98310612 544400 Bartlett SA - Gene	34,065	29,655	22,800.40	1,514.12	6,720.14	134.46	99.5%
98310624 541000 Bartlett SA - Tech	8,000	8,000	7,980.96	.00	.00	19.04	99.8%
98310803 512903 Bartlett Kindergar	170,047	170,047	129,366.77	3,744.78	.00	40,680.23	76.1%
98310903 512903 Bartlett Pre-Schoo	158,765	98,765	62,194.61	3,188.05	.00	36,570.39	63.0%
98311003 512903 Bartlett Art Teach	72,525	72,525	49,064.81	1,422.57	.00	23,460.19	67.7%
98311203 512903 Bartlett Computer	78,622	78,622	53,190.41	1,542.19	.00	25,431.59	67.7%
98311503 512903 Bartlett English T	165,808	125,808	80,827.18	2,374.77	.00	44,980.82	64.2%
98312003 512903 Bartlett Math Teac	187,173	187,173	147,812.75	4,281.42	.00	39,360.25	79.0%
98312603 512903 Bartlett Phys. Ed.	75,783	75,783	51,270.65	1,486.53	.00	24,512.35	67.7%




FOR 2018 11

	ORIGINAL APPROP	REVISED BUDGET	YTD EXPENDED	MTD EXPENDED	ENC/REQ	AVAILABLE BUDGET	PCT USED
98312803 512903 Bartlett Music Tea	76,730	76,730	51,910.89	1,505.09	.00	24,819.11	67.7%
98312903 512903 Bartlett Reading T	75,423	75,423	51,549.74	1,519.80	.00	23,873.26	68.3%
98313003 512903 Bartlett Science T	61,753	61,753	41,778.70	1,211.32	.00	19,974.30	67.7%
98313103 512903 Bartlett Social St	47,694	47,694	36,769.40	1,066.08	.00	10,924.60	77.1%
98335003 512105 Bartlett Guidance	83,911	83,911	58,414.83	1,645.94	.00	25,496.17	69.6%
98336003 512904 Bartlett Library A	27,969	27,969	19,484.46	564.93	.00	8,484.54	69.7%
98336006 541601 Bartlett SA - Libr	2,000	2,000	1,937.41	.00	31.41	31.18	98.4%
98337030 530002 Bartlett SA - Prof	14,000	14,000	12,417.35	.00	.00	1,582.65	88.7%
98341103 512101 Bartlett Principal	121,497	121,497	87,646.78	2,336.94	.00	33,850.22	72.1%
98341103 512102 Bartlett Asst. Pri	102,391	102,391	73,288.41	2,008.44	.00	29,102.59	71.6%
98341103 512902 Bartlett School Cl	41,402	41,402	34,087.02	796.20	.00	7,314.98	82.3%
98341112 512111 STUDENT BODY ACTIV	7,295	7,099	4,188.90	100.00	1,676.25	1,233.85	82.6%
98347103 512960 Bartlett Custodian	182,467	162,132	115,995.39	2,662.97	.00	46,136.61	71.5%
<hr/>							
310 BUTLER SCHOOL							
98410603 512903 Butler Middle Scho	740,518	707,084	393,337.47	11,168.89	.00	313,746.53	55.6%
98410603 512958 Butler Paraprofess	166,191	166,191	130,484.76	3,726.59	.00	35,706.24	78.5%
98410604 541500 BASIC TEXT	625	625	528.91	.00	.00	96.09	84.6%
98410606 512903 Butler SPED Teache	604,170	604,170	427,600.91	12,397.75	.00	176,569.09	70.8%
98410606 512958 Butler SPED Parapr	133,687	72,587	42,308.19	1,175.97	.00	30,278.81	58.3%
98410609 512903 Butler ELL Teacher	291,129	291,129	203,900.48	5,911.84	.00	87,228.52	70.0%
98410612 544400 Butler SA - Genera	30,000	24,780	21,410.08	1,500.25	3,109.40	260.52	98.9%
98410624 541000 Butler SA - Techno	6,500	3,000	2,920.95	.00	.00	79.05	97.4%
98411003 512903 Butler Art Teacher	144,385	68,385	45,771.63	1,327.09	.00	22,613.37	66.9%
98411503 512903 Butler English Tea	263,623	233,623	153,691.96	3,489.53	.00	79,931.04	65.8%
98412003 512903 Butler Math Teache	376,512	376,512	330,913.58	9,594.42	.00	45,598.42	87.9%
98412603 512903 Butler Phys. Ed. T	157,244	157,244	110,844.66	3,120.70	.00	46,399.34	70.5%
98412803 512903 Butler Music Teach	159,887	159,887	90,426.61	2,211.95	.00	69,460.39	56.6%
98413003 512903 Butler Science Tea	163,553	163,553	91,396.36	2,697.86	.00	72,156.64	55.9%
98413103 512903 Butler Social Stud	133,109	133,109	92,311.32	2,720.02	.00	40,797.68	69.4%
98435003 512105 Butler Guidance Co	80,941	80,941	56,857.51	1,602.06	.00	24,083.49	70.2%
98436003 512904 Butler Library Aid	18,777	0	.00	.00	.00	.00	.0%
98437031 530002 Butler SA - Prof.	22,130	30,630	13,585.00	.00	.00	17,045.00	44.4%
98441103 512101 Butler Principal	117,100	117,100	84,474.69	2,252.37	.00	32,625.31	72.1%
98441103 512102 Butler Asst. Princ	113,625	113,625	79,957.09	2,191.19	.00	33,667.91	70.4%
98441103 512902 Butler School Cler	38,807	38,807	31,959.92	746.30	.00	6,847.08	82.4%
98441112 512111 STUDENT BODY ACTIV	6,809	7,320	6,132.96	.00	1,095.00	91.54	98.7%
98447103 512960 Butler Custodian	146,018	146,018	155,901.73	3,592.38	.00	-9,883.73	106.8%*
<hr/>							
315 DALEY SCHOOL							
98510603 512903 Daley Middle Schoo	879,636	879,636	577,648.86	16,768.35	.00	301,987.14	65.7%




FOR 2018 11

	ORIGINAL APPROP	REVISED BUDGET	YTD EXPENDED	MTD EXPENDED	ENC/REQ	AVAILABLE BUDGET	PCT USED
98510603 512958 Daley Paraprofessi	121,451	121,451	112,594.29	3,264.53	.00	8,856.71	92.7%
98510606 512903 Daley SPED Teacher	811,677	811,677	540,910.72	15,802.03	.00	270,766.28	66.6%
98510606 512958 Daley SPED Parapro	308,640	308,640	263,114.02	7,720.91	.00	45,525.98	85.2%
98510609 512903 Daley ELL Teacher	163,193	163,193	110,406.13	3,201.09	.00	52,786.87	67.7%
98510612 544400 Daley SA - General	42,000	39,864	31,524.65	2,206.40	8,338.71	.64	100.0%
98510615 541600 Daley SA - Textboo	3,360	3,360	2,368.96	831.50	68.54	922.50	72.5%
98510624 541000 Daley SA - Technol	5,000	5,000	4,887.72	1,398.81	94.30	17.98	99.6%
98511003 512903 Daley Art Teacher	75,783	75,783	51,270.65	1,486.53	.00	24,512.35	67.7%
98511203 512903 Daley Computer Tea	79,373	79,373	53,699.12	1,556.94	.00	25,673.88	67.7%
98511503 512903 Daley English Teac	238,392	238,392	161,787.95	4,690.85	.00	76,604.05	67.9%
98511903 512903 Daley Tech. Ed. Te	81,265	81,265	54,978.64	1,594.04	.00	26,286.36	67.7%
98512003 512903 Daley Math Teacher	448,058	448,058	368,258.37	10,682.45	.00	79,799.63	82.2%
98512603 512903 Daley Phys. Ed. Te	240,066	240,066	162,548.22	4,723.78	.00	77,517.78	67.7%
98512803 512903 Daley Music Teache	88,326	88,326	58,202.41	1,732.54	.00	30,123.59	65.9%
98513003 512903 Daley Science Teac	244,244	212,979	110,261.21	3,196.89	.00	102,717.79	51.8%
98513103 512903 Daley Social Studi	241,276	241,276	177,114.28	5,129.34	.00	64,161.72	73.4%
98535003 512105 Daley Guidance Cou	88,623	88,623	61,694.96	1,738.37	.00	26,928.04	69.6%
98536003 512904 Daley Library Aide	21,422	21,422	14,493.50	420.22	.00	6,928.50	67.7%
98536006 541601 Daley SA - Library	4,000	4,000	3,736.26	86.32	257.98	5.76	99.9%
98537031 530002 Daley SA - Prof. D	20,000	23,836	14,203.75	.00	.00	9,632.25	59.6%
98541103 512101 Daley Principal	131,067	131,067	94,548.28	2,520.98	.00	36,518.72	72.1%
98541103 512102 Daley Asst. Princi	110,158	110,158	78,847.23	2,160.78	.00	31,310.77	71.6%
98541103 512902 Daley School Clerk	42,291	42,291	34,971.47	813.29	.00	7,319.53	82.7%
98541112 512111 STUDENT BODY ACTIV	8,169	8,536	3,240.00	.00	.00	5,296.00	38.0%
98547103 512960 Daley Custodian	186,735	186,735	172,346.81	4,396.50	.00	14,388.19	92.3%
330 ROBINSON SCHOOL							
98610603 512903 Robinson Middle Sc	1,014,035	727,764	410,796.30	11,702.34	.00	316,967.91	56.4%
98610603 512958 Robinson Paraprofe	165,448	165,448	155,929.55	4,508.16	.00	9,518.45	94.2%
98610606 512903 Robinson SPED Teac	763,284	763,284	526,342.92	16,487.13	.00	236,941.08	69.0%
98610606 512958 Robinson SPED Para	118,173	118,173	129,288.24	3,580.93	.00	-11,115.24	109.4%*
98610609 512903 Robinson ELL Teach	294,544	294,544	257,862.63	7,470.20	.00	36,681.37	87.5%
98610612 544400 Robinson SA - Gene	36,880	47,652	38,501.50	1,096.19	9,138.52	11.74	100.0%
98610624 541000 Robinson SA - Tech	15,000	9,583	9,404.25	.00	178.99	.00	100.0%
98611003 512903 Robinson Art Teach	126,730	126,730	51,910.89	1,505.09	.00	74,819.11	41.0%
98611203 512903 Robinson Computer	0	35,731	16,510.62	1,216.47	.00	19,220.25	46.2%
98611503 512903 Robinson English T	394,212	626,022	479,807.04	13,790.94	.00	146,214.88	76.6%
98612003 512903 Robinson Math Teac	480,042	480,042	446,308.34	12,255.09	.00	33,733.66	93.0%
98612603 512903 Robinson Phys. Ed.	242,560	242,560	110,909.85	3,215.69	.00	131,650.15	45.7%
98612803 512903 Robinson Music Tea	130,514	130,514	121,145.28	3,506.98	.00	9,368.72	92.8%
98613003 512903 Robinson Science T	199,094	199,094	91,526.37	2,653.69	.00	107,567.63	46.0%
98613103 512903 Robinson Social St	135,127	135,127	123,773.03	4,009.61	.00	11,353.97	91.6%




FOR 2018 11

	ORIGINAL APPROP	REVISED BUDGET	YTD EXPENDED	MTD EXPENDED	ENC/REQ	AVAILABLE BUDGET	PCT USED
98635003 512105 Robinson Guidance	85,401	85,401	59,452.01	1,675.17	.00	25,948.99	69.6%
98636003 512904 Robinson Library A	27,968	27,968	23,493.38	679.23	.00	4,474.62	84.0%
98637033 530002 Robinson SA - Prof	15,000	15,000	6,192.00	365.00	2,369.00	6,439.00	57.1%
98641103 512101 Robinson Principal	114,414	114,414	89,979.83	2,369.13	.00	24,434.17	78.6%
98641103 512102 Robinson Asst. Pri	108,703	108,703	80,201.68	2,197.90	.00	28,501.32	73.8%
98641103 512902 Robinson School Cl	43,017	43,017	35,208.45	827.23	.00	7,808.55	81.8%
98641112 512111 STUDENT BODY ACTIV	7,650	8,032	3,196.19	615.00	.00	4,835.81	39.8%
98647103 512960 Robinson Custodian	226,225	191,317	149,133.62	3,515.24	.00	42,183.38	78.0%
335 ROGERS SCHOOL							
98710603 512301 Rogers SA - Tutors	0	3,600	2,940.00	360.00	.00	660.00	81.7%
98710603 512903 Rogers Middle Scho	362,033	343,303	241,553.93	7,003.55	.00	101,749.07	70.4%
98710603 512958 Rogers Paraprofess	264,406	396,713	270,213.85	7,785.46	.00	126,499.15	68.1%
98710605 512111 STUDENT BODY ACTIV	8,378	9,840	4,925.50	325.00	688.15	4,226.35	57.0%
98710606 512903 Rogers SPED Teache	515,579	515,579	445,928.23	12,924.81	.00	69,650.77	86.5%
98710606 512958 Rogers SPED Parapr	384,891	384,891	238,654.74	7,128.80	.00	146,236.26	62.0%
98710609 512903 Rogers ELL Teacher	163,382	163,382	128,396.35	3,718.22	.00	34,985.65	78.6%
98710612 544400 Rogers SA - Genera	40,000	49,500	49,449.89	198.99	50.11	.00	100.0%
98710617 512903 Rogers Pre-School	160,971	87,440	57,995.98	1,681.52	.00	29,444.02	66.3%
98710619 512903 Rogers Elementary	1,396,610	1,322,559	973,847.65	26,992.64	.00	348,711.35	73.6%
98710620 512903 Rogers Kindergarte	291,202	291,202	211,217.24	6,118.19	.00	79,984.76	72.5%
98711003 512903 Rogers Art Teacher	71,344	71,344	48,266.96	1,399.44	.00	23,077.04	67.7%
98712003 512903 Rogers Math Teache	50,000	0	.00	.00	.00	.00	.0%
98712603 512903 Rogers Phys. Ed Te	138,727	138,727	124,697.61	3,697.00	.00	14,029.39	89.9%
98712803 512903 Rogers Music Teach	86,824	86,824	58,738.96	1,703.06	.00	28,085.04	67.7%
98713003 512903 Rogers Science Tea	79,012	79,012	53,699.12	1,556.94	.00	25,312.88	68.0%
98713103 512903 Rogers Social Stud	0	50,000	30,629.09	888.05	.00	19,370.91	61.3%
98735003 512105 Rogers Guidance Co	80,941	80,941	66,739.23	1,876.35	.00	14,201.77	82.5%
98736003 512904 Rogers Library Aid	20,824	2,101	.00	.00	.00	2,101.00	.0%
98737033 530002 Rogers SA - Prof.	15,000	15,000	10,516.50	.00	.00	4,483.50	70.1%
98741103 512101 Rogers Principal	126,675	126,675	92,524.68	2,467.58	.00	34,150.32	73.0%
98741103 512102 Rogers Asst. Princ	115,057	115,057	82,354.07	2,256.88	.00	32,702.93	71.6%
98741103 512902 Rogers School Cler	40,106	40,106	34,087.02	796.20	.00	6,018.98	85.0%
98747103 512960 Rogers Custodian	223,991	178,698	136,664.44	3,502.73	.00	42,033.56	76.5%
340 SULLIVAN SCHOOL							
98810603 512903 Sullivan Middle Sc	938,944	882,667	565,092.84	16,384.16	.00	317,574.16	64.0%
98810603 512958 Sullivan Paraprofe	128,113	183,152	145,775.17	4,171.92	.00	37,376.83	79.6%
98810606 512903 Sullivan SPED Teac	750,550	668,768	498,236.71	14,695.12	.00	170,531.29	74.5%
98810606 512958 Sullivan SPED Para	136,593	200,883	167,781.11	5,041.07	.00	33,101.89	83.5%




FOR 2018 11

	ORIGINAL APPROP	REVISED BUDGET	YTD EXPENDED	MTD EXPENDED	ENC/REQ	AVAILABLE BUDGET	PCT USED
98810609 512903 Sullivan ELL Teach	319,735	319,735	188,672.41	5,464.12	.00	131,062.59	59.0%
98810612 544400 Sullivan SA - Gene	57,257	47,310	42,904.07	.00	3,951.72	454.21	99.0%
98810624 541000 Sullivan SA - Tech	9,000	3,166	2,156.03	.00	999.50	10.71	99.7%
98811003 512903 Sullivan Art Teach	159,478	159,478	107,892.51	3,128.21	.00	51,585.49	67.7%
98811503 512903 Sullivan English T	396,935	396,935	327,464.69	9,488.90	.00	69,470.31	82.5%
98811903 512903 Sullivan Tech. Ed.	55,609	55,609	37,622.21	1,090.81	.00	17,986.79	67.7%
98812003 512903 Sullivan Math Teac	469,091	469,091	211,909.94	6,082.82	.00	257,181.06	45.2%
98812603 512903 Sullivan Phys. Ed.	165,749	165,749	112,135.20	3,251.22	.00	53,613.80	67.7%
98812803 512903 Sullivan Music Tea	139,121	103,510	39,448.12	1,186.71	.00	64,061.88	38.1%
98813003 512903 Sullivan Science T	158,658	158,658	105,383.24	3,050.16	.00	53,274.76	66.4%
98813103 512903 Sullivan Social St	146,322	146,322	98,993.72	2,870.20	.00	47,328.28	67.7%
98835003 512105 Sullivan Guidance	90,440	90,440	62,960.88	1,774.04	.00	27,479.12	69.6%
98836003 512904 Sullivan Library A	31,098	31,098	21,039.03	610.00	.00	10,058.97	67.7%
98837034 530002 Sullivan SA - Prof	9,200	20,034	14,057.46	158.00	370.60	5,605.70	72.0%
98841103 512101 Sullivan Principal	109,000	109,000	88,942.45	2,403.85	.00	20,057.55	81.6%
98841103 512102 Sullivan Asst. Pri	112,050	112,050	80,998.14	2,219.72	.00	31,051.86	72.3%
98841103 512902 Sullivan School Cl	41,402	41,402	34,236.60	796.20	.00	7,165.40	82.7%
98841112 512111 STUDENT BODY ACTIV	8,108	7,873	.00	.00	.00	7,873.00	.0%
98847103 512960 Sullivan Custodian	133,816	187,427	156,781.58	3,598.33	.00	30,645.42	83.6%
345 WANG SCHOOL							
98910603 512903 Wang Middle School	1,186,146	1,021,908	645,351.46	18,711.16	.00	376,556.54	63.2%
98910603 512958 Wang Paraprofessio	57,808	57,808	57,993.37	1,709.00	.00	-185.37	100.3%*
98910606 512903 Wang SPED Teacher	632,961	632,961	426,646.37	11,274.29	.00	206,314.63	67.4%
98910606 512958 Wang SPED Paraprof	131,087	131,087	69,072.84	1,595.40	.00	62,014.16	52.7%
98910609 512903 Wang ELL Teacher	300,299	300,299	203,670.76	5,905.18	.00	96,628.24	67.8%
98910612 544400 Wang SA - General	45,000	45,000	35,872.49	.00	9,127.50	.01	100.0%
98910615 541600 Wang Textbooks	5,000	5,000	4,784.00	2,597.75	216.00	.00	100.0%
98910624 541000 Wang SA - Technolo	5,000	5,000	4,999.99	.00	.00	.01	100.0%
98911003 512903 Wang Art Teacher	137,536	137,536	72,407.79	2,099.37	.00	65,128.21	52.6%
98911203 512903 Wang Computer Teac	50,000	50,000	.00	.00	.00	50,000.00	.0%
98911503 512903 Wang English Teach	307,507	307,507	247,654.95	7,180.45	.00	59,852.05	80.5%
98912003 512903 Wang Math Teacher	313,981	459,489	355,184.07	10,260.15	.00	104,304.93	77.3%
98912603 512903 Wang Phys. Ed. Tea	159,479	159,479	151,805.56	4,395.80	.00	7,673.44	95.2%
98912803 512903 Wang Music Teacher	154,082	154,082	104,242.19	3,022.37	.00	49,839.81	67.7%
98913003 512903 Wang Science Teach	216,420	216,420	142,246.31	2,835.06	.00	74,173.69	65.7%
98913103 512903 Wang Social Studie	211,145	211,145	142,847.69	4,141.69	.00	68,297.31	67.7%
98935003 512105 Wang Guidance Coun	80,941	80,941	56,347.10	1,587.68	.00	24,593.90	69.6%
98936003 512904 Wang Library Aide	27,968	27,968	18,921.93	548.62	.00	9,046.07	67.7%
98936006 541601 Wang SA - Library/	1,500	1,500	873.07	.00	625.76	1.17	99.9%
98937034 530002 Wang SA - Prof. De	15,880	19,180	19,321.98	.00	.00	-141.98	100.7%*
98941103 512101 Wang Principal	134,983	134,983	96,809.34	2,589.90	.00	38,173.66	71.7%



FOR 2018 11

	ORIGINAL APPROP	REVISED BUDGET	YTD EXPENDED	MTD EXPENDED	ENC/REQ	AVAILABLE BUDGET	PCT USED
98941103 512102 Wang Asst. Princip	105,699	105,699	79,291.56	2,132.26	.00	26,407.44	75.0%
98941103 512902 Wang School Clerk	41,402	41,402	34,236.60	796.20	.00	7,165.40	82.7%
98941104 541500 BASIC TEXT	625	625	614.25	210.00	10.75	.00	100.0%
98941112 512111 STUDENT BODY ACTIV	8,591	8,450	5,611.40	.00	2,183.55	655.05	92.2%
98947103 512960 Wang Custodian	183,376	183,376	161,752.92	3,596.98	.00	21,623.08	88.2%
505 LOWELL HIGH SCHOOL							
99010706 512106 LHS Headmaster	145,621	145,621	106,428.09	2,692.31	.00	39,192.91	73.1%
99010706 512108 LHS Housemaster	439,668	439,668	322,400.75	8,835.27	.00	117,267.25	73.3%
99010707 512914 LHS Discipline & O	99,329	99,329	81,946.53	2,302.63	.00	17,382.47	82.5%
99010708 512112 LHS - Coord. of Stu	115,903	115,903	96,600.11	2,273.47	.00	19,302.89	83.3%
99010709 512903 LHS R.O.T.C. Teach	210,557	210,557	199,606.29	7,204.17	.00	10,950.71	94.8%
99010712 512903 LHS SPED Teacher	2,141,154	2,141,154	1,436,139.38	41,211.24	.00	705,014.62	67.1%
99010712 512958 LHS SPED Paraprofe	626,160	626,160	489,659.40	14,170.53	.00	136,500.60	78.2%
99010718 524006 LHS SA - Rental of	18,000	18,000	.00	.00	.00	18,000.00	.0%
99010718 544400 LHS SA - General S	110,740	111,631	61,388.82	890.25	16,630.20	33,611.55	69.9%
99010719 512903 LHS ELL Teacher	1,152,197	1,152,197	818,703.59	23,741.25	.00	333,493.41	71.1%
99010721 541600 LHS SA - Textbooks	111,458	112,372	93,800.75	.00	1,013.92	17,557.33	84.4%
99011003 512109 LHS Academic Chair	114,441	114,441	81,913.06	2,244.80	.00	32,527.94	71.6%
99011006 512903 LHS Art Teacher	319,960	319,960	217,480.38	6,316.44	.00	102,479.62	68.0%
99011207 512917 LHS Computer Repai	89,219	89,219	59,112.57	1,195.70	.00	30,106.43	66.3%
99011503 512109 LHS Academic Chair	109,294	109,294	78,229.76	2,143.86	.00	31,064.24	71.6%
99011506 512903 LHS English Teache	2,170,620	2,170,620	1,424,549.49	41,364.43	.00	746,070.51	65.6%
99011603 512109 LHS Academic Chair	107,478	107,478	78,198.46	2,108.22	.00	29,279.54	72.8%
99011606 512903 LHS Foreign Langua	1,327,353	1,327,353	937,240.08	27,199.65	.00	390,112.92	70.6%
99012003 512109 LHS Academic Chair	102,766	102,766	73,557.54	2,015.82	.00	29,208.46	71.6%
99012006 512903 LHS Math Teacher	2,020,644	2,020,644	1,442,993.54	41,938.87	.00	577,650.46	71.4%
99012603 512109 LHS Academic Chair	56,315	56,315	56,315.00	.00	.00	.00	100.0%
99012606 512903 LHS Phys. Ed. Teac	1,113,050	1,113,050	899,403.58	26,071.66	.00	213,646.42	80.8%
99012706 512903 LHS Business Teach	387,141	387,141	211,064.25	6,119.55	.00	176,076.75	54.5%
99012806 512110 Instrumental Band	7,500	7,500	5,000.00	.00	.00	2,500.00	66.7%
99012806 512903 LHS Music Teacher	206,674	206,674	86,070.09	2,472.13	.00	120,603.91	41.6%
99013003 512109 LHS Academic Chair	109,294	109,294	78,229.76	2,143.86	.00	31,064.24	71.6%
99013006 512903 LHS Science Teache	2,031,284	1,961,284	1,262,743.14	34,959.79	.00	698,540.86	64.4%
99013103 512109 LHS Academic Chair	106,367	106,367	76,133.51	2,086.41	.00	30,233.49	71.6%
99013106 512903 LHS Social Studies	1,990,596	1,990,596	1,340,310.77	38,853.56	.00	650,285.23	67.3%
99013203 512903 LHS Culinary Arts	174,664	174,664	121,982.80	3,536.74	.00	52,681.20	69.8%
99013403 512903 LHS Dance Teacher	132,582	132,582	137,106.30	4,001.90	.00	-4,524.30	103.4%*
99020103 512109 LHS Academic Chair	102,766	102,766	71,955.60	1,971.92	.00	30,810.40	70.0%
99028004 512903 LHS In-House Suspe	142,358	142,358	96,311.20	2,792.42	.00	46,046.80	67.7%
99028005 541500 BASIC TEXT	2,500	2,500	.00	.00	.00	2,500.00	.0%
99028104 512135 LHS Social Worker	435,915	435,915	252,138.61	7,221.37	.00	183,776.39	57.8%




FOR 2018 11

	ORIGINAL APPROP	REVISED BUDGET	YTD EXPENDED	MTD EXPENDED	ENC/REQ	AVAILABLE BUDGET	PCT USED
99030306 512112 LHS Student Supt S	94,013	94,013	67,291.53	1,844.10	.00	26,721.47	71.6%
99030306 512968 LHS Freshman Acade	107,936	107,936	77,256.79	2,117.19	.00	30,679.21	71.6%
99030502 512111 LHS Student Activi	144,951	144,951	86,138.66	.00	.00	58,812.34	59.4%
99030502 512122 LHS Student Activi	76,730	76,730	51,910.89	1,505.09	.00	24,819.11	67.7%
99030504 544400 LHS Student Activi	34,000	34,000	28,846.88	2,600.99	4,117.51	1,035.61	97.0%
99030510 541000 LHS SA - Technolog	81,000	81,000	69,772.68	.00	2,261.51	8,965.81	88.9%
99031003 512113 LHS Coaches - Inte	455,522	455,522	330,451.85	.00	.00	125,070.15	72.5%
99031003 512114 LHS Coaches - Intr	66,000	66,000	44,315.44	.00	.00	21,684.56	67.1%
99031003 512115 LHS Administrator	56,315	56,315	37,940.42	2,218.29	.00	18,374.58	67.4%
99031005 530000 LHS Athletics - Co	83,500	89,000	71,200.00	.00	17,800.00	.00	100.0%
99031006 530002 LHS Athletics - Co	31,826	31,826	18,356.43	.00	2,000.00	11,469.57	64.0%
99031009 544400 LHS Athletics - Su	172,840	169,717	101,735.49	1,630.00	35,938.80	32,042.54	81.1%
99031012 577615 LHS Athletics - Tr	130,000	130,000	97,721.25	.00	15,697.75	16,581.00	87.2%
99032003 512903 LHS Video Producti	72,525	72,525	58,782.20	2,502.28	.00	13,742.80	81.1%
99032006 512967 LHS Video Producti	0	0	29,289.47	2,997.35	.00	-29,289.47	100.0%*
99033007 512124 LHS Director of Cu	110,523	110,523	92,116.58	2,167.95	.00	18,406.42	83.3%
99035003 512105 LHS Guidance Couns	1,208,660	1,208,660	949,706.00	26,742.13	.00	258,954.00	78.6%
99035006 512902 LHS Guidance Clerk	212,423	212,423	175,611.97	4,084.00	.00	36,811.03	82.7%
99035009 544400 LHS Guidance - Sup	8,000	14,375	9,956.97	.00	872.02	3,546.01	75.3%
99036003 512103 LHS Library Media	86,072	86,072	58,230.61	1,688.32	.00	27,841.39	67.7%
99036006 512904 LHS Library Aide	58,469	58,469	45,840.96	1,327.11	.00	12,628.04	78.4%
99037006 512903 LHS Lead Teacher S	18,000	18,000	16,800.00	.00	.00	1,200.00	93.3%
99037050 530002 LHS SA - Prof. Dev	25,000	25,000	26,380.95	690.00	200.00	-1,580.95	106.3%*
99041006 512207 LHS Bursar/Fin. Sp	46,348	46,348	38,325.90	891.30	.00	8,022.10	82.7%
99041103 512902 LHS School Clerk	534,627	534,627	436,828.16	10,088.25	.00	97,798.84	81.7%
99041205 512970 LHS Student Data A	78,626	78,626	65,422.76	1,512.04	.00	13,203.24	83.2%
99041207 512921 LHS Computer Netwo	67,469	2,076	2,075.94	.00	.00	.06	100.0%
99041403 512915 LHS Security Guard	342,432	342,432	300,345.40	11,984.25	.00	42,086.60	87.7%
99047103 512960 LHS Custodian	310,327	157,720	153,381.62	17,311.10	.00	4,338.38	97.2%
99310301 512907 Sick Leave Buy Bac	1,200,000	1,190,000	559,654.73	.00	.00	630,345.27	47.0%
99310301 514800 Longevity - System	40,000	38,000	25,726.11	.00	.00	12,273.89	67.7%
99328102 570703 Dual Enrollment Pr	45,000	45,000	45,000.00	.00	.00	.00	100.0%


705 MCHUGH/BRADY ALTERNATIVE SCH

99210603 512903 PROF STAFF/ TEACHE	0	70,000	45,771.63	1,327.09	.00	24,228.37	65.4%
99210606 512958 PARA-PROFESSIONAL	0	35,000	16,350.93	.00	.00	18,649.07	46.7%
99210609 512110 SCHOOLCOORDINATORS	90,637	90,637	80,149.77	2,166.21	.00	10,487.23	88.4%
99210612 544400 Brady - General Su	0	7,757	4,418.42	517.14	2,686.19	652.19	91.6%
99210618 541600 Brady/McHugh - Tex	15,000	7,243	6,940.96	72.93	300.91	1.33	100.0%
99211503 512903 McHugh English Tea	97,862	97,862	84,703.64	2,455.88	.00	13,158.36	86.6%
99212003 512903 McHugh Math Teache	58,913	58,913	54,648.72	1,579.98	.00	4,264.28	92.8%
99213003 512903 McHugh Science Tea	60,500	60,500	43,773.81	1,269.17	.00	16,726.19	72.4%




FOR 2018 11

	ORIGINAL APPROP	REVISED BUDGET	YTD EXPENDED	MTD EXPENDED	ENC/REQ	AVAILABLE BUDGET	PCT USED
99213103 512903 McHugh Social Stud	47,693	47,693	35,111.74	1,018.02	.00	12,581.26	73.6%
99228103 512135 SOCIAL WORKER	129,244	129,244	99,309.21	2,894.01	.00	29,934.79	76.8%
99237070 512903 SW PROF STAFF/CLAS	27,175	27,175	25,186.95	994.59	.00	1,988.05	92.7%
99241103 512902 NONINSTRUCT/SEC&CL	57,560	57,560	40,956.04	1,106.92	.00	16,603.96	71.2%
99241106 512111 STUDENT BODY ACTIV	100	395	.00	.00	.00	395.00	.0%
99247103 512903 McHugh Brady Custo	44,151	0	.00	.00	.00	.00	.0%
99247103 512960 Riverside Custodia	0	44,151	37,877.12	866.03	.00	6,273.88	85.8%
805 SYSTEMWIDE SCHOOLS							
99010006 577724 Testing & Evaluati	1,000	1,000	.00	.00	252.00	748.00	25.2%
99300003 577771 School Committee S	130,855	990,855	444.21	.00	.00	990,410.79	.0%
99300004 512110 Coordinator of Res	107,947	107,947	89,968.65	2,117.40	.00	17,978.35	83.3%
99305120 544400 Supplies - Mathema	58,000	7,914	.00	.00	.00	7,914.00	.0%
99310004 544400 Supplies & Textboo	347,620	647,125	581,059.49	16,293.87	33,321.00	32,744.95	94.9%
99310006 575268 Modular Classroom	152,000	152,000	108,421.47	.00	36,140.53	7,438.00	95.1%
99310008 512918 Teacher Acad. Ment	30,600	28,100	12,200.00	.00	.00	15,900.00	43.4%
99310008 512963 Teacher Acad. Ment	145,000	121,900	64,850.00	.00	.00	57,050.00	53.2%
99310008 518300 Teacher Acad. Inst	65,000	71,000	36,800.00	.00	.00	34,200.00	51.8%
99310008 571801 Teacher Acad. Ince	75,000	102,200	102,200.00	.00	.00	.00	100.0%
99310103 512401 Day-to-Day Substit	1,198,105	1,198,105	1,072,861.05	43,545.00	.00	125,243.95	89.5%
99310103 512402 Long Term Substitu	700,000	900,000	837,319.63	50,239.72	.00	62,680.37	93.0%
99310303 530103 Pre-Employment Phy	30,000	42,000	37,670.00	.00	2,330.00	2,000.00	95.2%
99310305 512963 STIPENDS- OTHER	75,600	75,600	37,800.00	.00	.00	37,800.00	50.0%
99310306 512903 SW PROF STAFF/CLAS	35,000	35,000	35,000.00	.00	.00	.00	100.0%
99311202 512917 District Webmaster	67,469	67,469	56,180.91	1,297.48	.00	11,288.09	83.3%
99311203 512112 Tech. Instr. Supor	335,616	335,616	235,197.95	6,627.13	.00	100,418.05	70.1%
99311203 512120 Director of Techno	90,000	90,000	74,423.10	1,730.77	.00	15,576.90	82.7%
99311204 530002 Instructional Tech	773,165	775,656	775,656.12	.00	.00	.00	100.0%
99311204 540900 Instructional Tech	125,000	163,663	157,254.98	.00	6,191.30	216.75	99.9%
99311204 541000 Instructional Tech	200,000	150,033	134,467.39	.00	754.66	14,810.70	90.1%
99311206 530002 Instructional Tech	50,000	54,979	44,295.54	.00	557.70	10,125.46	81.6%
99312003 512110 Coordinator of Mat	103,922	103,922	87,541.61	2,060.28	.00	16,380.39	84.2%
99312603 544400 LHS R.O.T.C. Suppl	1,000	1,000	.00	.00	.00	1,000.00	.0%
99312606 577615 LHS R.O.T.C. Trans	3,000	3,000	2,910.00	.00	.00	.00	100.0%
99312606 577730 LHS R.O.T.C. Equip	1,000	1,000	.00	.00	90.00	.00	.0%
99312804 541500 Supplies - Instrum	5,000	5,000	4,805.99	.00	.00	194.01	96.1%
99312804 542000 Instrumental Music	54,300	54,300	37,419.13	3,606.94	14,140.34	2,740.53	95.0%
99312805 512903 Instrumental Music	160,632	160,632	166,372.52	4,693.03	.00	-5,740.52	103.6%*
99312808 530112 Band Camp - LHS	1,800	1,800	1,800.00	.00	.00	.00	100.0%
99312808 539900 Monday Night Band	10,500	10,500	9,220.00	.00	.00	1,280.00	87.8%
99312904 512119 Coordinator of Lit	99,209	99,209	82,686.24	1,946.01	.00	16,522.76	83.3%
99312906 544400 Supplies - Reading	5,000	5,000	.00	.00	.00	5,000.00	.0%




FOR 2018 11

	ORIGINAL APPROP	REVISED BUDGET	YTD EXPENDED	MTD EXPENDED	ENC/REQ	AVAILABLE BUDGET	PCT USED
99313005 512146 Coordinator of Sci	106,144	106,144	88,466.45	2,082.04	.00	17,677.55	83.3%
99313103 577760 Field Trip Admissi	45,390	62,275	.00	.00	59,575.00	2,700.00	95.7%
99320103 512133 Director of Specia	123,504	123,504	105,001.09	2,471.18	.00	18,502.91	85.0%
99320104 511000 School Nurses - Sp	130,068	130,068	87,709.97	2,501.29	.00	42,358.03	67.4%
99320106 512104 Board Cert. Behavi	794,588	794,588	534,127.28	13,936.26	.00	260,460.72	67.2%
99320106 512130 Occupational Thera	913,334	913,334	669,994.91	19,595.21	.00	243,339.09	73.4%
99320106 512136 SPED Homebound Ins	64,000	68,000	63,926.55	480.00	.00	4,073.45	94.0%
99320106 512137 Evaluation Team Ch	1,303,444	1,303,444	838,212.69	23,693.43	.00	465,231.31	64.3%
99320106 512925 Sign Language Inte	39,236	39,236	39,382.36	2,808.06	.00	-146.36	100.4%*
99320107 512136 Home/Parent Educat	47,000	47,000	34,042.71	.00	.00	12,957.29	72.4%
99320109 530002 SPED Contracted Se	25,000	25,291	11,176.50	.00	13,806.00	308.50	98.8%
99320112 544400 SPED Supplies	40,000	123,368	117,226.10	.00	5,461.86	680.11	99.4%
99320115 575333 SPED Out of Distri	6,679,431	6,976,542	2,759,117.09	.00	3,868,061.03	349,363.88	95.0%
99320115 577724 SPED Testing	16,000	16,000	5,834.96	841.84	1,748.40	8,416.64	47.4%
99320116 577615 SPED Transportatio	5,083,050	5,581,047	4,474,144.57	.00	1,086,313.79	20,588.92	99.6%
99322003 512132 Hearing Impaired T	171,896	171,896	131,109.03	3,795.09	.00	40,786.97	76.3%
99324103 512131 Speech Therapists	1,982,688	1,982,688	1,323,654.24	38,390.64	.00	659,033.76	66.8%
99325003 512134 Vision Impaired Te	67,655	67,655	45,771.63	1,327.09	.00	21,883.37	67.7%
99326103 577515 SPED Hospitalized	60,000	63,343	32,175.34	.00	28,921.64	2,246.41	96.5%
99327003 512903 Knowledge Bowl Sti	23,500	23,500	23,325.00	525.00	.00	175.00	99.3%
99327006 544400 Knowledge Bowl Sup	1,500	1,500	749.39	.00	.00	750.61	50.0%
99328103 514600 Summer School Stip	50,000	0	.00	.00	.00	.00	.0%
99328104 530002 Project Alliance L	1,000	1,000	.00	.00	.00	1,000.00	.0%
99328104 530105 SCORE Peer Mediat	35,000	35,000	28,000.00	.00	7,000.00	.00	100.0%
99328104 530107 Homebound Instruct	55,000	55,000	22,777.50	705.00	.00	32,222.50	41.4%
99328106 512969 Behavior Specialis	168,580	168,580	114,763.74	3,233.67	.00	53,816.26	68.1%
99330203 524008 Central Office Ren	403,014	403,014	333,873.80	.00	69,140.20	.00	100.0%
99330206 512903 Social Skills Teac	122,747	122,747	37,622.21	1,090.81	.00	85,124.79	30.7%
99330206 512958 Social Skills Para	78,538	78,538	48,961.64	1,415.56	.00	29,576.36	62.3%
99332006 544400 TV Studio Supplies	0	482	481.90	.00	.00	.00	100.0%
99332009 577588 TV Studio Maintena	0	4,575	4,575.00	.00	.00	.00	100.0%
99332009 589225 TV Studio Equipmen	0	1,984	1,983.70	.00	.00	.00	100.0%
99333003 512110 Coordinator of ELL	111,970	111,970	93,321.39	2,196.30	.00	18,648.61	83.3%
99334206 512903 Native Language Su	82,419	82,419	69,231.75	2,001.60	.00	13,187.25	84.0%
99335551 512104 Psychologists	1,228,685	1,228,685	873,707.54	24,608.68	.00	354,977.46	71.1%
99336004 544400 Stipend - Library	16,000	16,000	.00	.00	.00	16,000.00	.0%
99337006 530002 Professional Devel	250,000	259,362	153,436.00	3,716.51	22,256.35	83,669.65	67.7%
99337006 531904 Tuition Reimburs	200,000	192,400	176,606.27	.00	.00	15,793.73	91.8%
99337007 512301 Intervention/Enric	1,036,800	956,800	751,986.90	30,315.00	.00	204,813.10	78.6%
99337007 512303 Out-of-School PLC	100,000	100,000	41,940.00	.00	.00	58,060.00	41.9%
99338003 512923 ELL Tutors	500,000	380,000	299,992.50	11,692.50	.00	80,007.50	78.9%
99338003 512924 ELL Parent Liaison	34,384	34,384	28,652.40	818.64	.00	5,731.60	83.3%
99338006 544400 ELL Supplies	11,000	11,000	4,245.25	.00	750.00	6,004.95	45.4%
99338007 541600 ELL Textbooks	9,000	9,000	4,286.62	.00	4,237.50	475.88	94.7%




FOR 2018 11

	ORIGINAL APPROP	REVISED BUDGET	YTD EXPENDED	MTD EXPENDED	ENC/REQ	AVAILABLE BUDGET	PCT USED
99339003 512118 Director of Adult	98,939	98,939	82,462.13	1,940.73	.00	16,476.87	83.3%
99339003 512903 Adult Education Te	370,712	370,712	247,600.69	7,178.87	.00	123,111.31	66.8%
99339004 512112 District Support S	391,197	388,697	219,935.79	6,615.52	.00	168,761.21	56.6%
99339004 512142 Family Resource Ce	48,319	98,319	86,747.53	2,051.73	.00	11,571.47	88.2%
99340303 563601 Student Accident I	26,872	26,872	24,477.00	.00	.00	2,395.00	91.1%
99341201 512917 Media Technology S	214,679	214,679	155,583.88	3,592.91	.00	59,095.12	72.5%
99341203 512204 Asst Supt - Financ	140,983	140,983	113,538.64	2,884.62	.00	27,444.36	80.5%
99341203 512205 Asst Supt - Studen	150,000	150,000	126,105.68	2,932.69	.00	23,894.32	84.1%
99341203 512800 Superintendent of	185,349	185,349	152,627.57	3,737.81	.00	32,721.43	82.3%
99341203 512901 Asst Supt - Curric	150,000	150,000	124,038.66	2,884.62	.00	25,961.34	82.7%
99341203 512971 Director of Human	86,458	55,022	55,021.43	.00	.00	.57	100.0%
99341206 530002 SO - Contracted Se	23,000	56,436	15,420.15	32.00	8,490.14	32,525.71	42.4%
99341206 531702 SO - Advertising	15,000	13,000	1,215.00	.00	11,785.00	.00	100.0%
99341207 512902 Clerical Staff - S	331,015	331,015	272,749.71	6,343.01	.00	58,265.29	82.4%
99341209 544400 SO - Supplies	13,500	13,500	3,273.87	295.00	394.23	9,831.90	27.2%
99341212 570701 SO - In State Trav	31,000	31,000	28,979.58	1,200.00	.00	2,020.42	93.5%
99341212 577766 SO - Expenses	9,500	9,500	8,415.35	.00	1,066.25	18.40	99.8%
99341212 577769 SO - Memberships	10,500	10,500	10,483.00	.00	.00	17.00	99.8%
99341215 512143 Staff Counsel for	104,638	104,638	86,526.74	2,012.25	.00	18,111.26	82.7%
99341215 512206 Assistant Business	87,976	45,201	43,024.91	.00	.00	2,176.09	95.2%
99341215 512919 Counsel Collective	50,000	90,000	56,730.77	1,730.77	.00	33,269.23	63.0%
99341215 512920 Indirect Salary Ac	0	0	5,384.60	1,346.15	.00	-5,384.60	100.0%*
99341215 512921 Computer Network M	85,000	139,601	135,037.52	3,131.70	.00	4,563.48	96.7%
99341215 512922 Mail Courier	32,000	32,000	24,508.16	504.36	.00	7,491.84	76.6%
99341215 512965 Substitute Teacher	15,000	15,000	13,240.33	357.14	.00	1,759.67	88.3%
99341215 513001 Overtime - Clerica	22,000	32,000	34,179.77	1,269.50	.00	-2,179.77	106.8%*
99341218 530002 Contracted Svcs -	35,000	35,000	21,300.00	.00	13,000.00	700.00	98.0%
99341218 530041 Contracted Svcs -	70,000	30,000	15,413.01	.00	3,894.49	10,692.50	64.4%
99341218 531702 Advertising	30,000	30,000	27,076.28	.00	1,025.00	1,898.72	93.7%
99341218 531800 Printing & Binding	40,000	14,712	10,077.53	179.00	4,633.80	.67	100.0%
99341218 536900 Postage	50,000	50,000	5,629.80	.00	10,000.00	34,370.20	31.3%
99341221 544400 LHS Data Processin	15,000	17,800	8,149.22	2,000.00	9,600.00	50.78	99.7%
99341224 570100 Program & Analytic	75,000	13,542	13,341.39	.00	200.00	.61	100.0%
99341224 570402 Internet Service P	125,000	120,865	50,124.37	.00	70,740.29	.00	100.0%
99341224 575270 Photocopier Purcha	50,000	21,974	4,952.76	.00	12,570.80	4,450.44	79.7%
99341224 575422 Photocopier Mainte	70,000	87,447	67,604.96	.00	19,839.30	2.32	100.0%
99341224 577600 Admin. Tech. - Con	28,000	28,208	25,965.33	.00	2,099.00	143.67	99.5%
99341224 577717 Admin. Tech. - Sof	204,000	319,370	319,370.34	.00	.00	.00	100.0%
99341227 570102 Admin. Tech. - Har	51,000	50,664	46,875.16	4,999.00	3,789.00	.09	100.0%
99341228 573700 School Webmaster S	2,500	2,500	1,250.00	.00	.00	1,250.00	50.0%
99341230 512902 Clerical Staff - A	729,228	717,228	702,372.72	17,101.10	.00	14,855.28	97.9%
99341231 511100 Part-Time Computer	90,000	55,000	44,141.40	1,398.75	.00	10,858.60	80.3%
99341232 512140 Student Database A	77,848	67,848	66,171.39	3,293.60	.00	1,676.61	97.5%
99341233 520703 Tech. Helpdesk Co	55,000	55,000	45,877.34	1,137.02	.00	9,122.66	83.4%




FOR 2018 11

	ORIGINAL APPROP	REVISED BUDGET	YTD EXPENDED	MTD EXPENDED	ENC/REQ	AVAILABLE BUDGET	PCT USED
99341303 512902 School Committee S	19,000	19,000	16,499.70	384.62	.00	2,500.30	86.8%
99341303 512918 School Committee S	54,000	54,000	41,537.82	1,384.62	.00	12,462.18	76.9%
99341312 577732 SC - Subscriptions	3,500	3,500	812.04	330.00	482.04	2,205.92	37.0%
99341312 577766 SC - Expenses	5,340	5,340	4,936.00	.00	.00	404.00	92.4%
99341312 577769 SC - Memberships	2,450	2,450	2,300.00	.00	.00	150.00	93.9%
99341403 512116 Attendance Officer	70,348	70,348	47,593.28	1,379.91	.00	22,754.72	67.7%
99341403 512910 Attendance Monitor	65,898	65,898	43,356.92	1,463.85	.00	22,541.08	65.8%
99341504 530002 Student Sppt - Con	20,200	22,700	18,593.07	.00	4,105.00	1.93	100.0%
99341506 545700 Student Sppt - Sup	15,000	15,000	13,198.12	2,450.00	1,435.64	366.24	97.6%
99345006 563600 Employee Health In	16,586,212	16,076,140	12,869,626.57	.00	.00	3,206,513.43	80.1%
99347103 512906 Director of Operat	80,000	80,000	66,153.78	1,538.46	.00	13,846.22	82.7%
99347103 512960 Administration Bld	87,450	56,227	45,708.68	876.47	.00	10,518.32	81.3%
99347103 512962 Supervisor of Cust	2	2	.00	.00	.00	2.00	.0%
99347103 513000 Overtime - Custodi	75,000	75,000	71,850.76	290.52	.00	3,149.24	95.8%
99347103 513101 Overtime - Man Out	100,000	100,000	114,915.11	2,791.65	.00	-14,915.11	114.9%*
99347106 530002 Maintenance - Cont	185,000	234,672	184,352.75	10,334.55	46,873.57	3,445.67	98.5%
99347109 544400 Maintenance - Supp	218,489	215,505	145,444.39	4,338.18	27,523.09	42,537.13	80.3%
99347112 537600 Utility - Water/Se	0	152,607	126,151.00	.00	.00	26,456.00	82.7%
99347112 575243 Maintenance - Buil	227,000	225,102	127,231.80	4,730.96	73,983.77	23,886.03	89.4%
99347112 575370 Utility - Telephon	50,000	120,208	31,612.95	.00	.00	88,595.05	26.3%
99347112 575452 Maintenance - Floo	60,000	60,000	16,100.00	6,900.00	.00	43,900.00	26.8%
99347112 577723 Maintenance - Swim	20,000	20,000	6,208.10	.00	6,936.19	6,855.71	65.7%
99347203 576110 Capital Equipment	75,000	92,655	77,241.33	.00	546.00	14,867.59	84.0%
99347206 584600 Capital Improvem	50,000	93,794	91,797.24	.00	.00	1,997.11	97.9%
99348003 512139 Transportation	48,319	48,319	36,375.00	.00	.00	11,944.00	75.3%
99348006 530002 Transportation - C	4,000	4,000	225.00	.00	.00	3,775.00	5.6%
99348009 541000 Transportation - S	5,000	5,000	5,000.00	.00	.00	.00	100.0%
99348009 544400 Transportation - S	8,000	8,000	7,708.73	.00	.00	291.27	96.4%
99348012 577615 Transportation - R	3,894,700	4,161,985	2,990,383.85	61,210.00	1,143,761.15	27,840.00	99.3%
TOTAL EDUCATION	162,073,324	163,127,474	116,194,137.90	2,648,412.65	6,964,745.39	39,968,590.55	75.5%
TOTAL EXPENSES	162,073,324	163,127,474	116,194,137.90	2,648,412.65	6,964,745.39	39,968,590.55	
4 PUBLIC WORKS							
400 DPW GENERAL							
04004151 511000 SALARIES - PERMANE	505,505	514,505	432,637.89	8,909.04	.00	81,867.11	84.1%
04004151 512000 S & W TEMPORARY	15,000	15,000	13,897.50	.00	.00	1,102.50	92.7%
04004151 514800 S & W LONGEVITY	0	1,020	1,020.00	.00	.00	.00	100.0%
04004151 515600 SW OUT OF GRADE CO	1,020	0	.00	.00	.00	.00	.0%




FOR 2018 11

4	PUBLIC WORKS	ORIGINAL APPROP	REVISED BUDGET	YTD EXPENDED	MTD EXPENDED	ENC/REQ	AVAILABLE BUDGET	PCT USED
04004152	520100 ENERGY- ELECTRICIT	170,000	170,000	119,351.64	3,606.12	.00	50,648.36	70.2%
04004152	520101 ENERGY- HEATING GA	30,000	30,000	26,391.08	.00	.00	3,608.92	88.0%
04004153	520200 TELEPHONE	2,500	3,500	2,268.25	152.55	171.64	1,060.11	69.7%
04004153	520500 REPAIR & MAINT-EQU	42,250	46,250	16,789.14	1,412.29	11,796.93	17,663.93	61.8%
04004153	520503 REPAIR & MAINT ELE	45,000	45,000	23,673.36	3,632.87	21,030.64	296.00	99.3%
04004153	524000 RENTAL OF EQUIPMEN	7,500	10,000	9,129.61	.00	833.19	37.20	99.6%
04004153	524004 UNIFORM RENTAL	7,500	13,000	9,792.35	584.99	3,207.65	.00	100.0%
04004153	525100 LEASING EQUIP. & S	10,000	12,000	4,815.00	275.00	4,562.72	2,622.28	78.1%
04004153	530000 PROFESSIONAL SERVI	50,000	93,000	38,624.61	2,000.00	53,812.39	563.00	99.4%
04004153	530058 INSPECTION STICKER	12,000	12,000	3,465.00	.00	5,685.00	2,850.00	76.3%
04004153	530062 TREE REMOVAL SERVI	75,000	75,000	66,467.46	.00	8,532.54	.00	100.0%
04004153	530105 TRAINING/EVALUATIO	5,000	2,500	135.00	.00	2,145.00	220.00	91.2%
04004153	531702 ADVERTISING	3,000	3,000	1,866.02	.00	1,071.98	62.00	97.9%
04004154	542500 AUTOMOTIVE-TIRES &	90,000	95,003	76,039.08	3,187.67	18,648.46	315.54	99.7%
04004154	542501 GAS & MOTOR OIL	70,000	70,000	48,787.07	710.00	21,212.93	.00	100.0%
04004154	543700 PUBLIC WORKS-SUPPL	12,500	12,500	7,291.15	49.00	1,233.66	3,975.19	68.2%
04004154	544000 ELECTRICAL SUPPLIE	85,000	85,000	58,069.76	1,066.43	23,831.82	3,098.42	96.4%
04004154	544400 OFFICE SUPPLIES	3,500	5,000	3,798.45	298.45	1,022.29	179.26	96.4%
04004154	589110 OVERFLOW BAGS	30,000	27,500	10,030.80	.00	16,380.00	1,089.20	96.0%
04004157	570704 TRANSPORATION REIM	3,700	2,700	136.28	.00	.00	2,563.72	5.0%
04004157	571300 DPW-VARIOUS SCHL P	118,000	233,000	157,704.27	3,390.99	38,893.59	36,402.14	84.4%
04004157	573400 MISCELLANEOUS CHAR	5,500	7,500	6,200.76	788.00	.00	1,299.24	82.7%
04004170	589111 PLOWS & FRAMES	10,000	10,000	.00	.00	.00	10,000.00	.0%
04004170	589122 REPLACE ALARM SYST	17,500	32,500	8,820.65	.00	6,404.33	17,275.02	46.8%
04004170	589165 IRRIGATION EQUIPME	5,000	5,000	.00	.00	.00	5,000.00	.0%
04007953	520507 REPAIR & MAINT- BU	90,000	64,000	38,404.56	3,640.90	15,713.90	9,881.54	84.6%
04007954	543100 CUSTODIAL-SUPPLIES	10,000	15,000	14,667.38	.00	109.31	223.31	98.5%
04007954	543400 GRAFFITI SUPPLIES	9,000	9,000	2,500.92	.00	6,186.00	313.08	96.5%
04007954	543800 BUILDING-SUPPLIES	75,000	58,500	45,532.98	799.39	12,965.30	1.72	100.0%
04007954	543800 BUILDING REHAB./RE	80,000	55,500	27,080.40	.00	7,121.10	21,298.50	61.6%
04008151	511000 SALARIES - PERMANE	435,529	398,229	296,393.83	6,113.40	.00	101,835.17	74.4%
04008151	513000 SW OVERTIME	7,300	29,600	12,025.87	.00	.00	17,574.13	40.6%
04008351	511000 SALARIES - PERMANE	1,257,789	1,228,789	968,576.48	22,046.38	.00	260,212.52	78.8%
04008351	513000 SW OVERTIME	22,000	55,000	39,639.63	.00	.00	15,360.37	72.1%
04008551	513000 SNOW OVERTIME	200,000	200,000	374,523.43	597.58	.00	-174,523.43	187.3%*
04008753	529600 SNOW & ICE REMOVAL	775,000	775,000	1,252,997.00	24,835.00	490,978.00	-968,975.00	225.0%*
04008757	573400 MISCELLANEOUS CHAR	50,000	50,000	207,345.79	13,206.89	49,134.03	-206,479.82	513.0%*
04008766	542300 SNOW-ICE SAND & SA	325,000	325,000	744,994.49	.00	4,603.24	-424,597.73	230.6%*
04008952	520103 ENERGY-STREET LIGH	537,000	537,000	424,695.34	21,318.53	24,271.53	88,033.13	83.6%
04008953	520513 REPAIR & MAINT-D'T	25,000	25,000	24,922.05	.00	.00	77.95	99.7%
04009175	588503 IMPROV-HIGHWAY-SID	20,000	25,500	19,625.67	.00	4,099.20	1,775.13	93.0%
04009353	521400 HAZARDOUS WASTE CO	17,500	17,500	11,362.88	818.00	5,997.21	139.91	99.2%
04009353	521504 TRASH COLLECTION	5,145,000	5,165,000	4,278,108.32	426.65	866,891.68	20,000.00	99.6%
04009353	545700 RECYCLING SUPPLIES	10,000	10,000	7,075.71	480.00	2,924.29	.00	100.0%




FOR 2018 11

4	PUBLIC WORKS	ORIGINAL APPROP	REVISED BUDGET	YTD EXPENDED	MTD EXPENDED	ENC/REQ	AVAILABLE BUDGET	PCT USED
	<u>04009557 571903 INS. PREMIUMS - OT</u>	288,000	217,629	213,596.00	.00	.00	4,033.00	98.1%
	491 CEMETERY							
	<u>04914151 511000 SALARIES - PERMANE</u>	203,890	183,890	128,059.59	2,945.98	.00	55,830.41	69.6%
	<u>04914151 512000 S & W TEMPORARY</u>	18,700	18,700	5,800.00	500.00	.00	12,900.00	31.0%
	<u>04914151 513000 OVERTIME</u>	19,080	46,080	35,626.94	604.31	.00	10,453.06	77.3%
	<u>04914152 520101 ENERGY- HEATING GA</u>	7,000	7,000	5,287.01	124.76	.00	1,712.99	75.5%
	<u>04914153 520100 ENERGY- ELECTRICIT</u>	5,000	5,000	3,354.27	.00	.00	1,645.73	67.1%
	<u>04914153 530000 PROFESSIONAL SERVI</u>	163,000	208,323	126,668.92	125.00	64,450.00	17,204.08	91.7%
	<u>04914157 573400 MISCELLANEOUS CHAR</u>	900	900	649.15	.00	100.85	150.00	83.3%
	<u>04914170 580301 CEMETERY GEN.IMPRO</u>	3,750	19,220	12,736.69	.00	1,281.75	5,201.46	72.9%
	<u>04914170 589188 FENCES</u>	10,000	10,700	7,796.50	.00	.00	2,903.50	72.9%
	<u>04914175 580300 WESTLAWN II-CEM.IM</u>	3,500	3,500	856.79	.00	.00	2,643.21	24.5%
	<u>04914254 542700 GROUNDSKEEPING-SUP</u>	3,750	3,750	806.99	.00	384.10	2,558.91	31.8%
	<u>04914254 544400 OFFICE SUPPLIES</u>	1,500	1,500	1,499.98	.00	.00	.02	100.0%
	<u>04914254 545100 CEMETERY-FLOWERS</u>	3,000	3,000	555.00	.00	.00	2,445.00	18.5%
	<u>04914254 545300 MISC-SUPPLIES-OTHE</u>	250	250	160.42	.00	.00	89.58	64.2%
	TOTAL PUBLIC WORKS	11,254,413	11,404,538	10,481,129.16	128,646.17	1,797,688.25	-874,279.43	107.7%
	TOTAL EXPENSES	11,254,413	11,404,538	10,481,129.16	128,646.17	1,797,688.25	-874,279.43	
	5 HEALTH & HUMAN SERVICES							
	510 HEALTH DEPARTMENT							
	<u>05104151 511000 SALARIES - PERMANE</u>	2,401,879	2,395,879	1,810,186.17	45,415.67	.00	585,692.83	75.6%
	<u>05104151 512000 S & W TEMPORARY</u>	7,800	7,800	5,137.50	90.00	.00	2,662.50	65.9%
	<u>05104151 512963 STIPENDS- OTHER</u>	33,850	33,850	25,216.67	.00	.00	8,633.33	74.5%
	<u>05104151 513000 OVERTIME</u>	1,620	1,620	1,480.64	.00	.00	139.36	91.4%
	<u>05104153 520100 ENERGY-ELECTRICITY</u>	24,000	24,000	16,814.78	.00	.00	7,185.22	70.1%
	<u>05104153 520200 TELEPHONE</u>	2,100	2,100	1,225.76	82.26	874.24	.00	100.0%
	<u>05104153 520500 REPAIR & MAINT- EQ</u>	3,600	3,600	1,617.00	.00	1,359.00	624.00	82.7%
	<u>05104153 530000 PROFESSIONAL SERVI</u>	15,000	15,000	8,300.00	.00	4,800.00	1,900.00	87.3%
	<u>05104153 531702 ADVERTISING</u>	1,000	1,000	180.00	.00	.00	820.00	18.0%
	<u>05104153 531800 PRINTING & BINDIN</u>	1,500	1,500	99.00	.00	.00	1,401.00	6.6%
	<u>05104154 541000 COMPUTER EQUIPMT/S</u>	500	6,500	434.89	.00	.00	6,065.11	6.7%
	<u>05104157 570401 DUES & SUBSCRIPTIO</u>	2,200	2,200	1,501.75	.00	.00	698.25	68.3%
	<u>05104157 570702 TRANS REIMBURS.& S</u>	11,000	11,000	1,921.94	35.00	1,155.00	7,923.06	28.0%
	<u>05104170 589161 MISC EQUIPMENT</u>	1,500	1,500	1,338.00	.00	58.74	103.26	93.1%



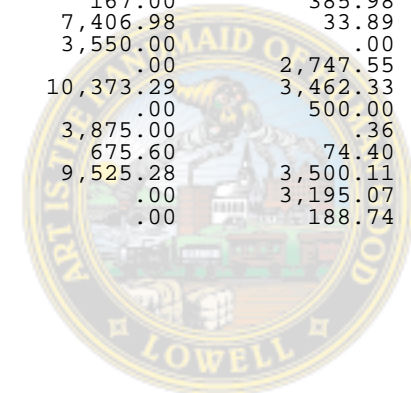
FOR 2018 11

5	HEALTH & HUMAN SERVICES	ORIGINAL APPROP	REVISED BUDGET	YTD EXPENDED	MTD EXPENDED	ENC/REQ	AVAILABLE BUDGET	PCT USED
	05104170 589166 OFFICE FURNITURE &	750	750	743.32	.00	.00	6.68	99.1%
	05104254 544100 HEALTH NURSE SUPPL	12,000	12,000	10,150.96	.00	90.97	1,758.07	85.3%
	05104254 544400 OFFICE SUPPLIES	1,000	1,000	821.85	.00	.00	178.15	82.2%
	05104254 545300 MISC-SUPPLIES-OTHE	500	500	94.08	.00	399.59	6.33	98.7%
541 COUNCIL ON AGING								
	05414151 511000 SALARIES - PERMANE	248,291	247,377	219,750.75	5,110.48	.00	27,626.56	88.8%
	05414151 513000 OVERTIME	0	914	831.12	.00	.00	82.57	91.0%
	05414152 520100 ENERGY- ELECTRICIT	44,000	44,000	36,138.94	2,355.77	.00	7,861.06	82.1%
	05414152 520101 ENERGY- HEATING GA	14,000	14,000	12,547.50	.00	.00	1,452.50	89.6%
	05414153 520500 REPAIR & MAINT OF	2,000	2,000	511.20	.00	305.00	1,183.80	40.8%
	05414153 530017 ELDERLY SERVICE	1,500	1,500	1,034.54	.00	96.60	368.86	75.4%
	05414154 542000 MEALS ON WHEELS-EL	20,000	20,000	19,898.11	.00	.00	101.89	99.5%
	05414154 542300 GAS & MOTOR OIL-SU	3,500	3,500	2,294.26	.00	.00	1,205.74	65.6%
	05414154 543000 CLEANING-SUPPLIES	2,000	2,000	1,555.05	.00	164.20	280.75	86.0%
	05414154 544400 OFFICE SUPPLIES	1,000	1,000	711.21	.00	3.38	285.41	71.5%
	05414157 570702 TRANS REIMBURS.& S	250	250	.00	.00	.00	250.00	.0%
	05414159 589161 MISC EQUIPMENT	2,000	2,000	1,648.92	.00	.00	351.08	82.4%
	05414257 571903 INS. PREMIUMS - OT	21,000	21,000	12,209.44	.00	4,332.16	4,458.40	78.8%
543 VETERAN'S								
	05434151 511000 SALARIES - PERMANE	154,130	154,130	126,984.61	2,953.13	.00	27,145.39	82.4%
	05434153 535900 CELEBRATIONS	7,000	8,269	6,487.93	.00	.00	1,780.78	78.5%
	05434154 544400 OFFICE SUPPLIES	1,000	731	731.29	.00	.00	.00	100.0%
	05434157 570702 TRANS REIMBURS.& S	1,650	650	.00	.00	.00	650.00	.0%
	05434157 573100 VETERANS' SERVICES	640,000	640,000	529,314.66	930.39	.00	110,685.34	82.7%
	TOTAL HEALTH & HUMAN SERVICES	3,685,120	3,685,120	2,859,913.84	56,972.70	13,638.88	811,567.28	78.0%
	TOTAL EXPENSES	3,685,120	3,685,120	2,859,913.84	56,972.70	13,638.88	811,567.28	
6 CULTURE & RECREATION								
610 LIBRARY								
	06104151 511000 SALARIES - PERMANE	1,000,945	929,085	757,761.24	17,730.34	.00	171,323.76	81.6%
	06104151 512000 SW TEMPORARY	73,749	73,749	49,535.80	995.12	.00	24,213.20	67.2%
	06104151 514300 SHIFT DIFFERENTIAL	5,272	5,272	3,821.11	97.02	.00	1,450.89	72.5%



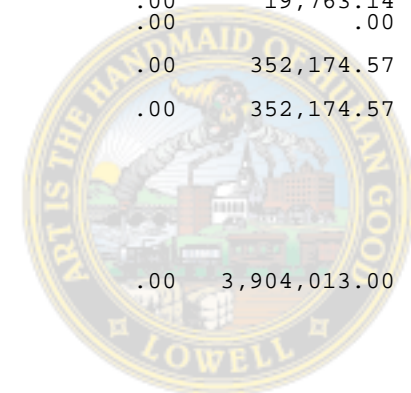
FOR 2018 11

6	CULTURE & RECREATION	ORIGINAL APPROP	REVISED BUDGET	YTD EXPENDED	MTD EXPENDED	ENC/REQ	AVAILABLE BUDGET	PCT USED
	06104152 520100 ENERGY- ELECTRICIT	70,000	71,221	53,070.83	2,772.14	.00	18,150.17	74.5%
	06104153 520500 REPAIR & MAINT- EQ	6,000	15,700	6,000.00	.00	8,184.65	1,515.35	90.3%
	06104153 525100 LEASING EQUIP. & S	33,000	29,500	24,684.15	1,132.11	4,815.85	.00	100.0%
	06104153 529200 MV-LIBRARY-CONSORT	54,598	54,598	54,598.00	.00	.00	.00	100.0%
	06104153 530000 PROFESSIONAL SERVI	28,600	35,760	18,952.02	.00	16,807.98	.00	100.0%
	06104154 540400 LIBRARY-AUD/MICRO/	130,841	188,841	124,511.25	5,865.37	17,603.36	46,726.39	75.3%
	06104154 544400 OFFICE SUPPLIES	19,000	19,000	14,318.76	1,799.90	4,680.21	1.03	100.0%
	06104254 543100 CUSTODIAL-SUPPLIES	3,000	3,500	3,045.06	45.06	419.75	35.19	99.0%
630 RECREATION								
	06304151 511000 SALARIES - PERMANE	219,078	219,078	165,687.76	4,153.31	.00	53,390.24	75.6%
	06304151 512000 S & W TEMPORARY	591,976	591,976	460,718.04	101.50	.00	131,257.96	77.8%
	06304151 513000 OVERTIME	4,050	4,050	2,285.03	.00	.00	1,764.97	56.4%
	06304153 520609 WINTER RECREATIONA	2,500	2,500	2,110.00	.00	361.80	28.20	98.9%
	06304153 530036 SPECIAL PROGRAMS/P	13,000	13,000	12,731.08	69.89	227.43	41.49	99.7%
	06304153 536900 POSTAGE	85	85	.00	.00	.00	85.00	.0%
	06304154 540102 SUMMER PROGRAM SUP	15,000	15,000	2,875.65	326.50	12,117.51	6.84	100.0%
	06304154 544400 OFFICE SUPPLIES	900	900	782.69	.00	114.32	2.99	99.7%
	06304157 570702 TRANS REIMBURS.& S	6,500	6,500	4,327.25	.00	.00	2,172.75	66.6%
	06304157 573400 MISCELLANEOUS CHAR	11,200	13,838	8,904.89	250.00	4,873.80	59.31	99.6%
650 PARKS								
	06504151 511000 SALARIES - PERMANE	1,320,448	1,303,948	1,061,156.13	25,016.88	.00	242,791.87	81.4%
	06504151 512000 S & W TEMPORARY	115,000	131,500	69,517.50	4,781.50	.00	61,982.50	52.9%
	06504151 513000 OVERTIME	122,850	142,850	95,623.02	1,078.58	.00	47,226.98	66.9%
	06504151 513005 OVERTIME-SPECIAL E	10,000	10,000	.00	.00	.00	10,000.00	.0%
	06504151 514300 SW SHIFT DIFFERENT	2,500	2,500	888.48	42.23	.00	1,611.52	35.5%
	06504152 520100 ENERGY- ELECTRICIT	137,000	137,000	90,809.73	532.79	.00	46,190.27	66.3%
	06504152 520101 ENERGY- HEATING GA	36,000	36,000	27,700.47	5,838.85	.00	8,299.53	76.9%
	06504153 520200 TELEPHONE	2,000	2,000	1,447.02	33.00	167.00	385.98	80.7%
	06504153 520500 REPAIR & MAINT-EQU	58,000	59,439	51,997.90	942.01	7,406.98	33.89	99.9%
	06504153 520602 GATEWAY CITIES PRO	4,000	4,000	450.00	.00	3,550.00	.00	100.0%
	06504153 520611 POOL MAINTENANCE	7,500	7,500	4,752.45	.00	.00	2,747.55	63.4%
	06504153 530000 PROFESSIONAL SERVI	35,000	35,602	21,766.38	1,144.37	10,373.29	3,462.33	90.3%
	06504153 530105 TRAINING/EVALUATIO	500	500	.00	.00	.00	500.00	.0%
	06504153 531002 BOTANICAL GARDENS	5,000	5,000	1,124.64	.00	3,875.00	.36	100.0%
	06504153 531702 ADVERTISING	750	750	.00	.00	675.60	74.40	90.1%
	06504154 540103 PARK SUPPLIES-OTHE	35,000	35,828	22,802.63	1,016.32	9,525.28	3,500.11	90.2%
	06504154 542300 GAS & MOTOR OIL-SU	30,000	30,000	26,804.93	.00	.00	3,195.07	89.3%
	06504154 544400 OFFICE SUPPLIES	1,000	1,000	811.26	66.46	.00	188.74	81.1%



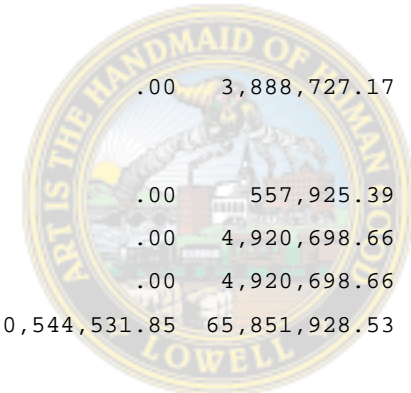
FOR 2018 11

	ORIGINAL APPROP	REVISED BUDGET	YTD EXPENDED	MTD EXPENDED	ENC/REQ	AVAILABLE BUDGET	PCT USED
06504154 545300 MISC-SUPPLIES-OTHE	9,750	9,874	2,997.72	.00	5,217.00	1,659.28	83.2%
06504157 570702 TRANS REIMBURS.& S	1,000	1,000	554.97	.00	.00	445.03	55.5%
06504157 573200 LICENSES	9,750	9,750	3,703.92	.00	100.00	5,946.08	39.0%
06504170 589161 MISC EQUIPMENT	9,620	9,620	4,227.96	465.60	3,332.29	2,059.75	78.6%
06504170 589188 FENCES	22,250	31,616	18,771.50	.00	4,210.00	8,634.25	72.7%
06504170 589193 TRIMMER, MOWERS	1,500	1,500	.00	.00	.00	1,500.00	.0%
06504170 589218 COMMUNICATION EQUI	1,450	1,450	1,450.00	.00	.00	.00	100.0%
06504175 580306 FIELD MAINT/OTHER	9,730	10,080	9,919.60	.00	.00	160.40	98.4%
06504175 580307 VARNUM PARK- IMPRO	3,500	3,500	.00	.00	2,850.00	650.00	81.4%
06504175 589223 PARKS-POOL RENOVAT	7,500	7,500	.00	.00	6,344.10	1,155.90	84.6%
06504254 541000 COMPUTER EQUIPMT/S	2,500	2,500	2,500.00	280.00	.00	.00	100.0%
06504275 588400 IMPROV-PARKS & PLA	115,000	115,980	73,886.08	716.71	39,391.43	2,702.49	97.7%
06504275 588400 DISPO IMPROV-PARKS	3,500	3,500	3,500.00	.00	.00	.00	100.0%
06504275 588400 FEROS IMPROV-PARKS	7,500	7,500	3,852.00	.00	278.00	3,370.00	55.1%
06504275 588400 FLAGS IMPROV-PARKS	2,500	2,500	850.00	.00	1,650.00	.00	100.0%
06504275 588400 PHYTS IMPROV-PARKS	3,500	3,500	795.00	.00	1,985.00	720.00	79.4%
06504275 588400 TTME IMPROV-PARKS &	4,000	4,000	3,939.88	.00	60.12	.00	100.0%
06504275 588400 WEEDS IMPROV-PARKS	5,500	5,500	2,765.00	.00	2,735.00	.00	100.0%
06504354 543800 BUILDING-SUPPLIES	4,000	4,000	1,380.20	.00	500.00	2,119.80	47.0%
TOTAL CULTURE & RECREATION	4,435,892	4,473,440	3,383,466.98	77,293.56	174,432.75	915,539.81	79.5%
TOTAL EXPENSES	4,435,892	4,473,440	3,383,466.98	77,293.56	174,432.75	915,539.81	
7 DEBT SERVICES							
710 PRINCIPAL ON MATURING DEBT							
07109795 530000 PROFESSIONAL SERVI	269,500	269,500	.00	.00	.00	269,500.00	.0%
07109795 597000 INT ON GEN LONG TE	5,893,500	2,761,614	2,743,338.22	.00	.00	18,275.78	99.3%
07109795 597200 INT ON TEMPORARY L	57,253	57,253	12,617.35	.00	.00	44,635.65	22.0%
07109795 597300 DEBT PRINCIPAL- GE	2,461,614	5,793,500	5,773,736.86	.00	.00	19,763.14	99.7%
07109795 597350 Refdg Escrow Contr	200,000	0	.00	.00	.00	.00	.0%
TOTAL DEBT SERVICES	8,881,867	8,881,867	8,529,692.43	.00	.00	352,174.57	96.0%
TOTAL EXPENSES	8,881,867	8,881,867	8,529,692.43	.00	.00	352,174.57	
8 STATE ASSESSMENTS							
800 INTERGOVERNMENTAL							
08009704 563001 CHARTER SCHOOL	22,336,638	22,336,638	18,432,625.00	.00	.00	3,904,013.00	82.5%



FOR 2018 11

8	STATE ASSESSMENTS	ORIGINAL APPROP	REVISED BUDGET	YTD EXPENDED	MTD EXPENDED	ENC/REQ	AVAILABLE BUDGET	PCT USED
	08009704 563002 SCHOOL CHOICE	861,405	861,405	748,024.00	.00	.00	113,381.00	86.8%
	08009704 563003 ESSEX COUNTY TECH	92,000	92,000	40,962.00	.00	.00	51,038.00	44.5%
	08009704 564000 AIR POLLUTION CONT	25,540	25,540	21,290.00	.00	.00	4,250.00	83.4%
	08009704 564001 REGIONL TRANSIT AU	994,016	994,016	828,350.00	.00	.00	165,666.00	83.3%
	08009704 564004 SPECIAL EDUCATION	69,907	69,907	.00	.00	.00	69,907.00	.0%
	08009704 564005 NON RENEWAL-EXCISE	313,660	313,660	261,390.00	.00	.00	52,270.00	83.3%
	08009704 564006 MOSQUITO CONTROL D	72,080	72,080	60,420.00	.00	.00	11,660.00	83.8%
	TOTAL STATE ASSESSMENTS	24,765,246	24,765,246	20,393,061.00	.00	.00	4,372,185.00	82.3%
	TOTAL EXPENSES	24,765,246	24,765,246	20,393,061.00	.00	.00	4,372,185.00	
9	MISCELLANEOUS							
910	RETIREMENT							
	09109716 521800 RETIRE-PENSION (SC	6,573,692	6,573,692	6,573,692.00	.00	.00	.00	100.0%
	09109716 560800 RET-PENSION (CITY)	17,813,053	17,798,053	17,738,363.73	.00	.00	59,689.27	99.7%
	09109716 572600 NON-CONTRIB-PENSI	60,000	60,000	28,146.39	686.13	.00	31,853.61	46.9%
912	WORKER'S COMPENSATION							
	09129711 516900 WORKMENS COMP- SCH	450,000	500,000	431,555.13	22,312.33	.00	68,444.87	86.3%
	09129711 517100 WRKMEN-COMP-CITY(E	200,000	205,000	194,154.20	35,561.31	.00	10,845.80	94.7%
913	UNEMPLOYMENT INSURANCE							
	09139710 517200 UNEMPLOYMENT COMP-	125,000	125,000	32,229.62	.00	.00	92,770.38	25.8%
	09139710 517201 UMEPLOYMENT COMP-	275,000	275,000	64,557.83	.00	.00	210,442.17	23.5%
914	HEALTH INSURANCE							
	09149713 563600 HEALTH INSURANCE	23,050,000	23,050,000	19,161,272.83	.00	.00	3,888,727.17	83.1%
916	MEDICARE							
	09139714 572000 MEDICARE- HEALTH	2,710,932	2,710,932	2,153,006.61	55,474.52	.00	557,925.39	79.4%
	TOTAL MISCELLANEOUS	51,257,677	51,297,677	46,376,978.34	114,034.29	.00	4,920,698.66	90.4%
	TOTAL EXPENSES	51,257,677	51,297,677	46,376,978.34	114,034.29	.00	4,920,698.66	
	GRAND TOTAL	343,847,688	348,787,529	272,391,068.45	4,262,323.51	10,544,531.85	65,851,928.53	81.1%



FOR 2018 11

ORIGINAL APPROP	REVISED BUDGET	YTD EXPENDED	MTD EXPENDED	ENC/REQ	AVAILABLE BUDGET	PCT USED
--------------------	-------------------	--------------	--------------	---------	---------------------	-------------

** END OF REPORT - Generated by Bryan Perry **



REPORT OPTIONS

Sequence 1	Field # 2	Total Y	Page Break N	Year/Period: 2018/11
Sequence 2	3	N	N	Print revenue as credit: Y
Sequence 3	0	N	N	Print totals only: N
Sequence 4	0	N	N	Suppress zero bal accts: Y
				Print full GL account: N
				Double space: N
				Roll projects to object: N

Report title:
 YEAR-TO-DATE BUDGET REPORT

Print Full or Short description: F
 Print MTD Version: Y
 Print Revenues-Version headings: N
 Format type: 1
 Print revenue budgets as zero: N
 Include Fund Balance: N
 Include requisition amount: Y
 Multiyear view: D

Carry forward code: 1
 Print journal detail: N
 From Yr/Per: 2018/10
 To Yr/Per: 2018/10
 Include budget entries: Y
 Incl encumb/liq entries: Y
 Sort by JE # or PO #: J
 Detail format option: 1

Find Criteria

Field Name	Field Value
Fund	0010
FUNCTION	
DEPARTMENT	
AP/UM/OET	
DOE/PROGS	
FY/GRADE	
LEVEL	
CATEGORY	
Character Code	
Org	
Object	5*
Project	
Account type	
Account status	
Rollup Code	

